



Daily Market Information Report – Monday, October 19, 2020

The following information is collected from various sources and disseminated by Beef Farmers of Ontario.

ONTARIO DIRECT TO PACKER RAILGRADE CATTLE TRADE

Prices are on a carcass weight basis before grade and weight discounts. (Prices regardless of delivery date).

A Grade Steers	232.00 - by afternoon, some bids reported at \$230.00 but no reported trade at that price
A Grade Heifers	231.00-232.00- by afternoon, some bids reported at \$229.00-\$230.00 but no trade was noted.

ONTARIO LIVE CATTLE TRADE

Today at **Ontario Stockyards Inc.:** 61 veal

	Price Range	Top
Good Beef Breeds	134.00-156.00	164.00
Good Dairy Breeds	120.00-132.00	136.00
Plain & Heavy Types	90.00-115.00	

Veal calves sold at steady prices. *October 20th & Nov 3rd @ 11:00 am- Special Fall Yearling Sale!*

At **Kawartha Lakes Community Sale Barn, October 17, 2020** –164 cows, 16 bulls, 55 veal, 57 stockers, 2 fed cattle

	Price Range	Avg.	Top
Cows	52.00-78.50	61.57	89.00
Bulls over 1600 lbs	88.00-105.00	93.32	105.00
Veal calves 600 lbs & over	114.00-147.50	126.04	161.00
Veal calves 125 lbs or less	95.00-295.00	121.31	295.00

All classes of cattle sold actively at steady prices. *Special Stocker Sale on Wednesday Oct 21st & 28th @ 10:00 am!*

ONTARIO STOCKER & FEEDER TRADE

Stocker sale at **Brussels Livestock: October 16, 2020** – 1,480 Stockers

Steers	Price Range	Average	Top	Heifers	Price Range	Average	Top
1000+	157.00-181.50	171.99	181.50	900+	146.00-174.00	160.07	183.00
900-999	169.75-191.50	184.30	194.00	800-899	155.50-178.25	168.62	185.00
800-899	175.00-196.00	187.23	196.00	700-799	147.50-181.50	164.71	185.00
700-799	185.00-216.00	200.89	216.00	600-699	164.00-195.00	179.02	195.00
600-699	173.00-217.00	198.88	237.00	500-599	173.00-202.00	189.54	210.00
500-599	200.00-236.00	220.60	257.00	400-499	182.00-210.00	195.43	210.00
400-499	217.00-253.00	235.08	265.00	300-399	147.00-215.00	179.88	219.00
399	210.00-257.00	237.46	265.00				

Calves and yearlings sold on a steady market, with yard yearlings trading \$3.00-\$5.00 cwt lower. *October 23rd @ 10:00 am- Hereford Influence Sale! (in conjunction with regular stocker sale)*

ONTARIO STOCKER & FEEDER TRADE SPECIAL FALL SALES

Stocker sale at **Keady Livestock Market, October 16, 2020**- 1,295 stockers

Steers	Price Range	Average	Top	Heifers	Price Range	Average	Top
1000+	172.50-187.00	180.51	191.50	900+	157.00-172.00	161.62	172.00
900-999	187.50-197.25	192.27	197.25	800-899	174.00-189.75	184.31	189.75
800-899	189.00-196.25	194.66	196.25				
700-799	185.00-190.00	187.92	190.00				

Special Yearling Sale- selling on an overnight stand. Yearlings sold under pressure with prices \$3.00-\$5.00 cwt lower. *Starting at 9:00 am - October 24th - Bruce Peninsula Charolais Calf Club- Presort Sale. October 27th- Georgian Bay Charolais Calf Club- Presort Sale. October 29th- Bluewater Black Calf Sale- Presort Sale. October 31- Central Ontario Calf Producers- owner lots, all breeds*

Stocker sale at **Stratton- Rainy River Cattlemen's Sale: October 17, 2020 – 1,788** Stockers

Steers	Price Range	Average	Top	Heifers	Price Range	Average	Top
700-799	160.00-192.99	183.80	192.99	600-699	160.00-186.49	178.00	186.49
600-699	150.00-227.99	204.70	227.99	500-599	110.00-187.99	177.08	220.00
500-599	150.00-239.99	210.30	239.99	400-499	130.00-202.99	179.89	202.99
400-499	145.99-260.00	222.99	260.00	300-399	139.99-225.99	201.69	225.99
399-	125.00-279.99	221.79	279.99	Bulls 1600-	89.00-175.00	122.50	216.99
Cows	55.00-95.99	70.19	95.99	Bulls 1600+	90.00-104.49	100.69	104.49

Good quality cattle sold at steady to strong prices with second cut selling slightly easier. November 7th @ 8:30 am- Next Stocker Sale!

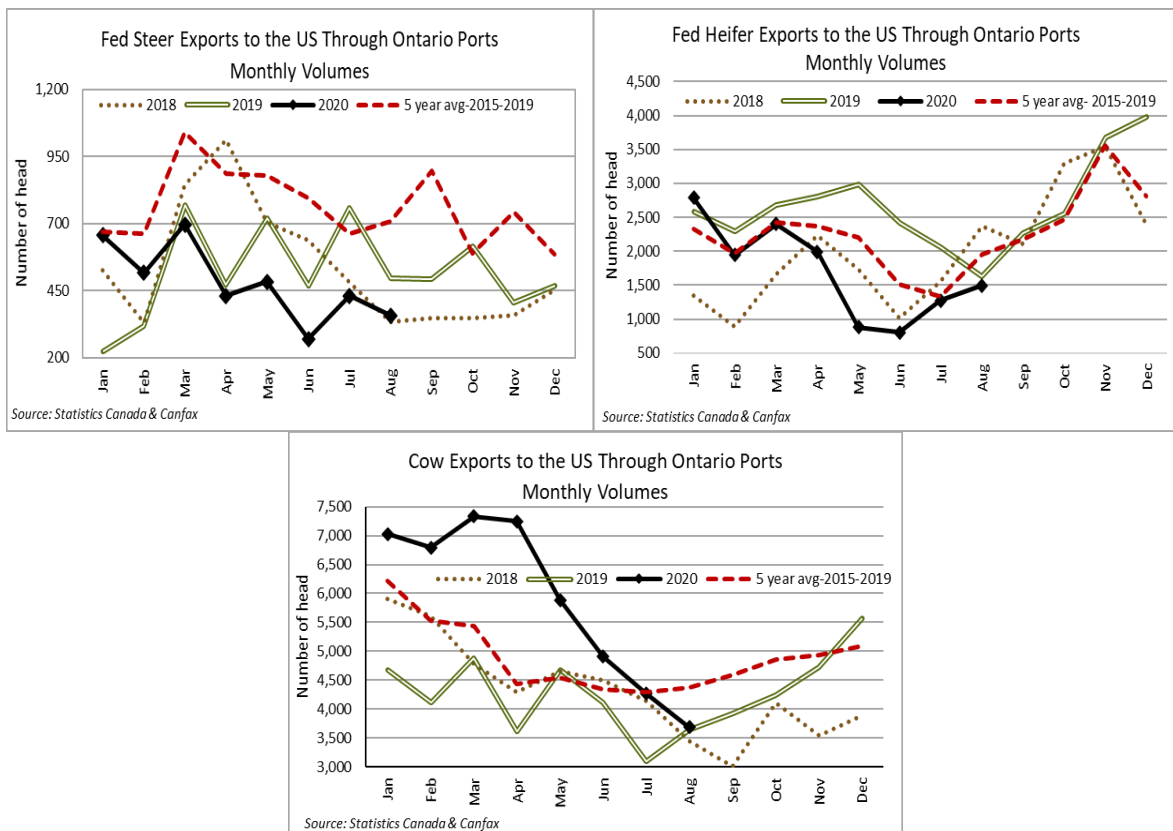
Stocker sale at **Temiskaming Livestock Exchange: October 17, 2020 – 389** Stockers

Steers	Price Range	Average	Top	Heifers	Price Range	Average	Top
700-799	188.00-200.00	193.31	209.00	700-799	170.00-171.00	170.22	173.00
600-699	179.00-234.00	205.03	234.00	600-699	167.00-190.00	184.88	190.00
500-599	187.00-229.00	206.82	238.00	500-599	165.00-200.00	183.44	223.00
400-499	232.50-258.00	247.27	258.00	400-499	169.00-229.00	199.90	237.50
399	227.50-265.00	247.08	265.00	300-399	162.50-219.00	190.25	230.00
				299-	245.00-252.50	246.88	252.50

Stocker sale at **Thessalon- Algoma Co-operative Livestock Sale: October 17, 2020 – 323** Stockers,

Steers	Price Range	Average	Heifers	Price Range	Average
700-799	185.00-191.00	188.00	700-799	121.00-150.00	147.00
600-699	185.00-205.00	195.00	600-699	161.00-181.00	169.00
500-599	214.00-251.00	237.00	500-599	187.00-203.00	190.00
400-499	215.00-257.00	234.00	400-499	188.00-227.00	217.00
399	221.00-240.00	223.00	300-399	212.00-230.00	218.00
Cull Cows	453.00-70.00		Cow &		
Bred cow	\$650-\$1100/head		Calf pairs	\$1050-\$1200/pair	

Active bidding on stockers while cows were under pressure.



CATTLE EXPORTS-ONTARIO

Week ending Oct 3, 2020

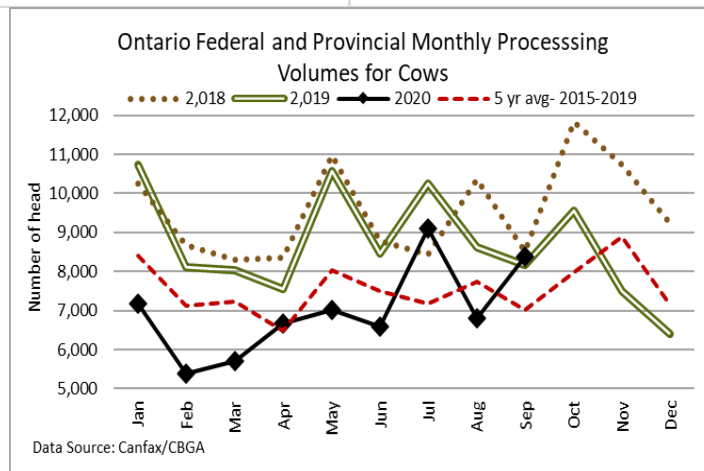
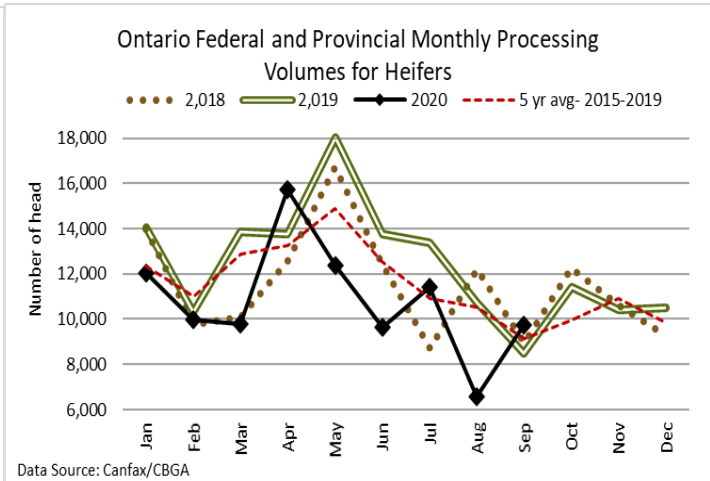
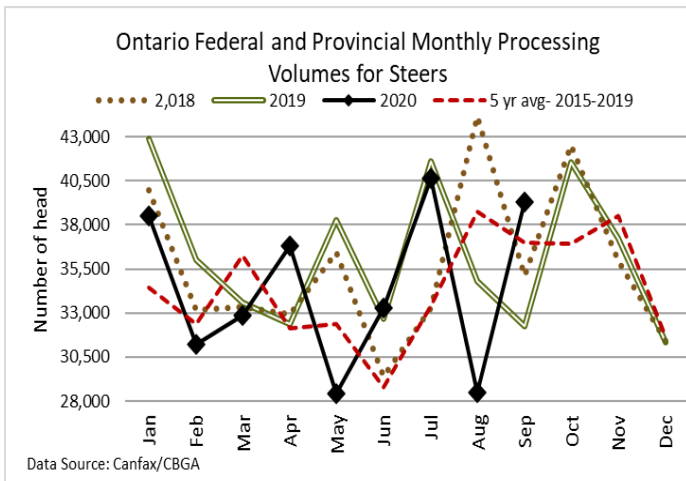
Week ending Sep 26, 2020

Year to Date
2020

Total live slaughter cattle exported from Ontario to the U.S.	1,824	1,827	95,010
Steers & Heifers & Cows	1,672	1,618	84,959
Bulls	152	209	10,051

FEDERALLY INSPECTED CANADIAN PROCESSING

	Week Ending Oct 10, 2020	# of hd change from week ago	YTD	% Change (Week Ago)	% Change (Year Ago)
Grand Total	62,533	-211	2,355,364	-0%	-5%
Western Slaughter	49,397	-447	1,841,421	-1%	-6%
Eastern Slaughter	13,136	+236	513,943	+2%	-3%



AVERAGE CARCASS WEIGHTS – CANADA

	Steers	Heifers
Oct 10, 2020	952	866
Oct 3, 2020	942	860
Oct 12, 2019	934	849

USDA ESTIMATED CATTLE PROCESSING VOLUME

	Week Ending Oct 17, 2020	Previous Week	Year Ago
Grand Total	654,000	637,000	643,000

U.S. BOXED BEEF CUT-OUT VALUES (U.S. funds)

	Choice 600-900	Select 600-900
Cutout Values (noon estimate):	209.86	192.47
Change (from yesterday's close):	-0.17	-1.05
Current Five Day Average:	211.74	197.94

U.S. TRADE (U.S. funds)

The U.S. cash cattle trade last week was light to moderate Wednesday and Thursday with a light clean up trade Friday. Sales last week, reported by the USDA Mandatory Price report, saw live cattle trade from \$105.00-\$109.00 with steers averaging \$107.52 down \$0.74 and heifers \$107.85 down \$0.87 from the previous week on average. On the rail steers and heifers traded from \$165.00-\$170.00 dressed, with steers averaging \$168.35 down \$1.32 and heifers \$168.36 down \$1.50.

This morning new show lists were distributed with this week's offering higher in volume in Kansas with all other feeding states slightly lower than last week. Bids and asking prices are unestablished at this time, however a light trade was noted today in parts of Texas at \$106.00 live, down \$2.00 from last week. The lower prices are not surprising given the extreme pressure on the cattle futures today. Effective October 5, 2020, cattle futures limits at the CME were expanded, with live cattle daily limits now 4.00 up from 3.00 and feeder cattle limits now 5.00 up from 4.50. Several contracts were over the previous daily limits but nothing was actually down the new expanded limits.

Choice and Select Steers and Heifers:	Live	106.00
	Rail	N/T

CHICAGO MERCANTILE EXCHANGE

Closing quotes on futures today were as follows:

Live Cattle			Feeder Cattle			Corn			Soybeans			Canadian \$		
Oct	104.00	-3.15	Oct	134.60	-3.50	Dec	4.052	+3.2	Nov	10.542	+4.2	Spot	75.84	-0.01
Dec	105.15	-3.47	Nov	130.07	-4.95	Mar	4.104	+3.4	Jan	10.540	+3.6	Dec	75.87	+0.00
Feb	108.17	-3.30	Jan	125.22	-4.10	May	4.122	+3.6	Mar	10.422	+4.4	Mar	75.90	+0.00
Apr	110.20	-3.40	Mar	124.92	-3.92	Jul	4.120	+3.2	May	10.374	+4.2	Jun	75.90	+0.00
Jun	104.20	-3.05	Apr	127.05	-3.70	Sep	3.972	+2.2	Jul	10.394	+4.2	Sep	75.90	+0.00
Aug	103.15	-2.82	May	128.00	-3.37	Dec	3.980	+2.2	Aug	10.306	+4.2	Dec	75.90	+0.01

Beef Farmers of Ontario, 130 Malcolm Road, Guelph, ON N1K 1B1 Phone: (519) 824-0334 Fax: (519) 824-9101 or email: markets@ontariobeef.com