



Daily Market Information Report – Monday, November 16, 2020

The following information is collected from various sources and disseminated by Beef Farmers of Ontario.

ONTARIO DIRECT TO PACKER RAILGRADE CATTLE TRADE

Prices are on a carcass weight basis before grade and weight discounts. (Prices regardless of delivery date).

A Grade Steers	228.00
A Grade Heifers	227.00-228.00

ONTARIO LIVE CATTLE TRADE

Today at **Ontario Stockyards Inc.:** 40 veal

	Price Range	Top
Good Dairy Veal Calves	N/A	
Plain & Heavy Veal Calves	N/A	

Veal calves sold steady to stronger. *Nov 17th @ 11:00 am- Special All Vaccinated Stocker Sale!*

At **Kawartha Lakes Community Sale Barn, November 14, 2020** –179 cows, 5 bulls, 26 veal, 75 stockers, 5 fed cattle

	Price Range	Avg.	Top
Cows	54.00-82.00	62.81	97.00
Bulls over 1600 lbs	81.00-104.00	95.84	104.00
Veal calves 600 lbs & over	113.00-126.00	117.219	126.00

All classes of cattle sold at steady prices. *Special Stocker Sale on Wednesday Nov 11th @ 10:00 am! Wednesday November 18th @ 10:00 am- Peterborough/Victoria Counties Vaccinated Stocker Sale! (90% vaccinated)*

ONTARIO STOCKER & FEEDER TRADE

Stocker sale at **Brussels Livestock: November 13, 2020** – 1,298 Stockers

Steers	Price Range	Average	Top	Heifers	Price Range	Average	Top
1000+	162.50-183.00	173.66	183.00	900+	141.00-158.25	151.30	172.00
900-999	167.00-193.25	177.36	193.25	800-899	143.00-160.00	149.72	176.00
800-899	170.00-203.25	188.17	203.25	700-799	144.00-169.50	151.29	169.50
700-799	188.25-202.00	194.79	205.00	600-699	127.00-185.00	157.96	188.00
600-699	175.00-218.50	199.25	218.50	500-599	164.00-198.00	183.73	198.00
500-599	195.00-240.00	222.93	240.00	400-499	167.00-218.00	194.49	218.00
400-499	188.00-255.50	234.00	269.00	300-399	161.00-218.00	191.27	218.00
399	170.00-247.00	213.88	259.00	299-	160.00-200.00	190.00	200.00

Calves sold steady. Choice yearling steers and heifers sold actively at steady prices. Second cut heifers sold on an easier market. *November 25th @ 7:00 pm- Bred Cow Sale!*

ONTARIO STOCKER & FEEDER TRADE SPECIAL FALL SALES

Stocker sale at **Keady Livestock Market, November 13, 2020**- 956 stockers

Steers	Price Range	Average	Top	Heifers	Price Range	Average	Top
1000+	176.75-189.25	183.80	192.50	800-899	172.50-175.00	173.59	175.00
900-999	187.00-198.25	194.20	198.25				
800-899	191.00-201.25	199.84	201.25				
700-799	137.00-190.00	179.40	190.00				

Special Yard & Grass Yearling Sale- Prices were \$3.00-\$5.00 cwt higher on a good offering of yard and grass yearlings, with good buyer representation. *November 20th @ 9:00 am- Special Calf Sale!*

CATTLE EXPORTS-ONTARIO

Week ending Oct 24, 2020

Week ending Oct 17, 2020

Year to Date
2020

Total live slaughter cattle
exported from Ontario to the U.S.
Steers & Heifers & Cows
Bulls

2,620
2,274
346

2,476
2,246
230

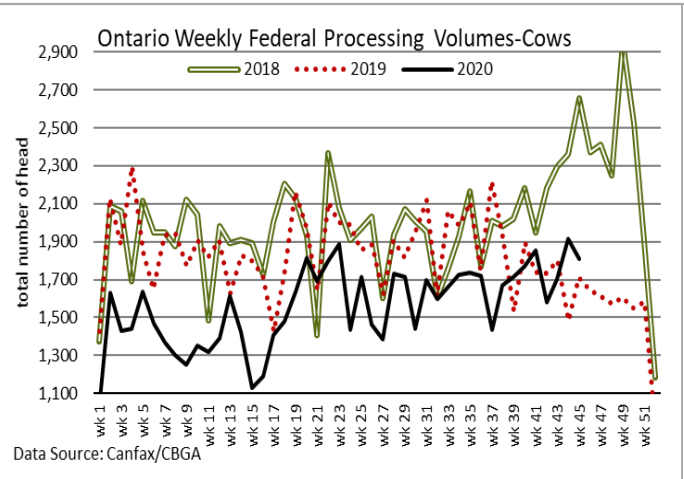
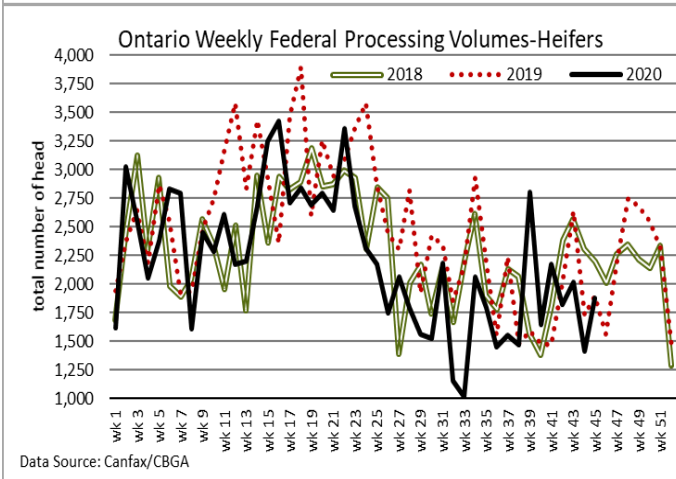
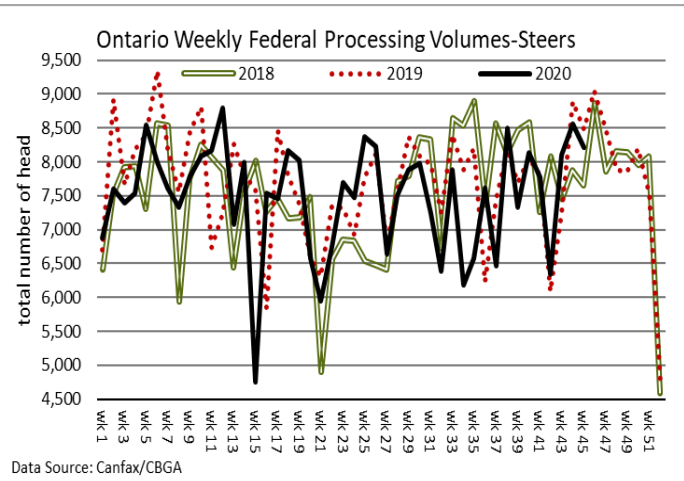
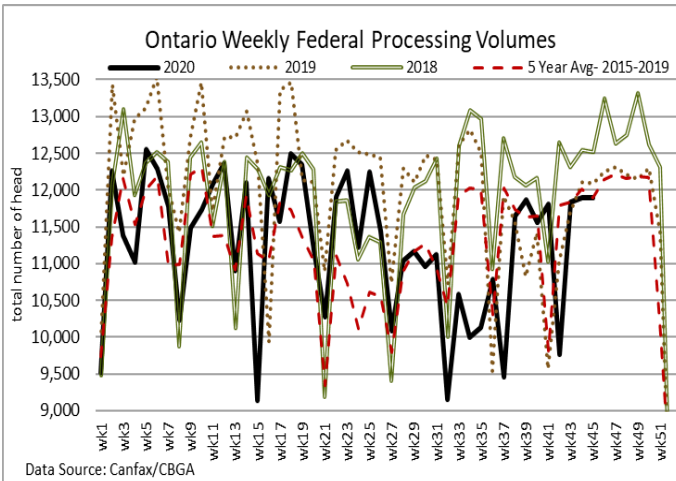
102,137
91,304
10,833

AVERAGE CARCASS WEIGHTS – CANADA

	Steers	Heifers
Nov 7, 2020	969	858
Oct 31, 2020	918	861
Nov 9, 2019	940	854

FEDERALLY INSPECTED CANADIAN PROCESSING

	Week Ending Nov 7, 2020	# of hd change from week ago	YTD	% Change (Week Ago)	% Change (Year Ago)
Grand Total	66,136	+3,968	2,610,544	-7%	-4%
Western Slaughter	52,869	+3,963	2,045,882	-8%	-5%
Eastern Slaughter	13,267	+5	564,662	+0%	-3%



USDA ESTIMATED CATTLE PROCESSING VOLUME

	Week Ending Nov 14, 2020	Previous Week	Year Ago
Grand Total	653,000	647,000	663,000

U.S. BOXED BEEF CUT-OUT VALUES (U.S. funds)

	Choice 600-900	Select 600-900
Cutout Values (noon estimate):	225.85	211.44
Change (from yesterday's close):	-0.13	+1.98
Current Five Day Average:	222.99	207.42

U.S. TRADE (U.S. funds)

The U.S. cash cattle trade last week was moderate in volume with higher prices. Live trade reported by the USDA Mandatory Price Report, ranged from \$108.00-\$112.00 with steers averaging \$109.62 up \$3.29 on average, while heifers averaged \$109.61 up \$2.87 from the previous week. On the rail, trade ranged from \$170.00-\$174.00 dressed, with steers averaging \$171.87 up \$6.52 and heifers \$171.78 up \$5.35 from the previous week's weighted average prices.

Today, the market was very quiet as both sides took inventory and new show lists were distributed. This week's offering is reported as smaller than last week in volume. Bids and asking prices are unestablished at this time with little business expected to develop before the middle of the week.

Choice and Select Steers and Heifers:	Live	N/T
	Rail	N/T

CHICAGO MERCANTILE EXCHANGE

Closing quotes on futures today were as follows:

Live Cattle	Feeder Cattle	Corn	Soybeans	Canadian \$
Dec 110.42 +0.50	Nov 137.27 -0.20	Dec 4.162 +5.6	Jan 11.534 +5.4	Spot 76.35 +0.23
Feb 112.02 -0.20	Jan 137.92 +0.05	Mar 4.242 +4.6	Mar 11.544 +6.4	Dec 76.37 +0.24
Apr 116.35 +0.15	Mar 137.67 +0.52	May 4.282 +4.2	May 11.530 +7.2	Mar 76.40 +0.24
Jun 111.30 +0.12	Apr 139.40 +0.77	Jul 4.296 +3.4	Jul 11.484 +6.4	Jun 76.41 +0.24
Aug 110.72 +0.07	May 140.35 +0.75	Sep 4.100 +4.2	Aug 11.300 +5.6	Sep 76.41 +0.24
Oct 113.82 +0.20	Aug 145.17 +0.42	Dec 4.072 +2.6	Sep 10.810 +5.4	Dec 76.43 +0.25

Beef Farmers of Ontario, 130 Malcolm Road, Guelph, ON N1K 1B1 Phone: (519) 824-0334 Fax: (519) 824-9101 or email: markets@ontariobeef.com

OBCFPP LICENCE CHANGES

No Longer Licenced: Country Dealer

Simon Bourbonnais, 1781 Hwy 138, Moose Creek, ON K0C 1W0