



Daily Market Information Report – Monday, December 7, 2020

The following information is collected from various sources and disseminated by Beef Farmers of Ontario.

ONTARIO DIRECT TO PACKER RAILGRADE CATTLE TRADE

Prices are on a carcass weight basis before grade and weight discounts. (Prices regardless of delivery date).

A Grade Steers 232.00- limited trade with one packer not bidding today.

A Grade Heifers No sales reported today.

ONTARIO LIVE CATTLE TRADE

Today at **Ontario Stockyards Inc.:** 33 veal

	Price Range	Top
Veal 600 lbs +	80.00-136.00	169.00

Veal calves sold stronger. Dec 10th @ 11:00 am- All Vaccinated Stocker Sale! (in conjunction with regular sale)

At **Kawartha Lakes Community Sale Barn, December 5, 2020** –212 cows, 19 bulls, 37 veal, 64 stockers, 2 fed cattle

	Price Range	Avg.	Top
Cows	46.00-74.00	53.46	95.00
Bulls under 1600 lbs	75.00-118.00	87.93	118.00
Bulls over 1600 lbs	76.00-100.00	83.60	100.00
Veal calves 600 lbs & over	114.00-128.00	119.12	135.00

Stockers and veal calves sold actively at steady prices. Cows sold under pressure. 500 head are expected for Wednesday's special stocker sale starting at 10:00 am!

ONTARIO STOCKER & FEEDER TRADE

Stocker sale at **Brussels Livestock: December 4, 2020** – 1,123 Stockers

Steers	Price Range	Average	Top	Heifers	Price Range	Average	Top
1000+	170.50-187.50	180.03	190.00	900+	141.00-160.00	151.92	163.00
900-999	181.00-195.00	190.15	195.50	800-899	140.00-168.00	160.64	168.00
800-899	176.00-195.50	189.41	195.50	700-799	148.00-179.00	165.47	179.00
700-799	186.00-203.00	193.89	203.00	600-699	165.00-196.00	184.10	196.00
600-699	182.00-219.00	203.21	227.00	500-599	165.00-223.50	198.68	223.50
500-599	203.00-243.50	225.07	255.00	400-499	160.00-227.00	204.41	227.00
400-499	221.00-261.00	235.15	276.00	300-399	170.00-236.00	209.82	236.00
399	212.00-296.00	257.81	297.00	299-	105.00-225.00	177.56	245.00

Calves and yearlings sold on a strong active trade at steady prices. December 16th @ 7:00 pm- Bred Cow Sale!

ONTARIO STOCKER & FEEDER TRADE SPECIAL FALL SALES

Stocker sale at **Denfield Livestock Exchange, December 5, 2020**- 292 stockers

Steers	Price Range	Average	Top	Heifers	Price Range	Average	Top
900-999	171.00-175.50	174.50	187.00	900+	137.00-148.00	140.75	148.00
800-899	169.00-177.00	172.50	177.00	800-899	165.50-179.00	174.41	179.00
700-799	179.00-196.00	188.67	196.00	700-799	170.00-189.00	184.25	189.00
600-699	195.00-213.00	206.20	229.50	600-699	184.00-197.00	189.96	209.00
500-599	206.00-222.00	213.47	225.00	500-599	174.00-205.00	194.51	216.00
400-499	225.00-255.00	239.83	255.00	400-499	206.00-224.00	208.27	222.00
				300-399	206.00-224.00	218.44	230.00

ONTARIO BRED COW SALES

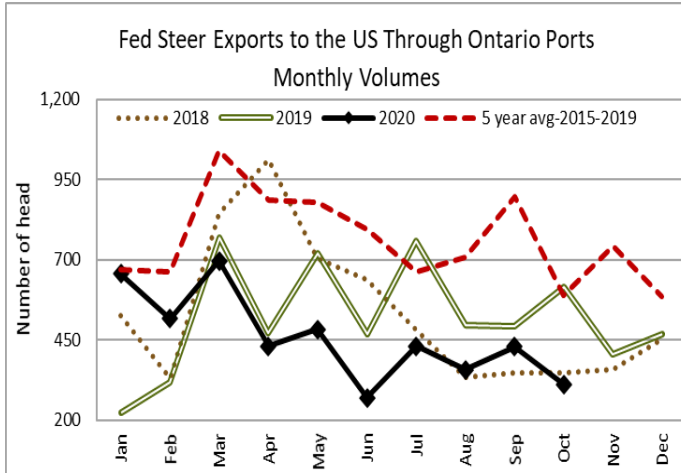
Keady Livestock Market, December 4, 2020- 271 Bred cows

	Exotic and Exotic X	British and British X
Top quality bred cows	\$1800-\$2200	\$1200-\$1700
Avg quality bred cows	\$1400-\$1800	N/T
Top quality bred heifers	\$1600-\$2750	\$1800-\$2200
Top quality cow/calf pairs	\$1000-\$1900	

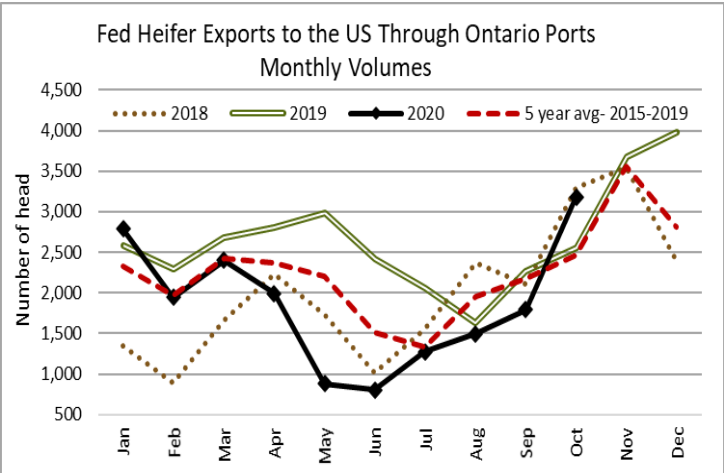
A strong sale with keen buyer interest!

CATTLE EXPORTS-ONTARIO

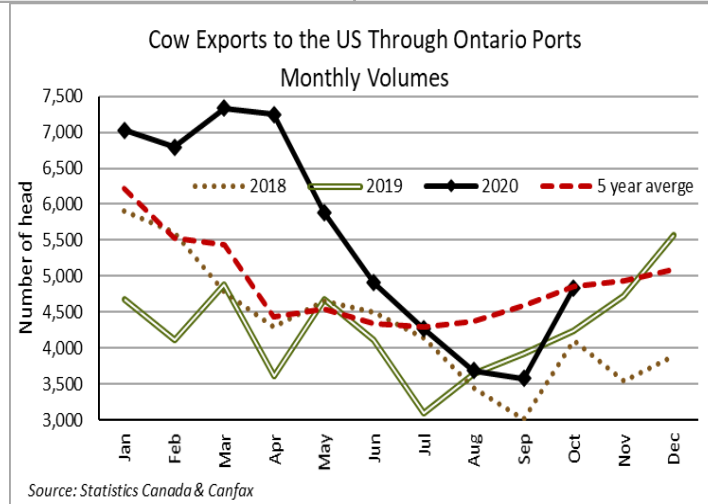
	Week ending Nov 14, 2020	Week ending Nov 7, 2020	Year to Date 2020
Total live slaughter cattle exported from Ontario to the U.S.	2,728	2,815	110,519
Steers & Heifers & Cows	2,475	2,508	98,886
Bulls	253	307	11,633



Source: Statistics Canada & Canfax



Source: Statistics Canada & Canfax



Source: Statistics Canada & Canfax

AVERAGE CARCASS WEIGHTS – CANADA

	Steers	Heifers
Nov 28, 2020	950	844
Nov 21, 2020	944	852
Nov 30, 2019	927	851

FEDERALLY INSPECTED CANADIAN PROCESSING

	Week Ending Nov 28, 2020	# of hd change from week ago	YTD	% Change (Week Ago)	% Change (Year Ago)
Grand Total	62,643	-8,896	2,801,388	-12%	-4%
Western Slaughter	49,351	-9,114	2,197,279	-16%	-5%
Eastern Slaughter	13,292	+218	604,109	+2%	-3%

USDA ESTIMATED CATTLE PROCESSING VOLUME

	Week Ending Dec 5, 2020	Previous Week	Year Ago
Grand Total	667,000	564,000	682,000

U.S. BOXED BEEF CUT-OUT VALUES (U.S. funds)

	Choice 600-900	Select 600-900
Cutout Values (noon estimate):	233.54	212.52
Change (from yesterday's close):	-1.48	-4.99
Current Five Day Average:	240.44	221.18

U.S. TRADE (U.S. funds)

The U.S. cash cattle trade saw the majority of the week's activity develop on Wednesday, with just some clean up trade on Thursday and Friday. The USDA Mandatory Price report for last week listed live sales from \$106.50-\$112.00 live, with steers averaging \$109.75 up \$0.52 and heifers \$110.16 down \$0.38 from the previous week. On the rail trade ranged from \$172.00-\$178.50 with steers averaging \$172.29 down \$1.10 from the previous week while heifers averaged \$172.87 down \$0.57.

Today the market was quiet as both sides took inventory and new show lists were distributed. This week's offering is reported to be slightly smaller to smaller in volume in the north while numbers in the south are reported as larger than last week. Bids and asking prices have not been established.

Choice and Select Steers and Heifers:	Live	N/T
	Rail	N/T

CHICAGO MERCANTILE EXCHANGE

Closing quotes on futures today were as follows:

Live Cattle			Feeder Cattle			Corn			Soybeans			Canadian \$		
Dec	108.00	-0.87	Jan	137.80	-1.97	Dec	4.194	+2.4	Jan	11.584	-4.4	Spot	78.14	-0.10
Feb	111.02	-1.37	Mar	138.15	-1.27	Mar	4.240	+3.4	Mar	11.624	-2.4	Dec	78.14	-0.11
Apr	115.15	-1.2	Apr	139.45	-1.32	May	4.266	+3.4	May	11.632	-0.4	Mar	78.18	-0.10
Jun	110.25	-0.80	May	140.15	-1.47	Jul	4.276	+3.6	Jul	11.614	+0.6	Jun	78.19	-0.10
Aug	109.80	-0.82	Aug	145.57	-1.27	Sep	4.132	+2.6	Aug	11.416	+1.0	Sep	78.19	-0.10
Oct	113.65	-0.80	Sep	145.47	-1.07	Dec	4.110	+0.6	Sep	10.874	+3.0	Dec	78.18	-0.11

Beef Farmers of Ontario, 130 Malcolm Road, Guelph, ON N1K 1B1 Phone: (519) 824-0334 Fax: (519) 824-9101 or email: markets@ontariobeef.com