



## Daily Market Information Report – Monday, December 21, 2020

The following information is collected from various sources and disseminated by Beef Farmers of Ontario.

### ONTARIO DIRECT TO PACKER RAILGRADE CATTLE TRADE

Prices are on a carcass weight basis before grade and weight discounts. (Prices regardless of delivery date).

**A Grade Steers** No bids or sales reported

**A Grade Heifers** No bids or sales reported

### ONTARIO LIVE CATTLE TRADE

Today at **Ontario Stockyards Inc.:** 6 veal

Price Range Top

**Veal 600 lbs +** N/A

There were not enough veal calves to establish a market.

At **Kawartha Lakes Community Sale Barn, December 19, 2020** –104 cows, 5 bulls, 26 veal, 42 stockers

|                                       | Price Range   | Avg.   | Top    |
|---------------------------------------|---------------|--------|--------|
| <b>Cows</b>                           | 41.00-65.00   | 48.03  | 105.00 |
| <b>Bulls under 1600 lbs</b>           | 70.00-89.50   | 83.35  | 89.50  |
| <b>Bulls over 1600 lbs</b>            | 88.00-91.00   | 89.56  | 91.00  |
| <b>Veal calves 600 lbs &amp; over</b> | 115.00-133.00 | 122.37 | 133.00 |
| <b>Veal 125 lbs and under</b>         | 65.00-400.00  | 114.46 | 400.00 |

All classes of cattle sold on a steady market. *There is no sale on December 26, 2020, regular sales will resume January 2, 2021. January 13, 2021 @ 10:00 am- Special Stocker Sale!*

### ONTARIO STOCKER & FEEDER TRADE

Stocker sale at **Brussels Livestock: December 18, 2020** – 1,142 Stockers

| <b>Steers</b>  | <b>Price Range</b> | <b>Average</b> | <b>Top</b> | <b>Heifers</b> | <b>Price Range</b> | <b>Average</b> | <b>Top</b> |
|----------------|--------------------|----------------|------------|----------------|--------------------|----------------|------------|
| <b>1000+</b>   | 147.00-170.00      | 162.97         | 173.00     | <b>900+</b>    | 136.50-150.00      | 146.26         | 158.00     |
| <b>900-999</b> | 90.00-166.00       | 133.73         | 191.00     | <b>800-899</b> | 152.00-167.00      | 159.58         | 167.00     |
| <b>800-899</b> | 154.00-176.00      | 170.62         | 176.00     | <b>700-799</b> | 132.00-156.00      | 151.32         | 165.00     |
| <b>700-799</b> | 150.50-187.50      | 171.44         | 187.50     | <b>600-699</b> | 142.50-170.00      | 155.91         | 170.00     |
| <b>600-699</b> | 155.00-210.00      | 188.01         | 216.00     | <b>500-599</b> | 142.00-178.00      | 158.87         | 182.00     |
| <b>500-599</b> | 181.00-224.00      | 204.45         | 239.00     | <b>400-499</b> | 152.00-171.50      | 164.63         | 189.00     |
| <b>400-499</b> | 197.00-261.00      | 233.48         | 261.00     | <b>300-399</b> | 155.00-180.00      | 164.91         | 180.00     |
| <b>399</b>     | 205.00-276.00      | 230.82         | 277.00     |                |                    |                |            |

Calves sold on an active trade with choice calves selling steady. Second cut calves sold on an easier market.

Yearlings sold on a good demand with prices steady to last week.

### CATTLE EXPORTS-ONTARIO

|  | <b>Week ending Dec 5, 2020</b> | <b>Week ending Nov 28, 2020</b> | <b>Year to Date 2020</b> |
|--|--------------------------------|---------------------------------|--------------------------|
| <b>Total live slaughter cattle exported from Ontario to the U.S.</b> | <b>2,704</b>                   | <b>2,506</b>                    | <b>118,190</b>           |
| <b>Steers &amp; Heifers &amp; Cows</b>                               | <b>2,396</b>                   | <b>2,197</b>                    | <b>105,662</b>           |
| <b>Bulls</b>   | <b>308</b>                     | <b>309</b>                      | <b>12,528</b>            |

## AVERAGE CARCASS WEIGHTS – CANADA

**Dec 12, 2020**

**Dec 5, 2020**

**Dec 14, 2019**

**Steers**

972

948

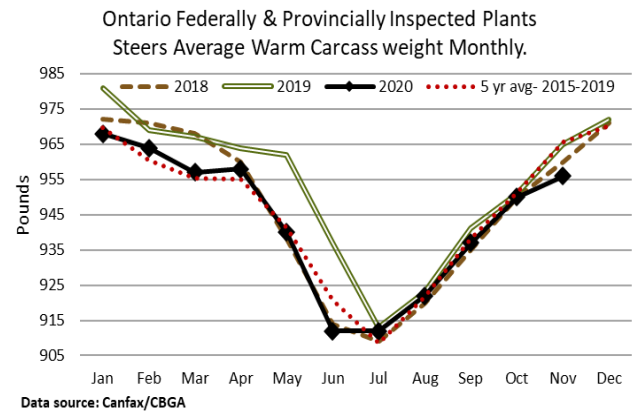
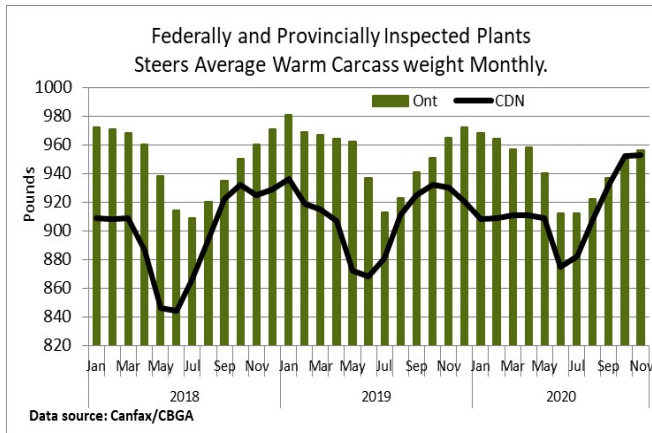
921

**Heifers**

855

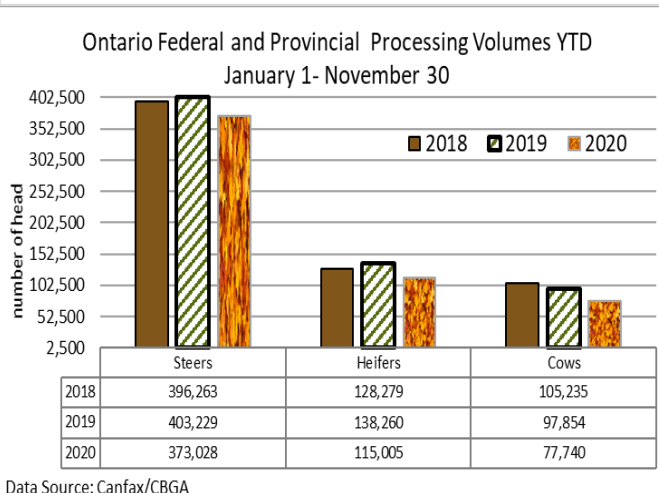
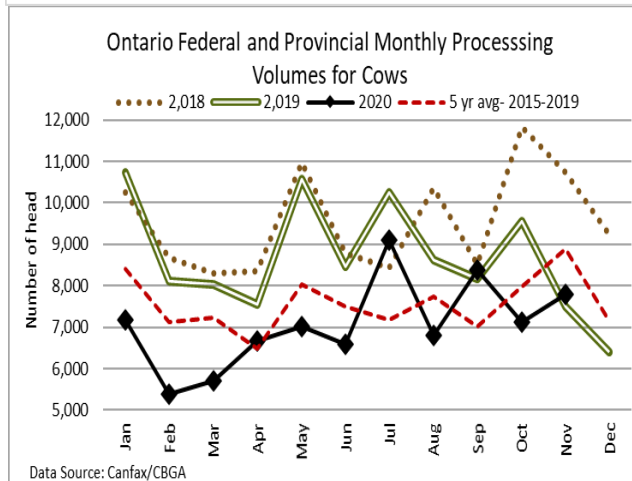
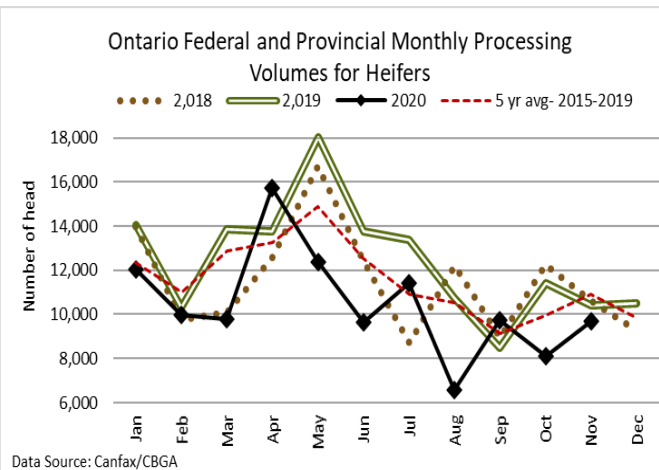
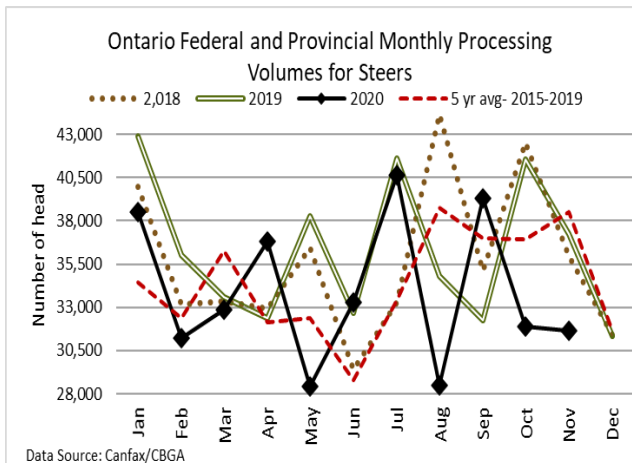
861

830



## FEDERALLY INSPECTED CANADIAN PROCESSING

|                          | Week Ending<br>Dec 12, 2020 | # of hd change from<br>week ago | YTD       | % Change<br>(Week Ago) | % Change<br>(Year Ago) |
|--------------------------|-----------------------------|---------------------------------|-----------|------------------------|------------------------|
| <b>Grand Total</b>       | 62,268                      | -4,834                          | 2,930,758 | -7%                    | -4%                    |
| <b>Western Slaughter</b> | 53,466                      | -1,029                          | 2,305,240 | -2%                    | -4%                    |
| <b>Eastern Slaughter</b> | 8,802                       | -3,805                          | 625,518   | -30%                   | -3%                    |



### USDA ESTIMATED CATTLE PROCESSING VOLUME

|             | Week Ending<br>Dec 19, 2020 | Previous Week | Year Ago |
|-------------|-----------------------------|---------------|----------|
| Grand Total | 659,000                     | 665,000       | 668,000  |

### U.S. BOXED BEEF CUT-OUT VALUES (U.S. funds)

|                                  | Choice<br>600-900 | Select<br>600-900 |
|----------------------------------|-------------------|-------------------|
| Cutout Values (noon estimate):   | 210.29            | 196.84            |
| Change (from yesterday's close): | +1.66             | +2.57             |
| Current Five Day Average:        | 208.77            | 192.91            |

### U.S. TRADE (U.S. funds)

The U.S. cash cattle trade took place last week from Wednesday to Thursday with prices improving as the week progressed. In the south, most trade was at \$108.00 live which is steady to slightly stronger than the week before. In the north, dressed trade ranged from \$162.00-\$169.50, majority from \$165.00-\$168.00 dressed, steady to \$3.00 easier however most of the trade in the north last week was on a live basis starting the week at \$105.00 but ended the week at \$108.00 which is \$1.00 easier to \$2.00 cwt stronger. Final results posted by the USDA Mandatory Price Report saw live steers averaging \$106.12 down \$0.63 from the previous week while heifers averaged \$106.43 live down \$0.52. On the rail steers averaged \$165.29 dressed, down \$2.48 from the week before while heifers averaged \$165.17 down \$2.92.

Today the market was very quiet as both sides took inventory and new show lists were distributed. This week's offering is reported as slightly lower in Kansas and slightly larger in all other feeding states. Bids and asking prices are unestablished today.

|                                       |      |     |
|---------------------------------------|------|-----|
| Choice and Select Steers and Heifers: | Live | N/T |
|                                       | Rail | N/T |

### CHICAGO MERCANTILE EXCHANGE

Closing quotes on futures today were as follows:

| Live Cattle |        |       | Feeder Cattle |        |       | Corn |       |      | Soybeans |        |       | Canadian \$ |       |       |
|-------------|--------|-------|---------------|--------|-------|------|-------|------|----------|--------|-------|-------------|-------|-------|
| Dec         | 110.60 | +012  | Jan           | 140.62 | +0.17 | Mar  | 4.400 | +2.4 | Jan      | 12.432 | +23.2 | Spot        | 77.95 | -0.25 |
| Feb         | 114.65 | -0.20 | Mar           | 143.12 | +0.82 | May  | 4.420 | +2.6 | Mar      | 12.474 | +23.4 | Mar         | 78.01 | -0.22 |
| Apr         | 118.70 | +0.05 | Apr           | 144.75 | +0.85 | Jul  | 4.422 | +2.4 | May      | 12.466 | +23.0 | Jun         | 78.02 | -0.21 |
| Jun         | 114.12 | +0.05 | May           | 145.70 | +0.92 | Sep  | 4.252 | +2.2 | Jul      | 12.402 | +21.0 | Sep         | 78.02 | -0.22 |
| Aug         | 113.67 | +0.20 | Aug           | 150.90 | +0.80 | Dec  | 4.200 | +1.4 | Aug      | 12.086 | +17.6 | Dec         | 78.02 | -0.22 |
| Oct         | 116.55 | +0.27 | Sep           | 150.55 | +0.65 | Mar  | 4.250 | +1.4 | Sep      | 11.376 | +11.2 | Mar         | 78.01 | -0.22 |

Beef Farmers of Ontario, 130 Malcolm Road, Guelph, ON N1K 1B1 Phone: (519) 824-0334 Fax: (519) 824-9101 or email: [markets@ontariobeef.com](mailto:markets@ontariobeef.com)