



Daily Market Information Report – Monday, February 1, 2021

The following information is collected from various sources and disseminated by Beef Farmers of Ontario.

ONTARIO DIRECT TO PACKER RAILGRADE CATTLE TRADE

Prices are on a carcass weight basis before grade and weight discounts. (Prices regardless of delivery date).

A Grade Steers No new trade reported today.
A Grade Heifers No new trade reported today.

ONTARIO LIVE CATTLE TRADE

Today at **Ontario Stockyards Inc.:** 46 veal

	Price Range	Top
Veal 600 lbs +	105.00-124.00	150.00
Veal 451-600 lbs	85.00-111.00	

Veal sold at just steady prices.

At **Kawartha Lakes Community Sale Barn, January 30, 2021** – 148 cows, 2 bulls, 16 veal, 12 stockers

	Price Range	Avg.	Top
Cows	53.00-75.00	59.03	85.00
Veal calves 600 lbs & over	95.00-126.00	109.59	132.00
Veal 125 lbs and under	60.00-260.00	122.82	260.00

Cows sold actively at prices \$2.00-\$3.00 cwt higher. *Wednesday, February 10, 2021 @ 10:00 am- Peterborough Cattlemen's/Victoria Beef Farmers Special Stocker Sale!*

ONTARIO STOCKER & FEEDER TRADE

Stocker sale at **Brussels Livestock: January 29, 2021** – 705 Stockers

Steers	Price Range	Average	Top	Heifers	Price Range	Average	Top
1000+	153.50-173.50	164.54	173.50	900+	146.50-161.25	155.58	164.00
900-999	167.00-184.00	179.10	184.00	800-899	162.00-177.50	170.96	177.50
800-899	182.00-197.25	188.51	197.25	700-799	156.00-182.00	169.50	182.00
700-799	189.50-211.50	199.56	211.50	600-699	169.00-203.50	195.72	203.50
600-699	213.00-231.00	221.60	290.00	500-599	165.00-200.00	184.80	200.00
500-599	207.00-245.00	232.73	245.00	400-499	127.00-204.00	190.00	204.00
400-499	135.00-252.00	215.62	252.00	300-399	149.00-195.00	136.33	195.00
399-	161.00-248.00	212.75	251.00				

Calves and yearlings sold on a fully steady market.

ONTARIO STOCKER & FEEDER TRADE SPECIAL STOCKER SALES

Stocker sale at: **Community Livestock Exchange: January 29, 2021-** 937 Stockers

Steers	Price Range	Average	Top	Heifers	Price Range	Average	Top
1000+	110.00-173.99	161.49	173.99	800-899	136.00-158.49	152.69	158.49
900-999	139.99-177.49	165.79	177.49	700-799	140.99-202.99	166.99	202.99
800-899	120.99-184.00	175.49	184.00	600-699	112.00-180.00	170.30	180.00
700-799	140.99-204.19	189.30	204.19	500-599	158.00-209.50	187.79	209.50
600-699	170.99-225.00	204.49	225.00	400-499	150.00-256.00	187.00	256.00
500-599	185.00-256.99	231.19	256.99				
400-499	218.99-262.99	241.29	262.99				

There was an excellent offering of 937 comprised of 591 steers and 346 heifers. Bidding was active, consistent, and sustained throughout the sale. Steer prices were very strong in the lighter weight categories and slightly below Ontario averages in the heavier weights while heifer prices were consistently higher than the Ontario market in all weight categories. There were 60 consignors and 32 purchasing buyers.

Stocker sale at: **Denfield Livestock Exchange: January 30, 2021- 278 Stockers**

Steers	Price Range	Average	Top	Heifers	Price Range	Average	Top
700-799	177.00-195.50	186.98	195.50	800-899	128.00-166.00	148.00	167.00
600-699	189.00-203.50	197.85	215.00	700-799	150.00-168.50	161.10	178.00
500-599	176.00-214.00	196.47	214.00	600-699	160.00-186.00	177.31	186.00
400-499	148.00-235.00	210.08	235.00	500-599	174.00-190.00	187.38	190.00
				400-499	206.00- 10 hd		

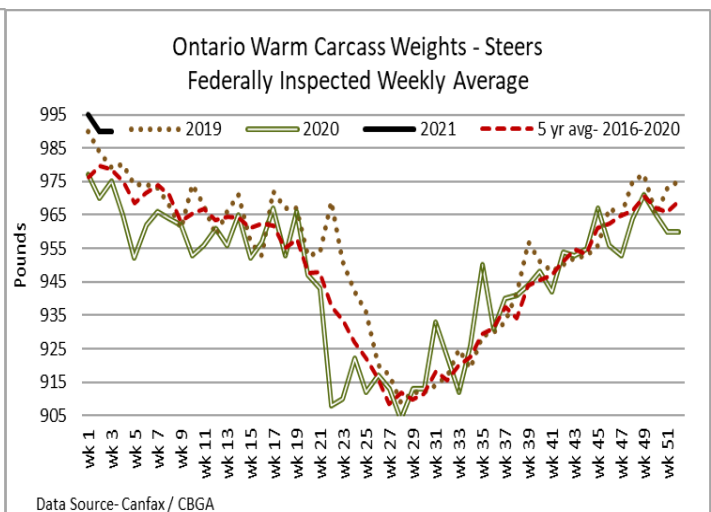
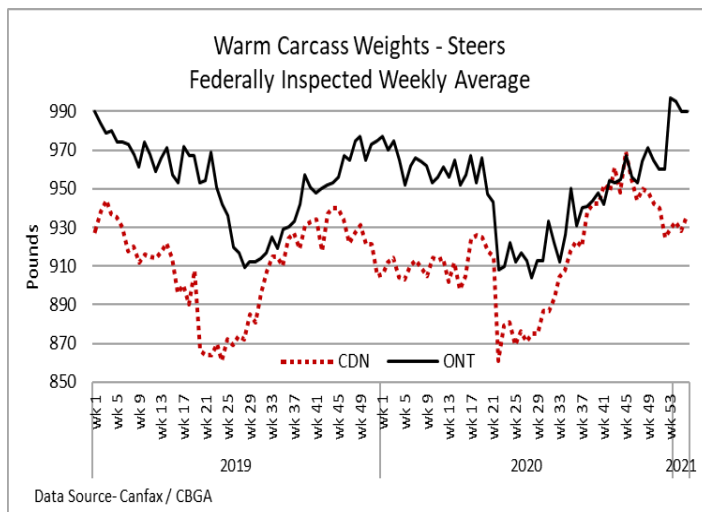
With quality considered, stockers sold very strong.

CATTLE EXPORTS-ONTARIO

	Week ending Jan 9, 2021	Week ending Jan 9, 2021	Year to Date 2021
Total live slaughter cattle exported from Ontario to the U.S.	3,573	2,934	6,507
Steers & Heifers & Cows	3,450	2,682	6,132
Bulls	123	252	375

FEDERALLY INSPECTED CANADIAN PROCESSING

	Week Ending Jan 16, 2021	# of hd change from week ago	YTD	% Change (Week Ago)	% Change (Year Ago)
Grand Total	59,249	-4,208	122,706	-7%	+20%
Western Slaughter	45,510	-4,506	95,526	-9%	+22%
Eastern Slaughter	13,739	+298	27,180	+2%	+16%



AVERAGE CARCASS WEIGHTS – CANADA

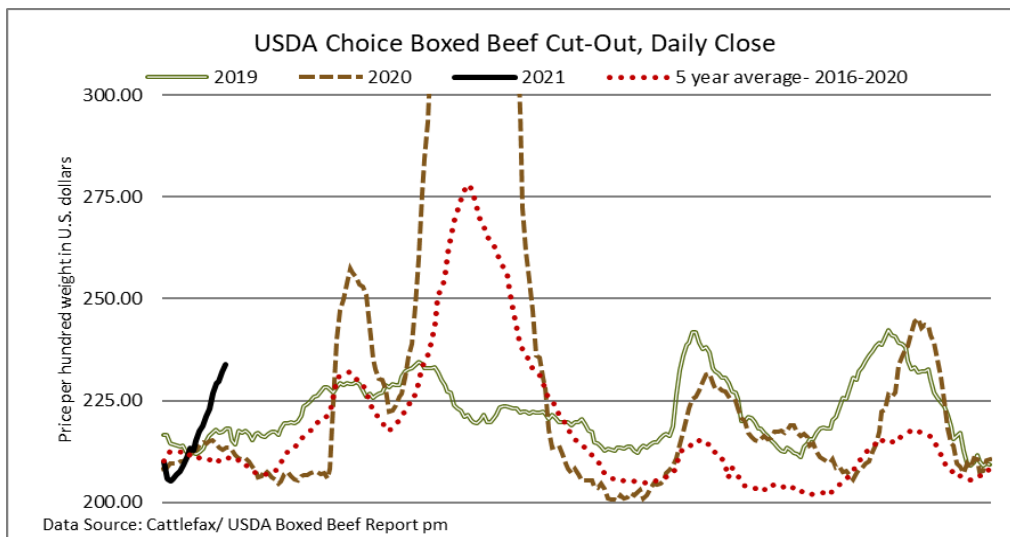
	Steers	Heifers
Jan 23, 2021	936	853
Jan 16, 2021	928	865
Jan 18, 2020	914	833

USDA ESTIMATED CATTLE PROCESSING VOLUME

	Week Ending Jan 23, 2021	Previous Week	Year Ago
Grand Total	653,000	657,000	638,000

U.S. BOXED BEEF CUT-OUT VALUES (U.S. funds)

	Choice	Select
	600-900	600-900
Cutout Values (noon estimate):	235.77	225.68
Change (from yesterday's close):	+1.82	+2.98
Current Five Day Average:	230.28	219.22



U.S. TRADE (U.S. funds)

The U.S. cash cattle trade was scattered throughout the week last week with most trade taking place on Friday afternoon. Business for the week is reported by the USDA Mandatory Price Report from \$108.00-\$114.00 live, with steers averaging \$112.44 up \$3.21 from the previous week on average, while heifers averaged \$112.64 up \$2.80. On the rail trade was noted from \$172.00-\$181.00 dressed, with steers averaging \$177.56 up \$4.98 while heifers averaged \$177.77 up \$5.26.

Today, the market was quiet as both sides took inventory and new show lists were distributed. This week's offering is reported as slightly higher in volume in Texas but slightly lower in all other feeding states. Bids and asking prices are unestablished at this time.

Choice and Select Steers and Heifers:	Live	108.00-114.00
	Rail	172.00-181.00

CHICAGO MERCANTILE EXCHANGE

Closing quotes on futures **today** were as follows:

Live Cattle	Feeder Cattle	Corn	Soybeans	Canadian \$
Feb 114.87 -0.17	Mar 137.92 +0.20	Mar 5.492 +2.2	Mar 13.652 -4.6	Spot 77.85 -0.24
Apr 121.70 -0.15	Apr 141.07 +0.32	May 5.484 +1.0	May 13.624 -4.4	Mar 77.87 -0.24
Jun 118.22 +0.62	May 143.05 +0.67	Jul 5.366 +0.2	Jul 13.450 -3.6	Jun 77.88 -0.24
Aug 117.22 +0.72	Aug 150.87 +0.92	Sep 4.716 +1.4	Aug 13.000 +1.2	Sep 77.88 -0.24
Oct 120.20 +0.67	Sep 151.90 +1.15	Dec 4.476 +2.4	Sep 12.074 +8.0	Dec 77.88 -0.24
Dec 122.72 +0.80	Oct 152.70 +2.05	Mar 4.532 +3.0	Nov 11.540 +11.0	Mar 77.88 -0.23

Beef Farmers of Ontario, 130 Malcolm Road, Guelph, ON N1K 1B1 Phone: (519) 824-0334 Fax: (519) 824-9101 or email: markets@ontariobeef.com