



Daily Market Information Report – Monday, February 8, 2021

The following information is collected from various sources and disseminated by Beef Farmers of Ontario.

ONTARIO DIRECT TO PACKER RAILGRADE CATTLE TRADE

Prices are on a carcass weight basis before grade and weight discounts. (Prices regardless of delivery date).

| | |
|------------------------|--------|
| A Grade Steers | 240.00 |
| A Grade Heifers | 239.00 |

ONTARIO LIVE CATTLE TRADE

Today at **Ontario Stockyards Inc.:** 40 veal

| | | |
|-------------------------|---------------|-----|
| | Price Range | Top |
| Veal 600 lbs + | Not submitted | |
| Veal 451-600 lbs | N/A | |

Veal sold at steady prices.

At **Kawartha Lakes Community Sale Barn, February 6, 2021** – 148 cows, 2 bulls, 16 veal, 12 stockers

| | Price Range | Avg. | Top |
|---------------------------------------|---------------|--------|--------|
| Cows | 58.00-76.00 | 65.28 | 88.00 |
| Veal calves 600 lbs & over | 107.00-121.00 | 111.40 | 121.00 |
| Veal 125 lbs and under | 20.00-300.00 | 101.62 | 300.00 |

Veal sold on a steady market. Cows traded actively at prices \$4.00-\$5.00 cwt higher. *Wednesday, February 10, 2021 @ 10:00 am- Peterborough Cattlemen's/Victoria Beef Farmers Special Stocker Sale- 500 head expected!*

ONTARIO STOCKER & FEEDER TRADE

Stocker sale at **Brussels Livestock: February 5, 2021** – 782 Stockers

| Steers | Price Range | Average | Top | Heifers | Price Range | Average | Top |
|----------------|--------------------|----------------|------------|----------------|--------------------|----------------|------------|
| 1000+ | 158.50-173.75 | 167.27 | 173.75 | 900+ | 147.00-162.50 | 154.08 | 162.50 |
| 900-999 | 165.00-176.50 | 172.60 | 176.50 | 800-899 | 154.00-170.75 | 163.48 | 171.50 |
| 800-899 | 168.00-185.00 | 178.87 | 193.50 | 700-799 | 171.00-179.00 | 177.13 | 179.00 |
| 700-799 | 185.00-204.00 | 196.97 | 207.50 | 600-699 | 173.50-182.00 | 179.61 | 185.00 |
| 600-699 | 206.00-230.00 | 215.42 | 230.00 | 500-599 | 182.00-204.00 | 193.12 | 208.00 |
| 500-599 | 224.00-248.00 | 241.41 | 248.00 | 400-499 | 181.00-206.00 | 196.88 | 221.00 |
| 400-499 | 237.00-267.00 | 248.13 | 267.00 | 300-399 | 180.00-193.00 | 190.08 | 193.00 |

Calves sold actively at higher prices. Yearling sold on a steady market.

ONTARIO BRED COW SALES

Keady Livestock Market, February 5, 2021- 140 Bred cows & heifers, 4 Cow calf pairs (prices are per head & per pair)

| | Exotic and Exotic X | British and British X |
|-----------------------------------|----------------------------|------------------------------|
| Top quality bred Heifers | \$2000-\$2300 | \$1700-\$1900 |
| Avg quality bred cows | \$1400-\$1700 | \$1200-\$1600 |
| Top quality cow/calf pairs | \$2100 | N/T |
| Avg quality cow/calf pairs | N/T | N/T |

Good quality bred heifers and cows sold on an active trade with steady prices! *Friday, March 5th, 2021 at 5:00 pm- Special Bred Cow & Heifer Sale. Sale Will be Live Streamed on our Facebook Page*

CATTLE EXPORTS-ONTARIO

Week ending Jan 23, 2021

Week ending Jan 16, 2021

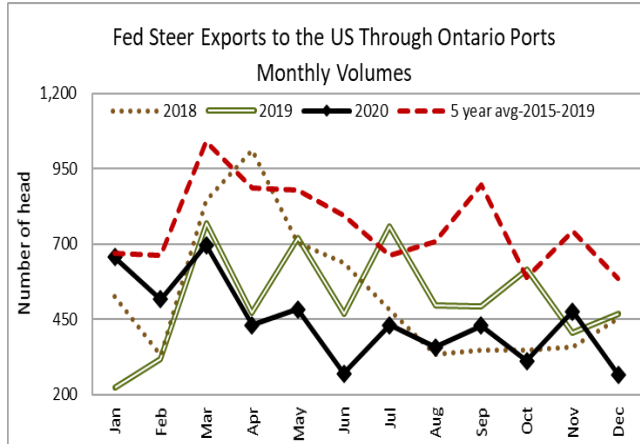
**Year to Date
2021**

**Total live slaughter cattle
exported from Ontario to the U.S.
Steers & Heifers & Cows
Bulls**

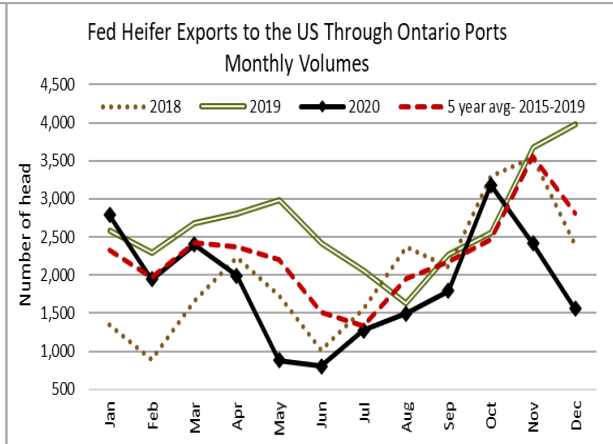
**3,995
3,838
157**

**3,573
3,450
123**

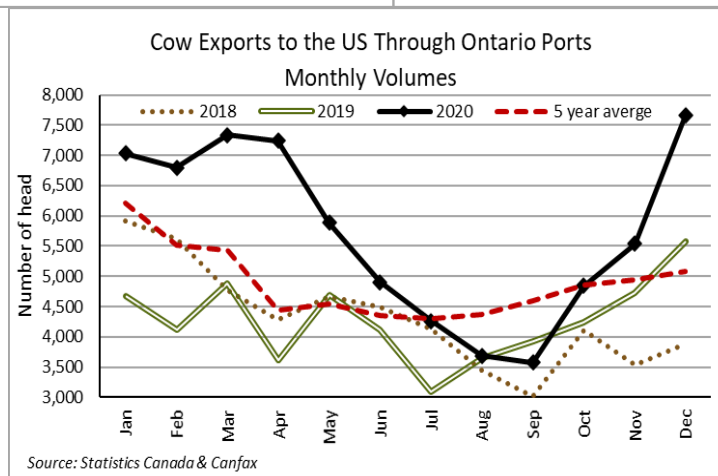
**10,502
9,970
532**



Source: Statistics Canada & Canfax



Source: Statistics Canada & Canfax



Source: Statistics Canada & Canfax

FEDERALLY INSPECTED CANADIAN PROCESSING

| | Week Ending Jan 30, 2021 | # of hd change from week ago | YTD | % Change (Week Ago) | % Change (Year Ago) |
|--------------------------|-----------------------------|---------------------------------|---------|------------------------|------------------------|
| Grand Total | 58,842 | -407 | 250,095 | -14% | +15% |
| Western Slaughter | 45,369 | -141 | 195,474 | -17% | +15% |
| Eastern Slaughter | 13,473 | -266 | 54,621 | -4% | +14% |

AVERAGE CARCASS WEIGHTS – CANADA

| | Steers | Heifers |
|---------------------|--------|---------|
| Jan 30, 2021 | 951 | 857 |
| Jan 23, 2021 | 936 | 853 |
| Jan 25, 2020 | 904 | 832 |

USDA ESTIMATED CATTLE PROCESSING VOLUME

| | Week Ending Feb 6, 2021 | Previous Week | Year Ago |
|--------------------|----------------------------|---------------|----------|
| Grand Total | 653,000 | 653,000 | 631,000 |

U.S. BOXED BEEF CUT-OUT VALUES (U.S. funds)

| | Choice 600-900 | Select 600-900 |
|----------------------------------|-------------------|-------------------|
| Cutout Values (noon estimate): | 235.94 | 219.82 |
| Change (from yesterday's close): | +1.36 | -0.97 |
| Current Five Day Average: | 235.31 | 233.05 |

U.S. TRADE (U.S. funds)

The U.S. cash cattle trade on Friday was active with prices around \$1.00 stronger than earlier in the week. Overall trade for the week reported by the USDA Mandatory Price report, ranged from \$112.00-\$115.50 live with steers averaging \$113.63 up \$1.19 while heifers averaged \$113.64 up \$1.00. On the rail trade ranged from \$173.00-\$183.00 dressed with the weekly weighted average price at \$179.26 up \$1.70 while heifers averaged \$178.85 up \$1.08.

Today, the market was quiet as both sides took inventory and new show lists were distributed. This week's offering is reported as lower in Kansas but higher in volume in all other feeding states. Bids and asking prices are unestablished at this time.

| | | |
|---------------------------------------|------|---------------|
| Choice and Select Steers and Heifers: | Live | 112.00-115.50 |
| | Rail | 173.00-183.00 |

CHICAGO MERCANTILE EXCHANGE

Closing quotes on futures **today** were as follows:

| Live Cattle | | | Feeder Cattle | | | Corn | | | Soybeans | | | Canadian \$ | | |
|-------------|--------|-------|---------------|--------|-------|------|-------|-------|----------|--------|-------|-------------|-------|-------|
| Feb | 116.57 | -0.15 | Mar | 137.45 | -0.82 | Mar | 5.636 | +15.2 | Mar | 13.876 | +21.0 | Spot | 78.48 | +0.16 |
| Apr | 123.95 | +0.17 | Apr | 141.47 | -0.72 | May | 5.620 | +14.4 | May | 13.860 | +20.2 | Mar | 78.49 | +0.16 |
| Jun | 120.02 | +0.05 | May | 143.57 | -1.20 | Jul | 5.480 | +11.6 | Jul | 13.680 | +20.2 | Jun | 78.50 | +0.16 |
| Aug | 118.90 | +0.40 | Aug | 151.40 | -0.95 | Sep | 4.856 | +7.4 | Aug | 13.230 | +19.0 | Sep | 78.50 | +0.17 |
| Oct | 121.45 | +0.30 | Sep | 152.42 | -1.05 | Dec | 4.582 | +6.4 | Sep | 12.332 | +18.4 | Dec | 78.49 | +0.16 |
| Dec | 123.72 | +0.17 | Oct | 152.95 | -1.25 | Mar | 4.646 | +6.0 | Nov | 11.796 | +18.6 | Mar | 78.47 | +0.16 |

Beef Farmers of Ontario, 130 Malcolm Road, Guelph, ON N1K 1B1 Phone: (519) 824-0334 Fax: (519) 824-9101 or email: markets@ontariobeef.com