



Daily Market Information Report – Monday, March 15th, 2021

The following information is collected from various sources and disseminated by Beef Farmers of Ontario.

ONTARIO DIRECT TO PACKER RAILGRADE CATTLE TRADE

Prices are on a carcass weight basis before grade and weight discounts. (Prices regardless of delivery date).

A Grade Steers No new trade reported.

A Grade Heifers No new trade reported.

ONTARIO LIVE CATTLE TRADE

Today at **Ontario Stockyards Inc.:** 58 veal

Price Range Top

Veal 600 lbs + Not submitted at report time

Veal sold on an easier market. *April 13th @ 11:00 am- All Vaccinated Spring Stocker Sale! April 15th @ 11:00 am- Leeds & Grenville Counties Special Calf Sale!*

At **Kawartha Lakes Community Sale Barn, March 13, 2021 – 170 cows, 7 bulls, 36 veal, 28 stockers, 1 fed cattle**

	Price Range	Avg.	Top
Cows	64.00-88.00	73.90	118.00
Veal 600 lbs +	104.00-116.00	110.20	131.00

Cows improved this week with prices \$4.00-\$5.00 cwt higher! *March 17th @ 10:00 am- Special Stocker Sale!*

ONTARIO STOCKER & FEEDER TRADE

Stocker sale at **Brussels Livestock: March 12, 2021 – 1,417** Stockers

Steers	Price Range	Average	Top	Heifers	Price Range	Average	Top
1000+	143.00-164.50	155.19	170.75	900+	145.50-163.75	154.66	177.00
900-999	157.75-174.00	166.80	175.50	800-899	150.00-176.75	160.70	176.75
800-899	162.00-182.25	173.91	182.50	700-799	159.50-183.50	172.13	183.50
700-799	176.00-200.25	191.48	200.25	600-699	169.50-193.50	180.52	200.00
600-699	189.00-239.25	217.12	239.25	500-599	178.00-236.00	200.82	236.00
500-599	200.00-234.00	224.65	235.00	400-499	170.00-207.00	193.82	218.00
400-499	202.00-258.00	236.30	265.00	300-399	132.00-200.00	180.40	200.00
399-	190.00-259.00	224.50	259.00				

Calves sold actively at steady prices with yearling steers and heifers selling on an easier market.

ONTARIO STOCKER & FEEDER TRADE SPECIAL SPRING SALES

Stocker sale at **Community Livestock Exchange, March 12, 2021- 467** stockers.

Steers	Price Range	Average	Top	Heifers	Price Range	Average	Top
1000+	119.99-169.99	161.20	169.99	900+	119.99-161.00	147.50	161.00
900-999	135.00-169.99	162.50	169.99	800-899	151.00-162.00	159.80	162.00
800-899	131.00-191.99	168.50	191.99	700-799	145.99-187.00	168.10	187.00
700-799	133.00-211.50	189.19	211.50	600-699	154.00-206.49	192.70	206.49
600-699	180.00-235.49	218.50	235.49	500-599	156.00-224.00	194.30	224.00
500-599	185.00-260.99	241.90	260.99	400-499	216.00-218.99	216.90	218.99
400-499	220.00-264.99	242.89	264.99				
399-	196.99-237.00	224.29	237.00				

Quinte Cattlemen's Special Stocker Sale. There was an offering of 467 made up of 266 steers and 201 heifers with 98% + being vaccinated. Demand was generally strong though fleshier cattle were under pressure. Lighter weight steer and heifer categories were both very strong compared with Ontario averages and heifer prices compared well in the heavier weights, also, though steer prices were somewhat below on average in the 7-10 weights. *Next special sale- Friday May 7th @ 11:00 am!*

CATTLE EXPORTS-ONTARIO

Week ending Feb 27, 2021

Week ending Feb 20, 2021

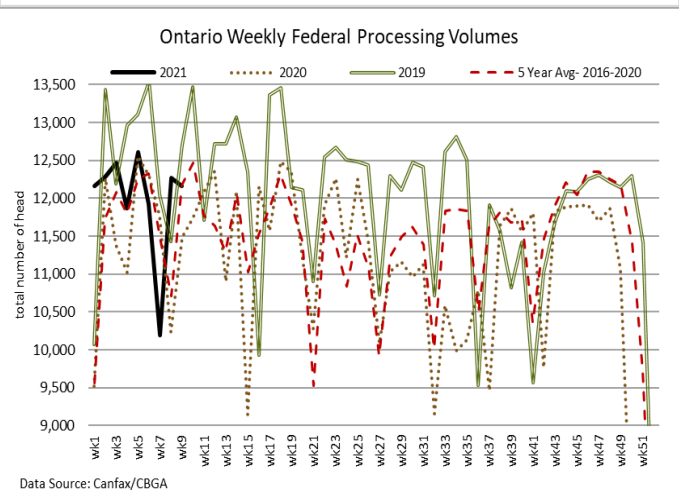
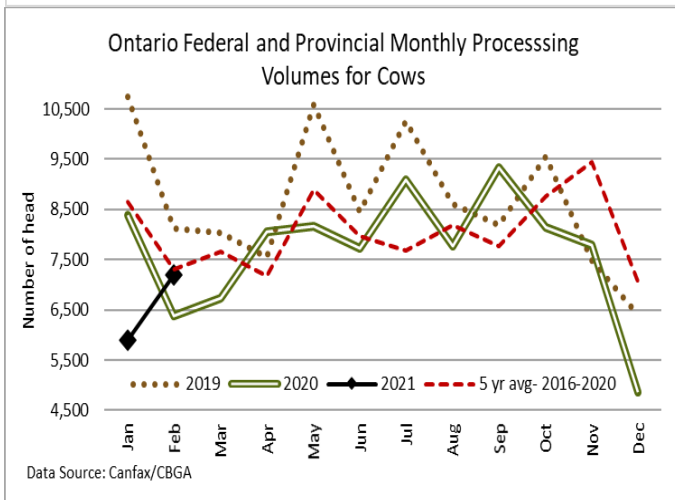
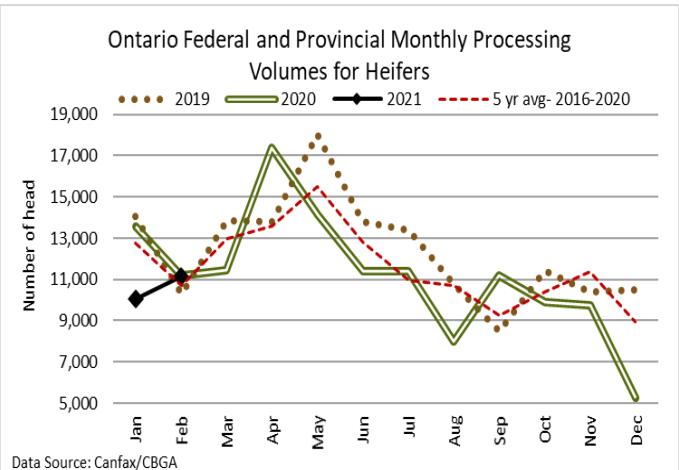
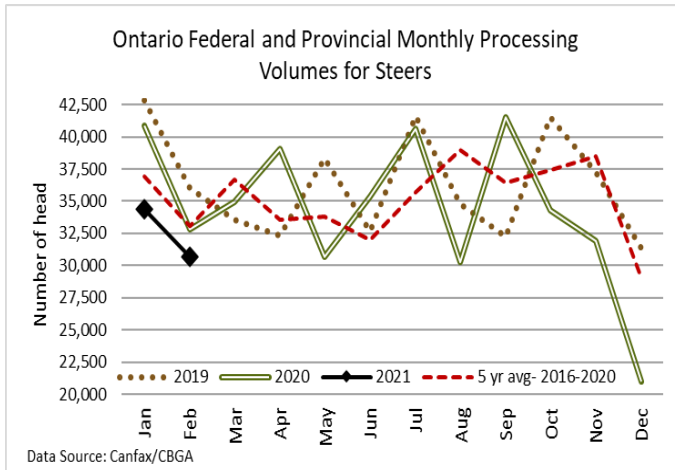
Year to Date
2021

Total live slaughter cattle
exported from Ontario to the U.S.
Steers & Heifers & Cows
Bulls

2,736
2,616
120

3,116
2,916
200

26,322
25,075
1,247

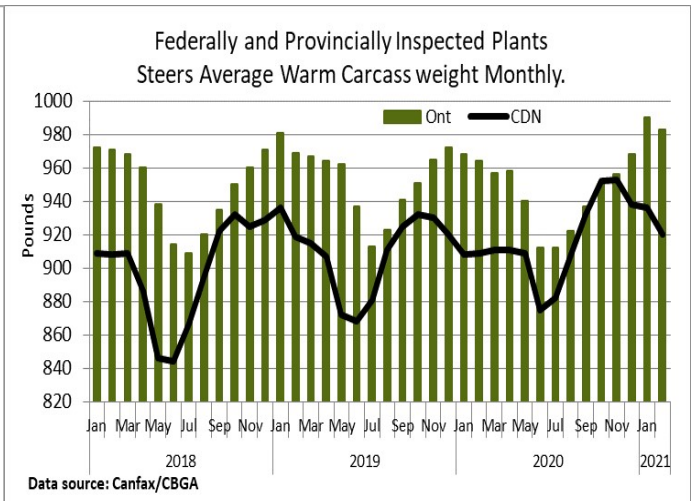
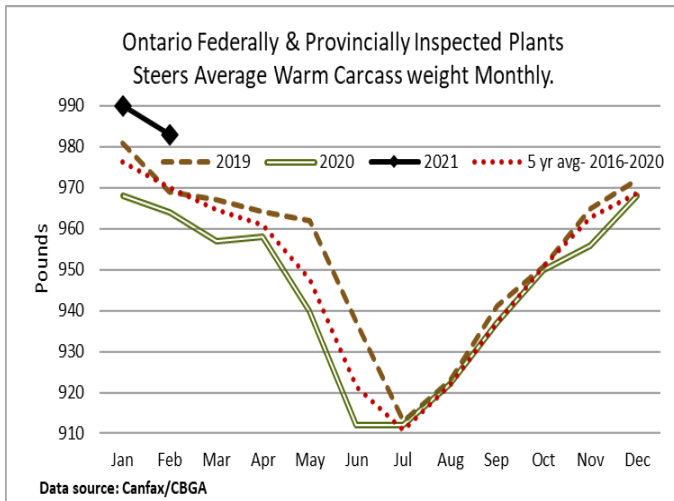


FEDERALLY INSPECTED CANADIAN PROCESSING

	Week Ending Mar 6, 2021	# of hd change from week ago	YTD	% Change (Week Ago)	% Change (Year Ago)
Grand Total	62,837	-395	554,787	-1%	+10%
Western Slaughter	49,289	-218	433,843	-0%	+10%
Eastern Slaughter	13,548	-177	120,944	-1%	+9%

AVERAGE CARCASS WEIGHTS – CANADA

	Steers	Heifers
Mar 6, 2021	928	852
Feb 27, 2021	918	863
Feb 29, 2020	905	843



USDA ESTIMATED CATTLE PROCESSING VOLUME

	Week Ending Mar 13, 2021	Previous Week	Year Ago
Grand Total	647,000	665,000	641,000

U.S. BOXED BEEF CUT-OUT VALUES (U.S. funds)

	Choice 600-900	Select 600-900
Cutout Values (noon estimate):	226.42	218.75
Change (from yesterday's close):	+0.55	-1.52
Current Five Day Average:	227.99	221.42

U.S. TRADE (U.S. funds)

The U.S. cash cattle trade last week was steady in the south and steady to barely steady in the north. The USDA Mandatory Price report for last week listed live sales from \$110.00-\$115.00, with steers averaging \$113.62 down \$0.02 from the previous week, while heifers averaged \$113.48 down \$0.10. On the rail, trade ranged from \$177.00-\$184.00 dressed, with steers averaging \$179.32 down \$0.47 and heifers \$179.61 down \$0.35. Today, the market was very quiet as new show lists were distributed. This week's offering is reported as smaller overall, with just Texas listing larger numbers while all other feeding states have fewer cattle to sell than last week. No bids have developed and asking prices are unestablished today.

Choice and Select Steers and Heifers:	Live	N/T
	Rail	N/T

CHICAGO MERCANTILE EXCHANGE

Closing quotes on futures **today** were as follows:

Live Cattle		Feeder Cattle		Corn		Soybeans		Canadian \$	
Apr	119.12 +0.12	Mar	137.02 +0.67	May	5.494 +10.4	May	14.194 +6.2	Spot	80.17 -0.03
Jun	121.77 +1.35	Apr	143.92 +0.70	Jul	5.376 +9.2	Jul	14.102 +7.6	Mar	80.16 -0.05
Aug	120.82 +1.05	May	149.72 +1.35	Sep	4.980 +2.0	Aug	13.674 +4.6	Jun	80.17 -0.05
Oct	124.55 +0.85	Aug	157.85 +1.27	Dec	4.786 +0.0	Sep	12.894 +3.0	Sep	80.17 -0.05
Dec	126.75 +0.85	Sep	158.02 +0.87	Mar	4.862 -0.2	Nov	12.440 +0.2	Dec	80.15 -0.04
Feb	129.00 +0.77	Oct	158.25 +0.92	May	4.904 +0.2	Jan	12.420 +0.0	Mar	80.14 -0.05

Beef Farmers of Ontario, 130 Malcolm Road, Guelph, ON N1K 1B1 Phone: (519) 824-0334 Fax: (519) 824-9101 or email: markets@ontariobeef.com