



Daily Market Information Report – Monday, March 29, 2021

The following information is collected from various sources and disseminated by Beef Farmers of Ontario.

ONTARIO DIRECT TO PACKER RAILGRADE CATTLE TRADE

Prices are on a carcass weight basis before grade and weight discounts. (Prices regardless of delivery date).

A Grade Steers	240.00
A Grade Heifers	239.00-240.00

ONTARIO LIVE CATTLE TRADE

Today at **Ontario Stockyards Inc.:** 16 veal

	Price Range	Top
Veal 600 lbs +	104.00-122.00	134.00

A lighter run due to the Easter lamb market sold easier. *April 13th @ 11:00 am- All Vaccinated Spring Stocker Sale with 1,000 head expected! April 15th @ 11:00 am- Leeds & Grenville Counties Special Calf Sale (in conjunction with regular sale)!*

At **Kawartha Lakes Community Sale Barn, March 20, 2021** – 219 cows, 14 bulls, 36 veal

	Price Range	Avg.	Top
Cows	66.00-92.00	74.85	121.00
Bulls over 1600 lbs	91.00-115.00	96.35	115.00
Bulls under 1600 lbs	89.00-181.21	122.78	181.21
Veal 600 lbs +	97.00-116.00	105.68	129.00
Veal 125 lbs and less	N/T		

Veal calves and cull cows sold actively at steady prices! *April 14th @ 10:00 am-Special Stocker Sale!*

ONTARIO STOCKER & FEEDER TRADE

Stocker sale at **Brussels Livestock: March 26, 2021** – 885 Stockers

Steers	Price Range	Average	Top	Heifers	Price Range	Average	Top
1000+	139.25-162.00	151.81	164.00	900+	135.00-164.00	154.48	164.00
900-999	139.00-183.00	164.80	183.00	800-899	142.00-175.00	159.76	175.00
800-899	150.50-183.50	171.89	183.50	700-799	120.00-169.50	145.96	174.00
700-799	144.50-194.00	166.79	195.00	600-699	161.00-197.00	178.05	199.00
600-699	132.00-197.50	167.52	209.00	500-599	150.00-188.00	176.43	188.00
500-599	184.00-235.00	214.59	235.00	400-499	164.00-220.00	194.20	220.00
400-499	235.00-261.00	246.35	272.00	300-399	215.00-240.00	229.80	240.00
399-	258.00-175.00	269.75	275.00				

Grass type calves sold actively at firm prices with yard fed calves selling on an easier market. Yearlings sold lower. *May 12th @ 7:00 pm- Bred Cow Sale!*

Stocker sale at **Kawartha Lakes Community Sales Barn: March 27, 2021** – 113 Stockers

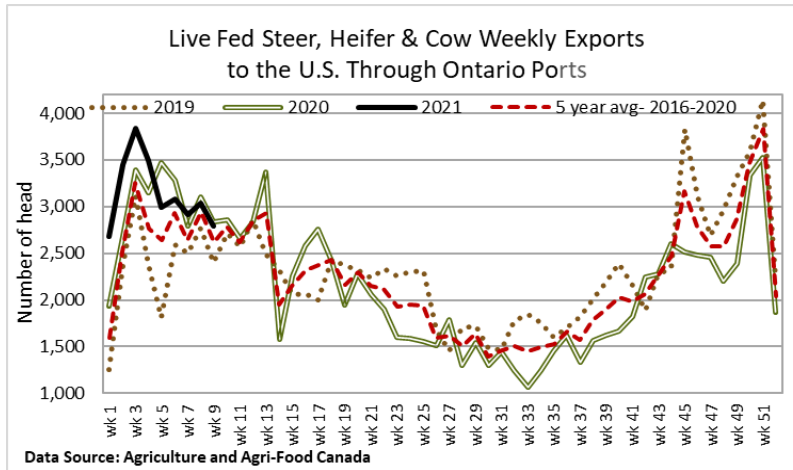
Steers	Price Range	Average	Top	Heifers	Price Range	Average	Top
900-999	136.00-157.00	152.50	157.00	600-699	120.00-180.00	164.17	180.00
800-899	172.50-179.00	178.24	179.00	500-599	157.50-197.50	183.06	197.50
700-799	150.00-179.50	172.18	179.50	400-499	175.00-201.00	186.12	201.00
600-699	142.50-196.00	187.71	196.00				
500-599	165.00-213.50	199.34	213.50				
400-499	202.50-232.50	218.99	232.50				

ONTARIO STOCKER & FEEDER TRADE SPECIAL SPRING SALE

Stocker sale at **Denfield Livestock Exchange: March 27, 2021 – 487 Stockers**

Steers	Price Range	Average	Top	Heifers	Price Range	Average	Top
900-999	122.50-178.00	159.70	187.00	900+	145.00-168.50	157.78	168.50
800-899	171.00-194.00	180.25	194.00	800-899	138.00-165.00	159.50	172.00
700-799	186.00-211.00	194.85	211.00	700-799	167.00-179.50	173.40	179.50
600-699	184.00-213.00	201.23	228.00	600-699	136.00-180.00	150.57	190.00
500-599	145.50-197.00	156.39	210.00	500-599	178.00-209.00	192.73	209.00
400-499	229.00-233.00	231.25	233.00	400-499	213.00-227.00	221.00	227.00

April 10th @ 11:00 am- Spring Stocker Sale!



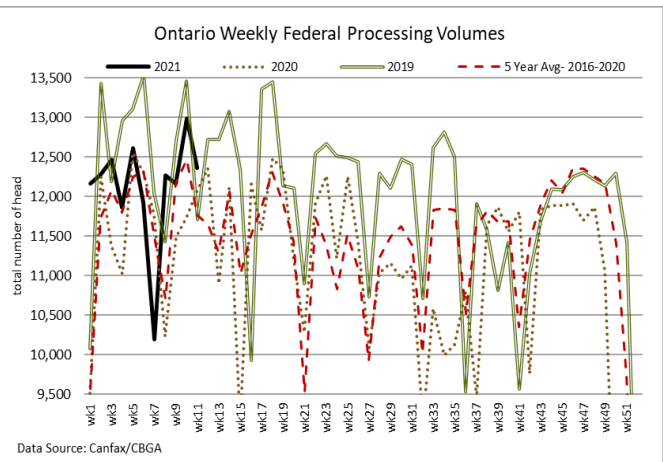
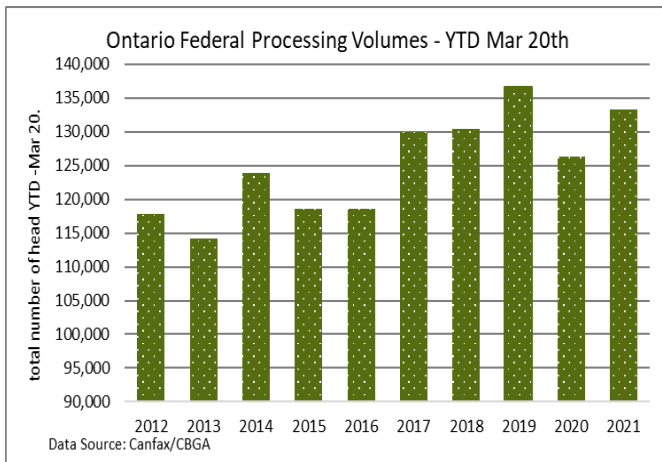
CATTLE EXPORTS-ONTARIO

Week ending Mar 13, 2021 Week ending Mar 6, 2021 Year to Date 2021

Total live slaughter cattle exported from Ontario to the U.S.	2,918	3,224	32,464
Steers & Heifers & Cows	2,797	3,038	30,910
Bulls	121	186	1,554

FEDERALLY INSPECTED CANADIAN PROCESSING

	Week Ending Mar 20, 2021	# of hd change from week ago	YTD	% Change (Week Ago)	% Change (Year Ago)
Grand Total	62,422	-1,417	681,048	-2%	+8%
Western Slaughter	48,556	-843	531,798	-20%	+8%
Eastern Slaughter	13,866	-574	149,250	-4%	+9%



AVERAGE CARCASS WEIGHTS – CANADA

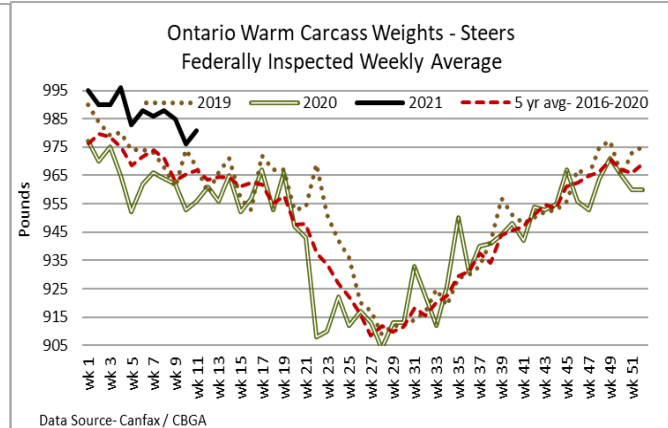
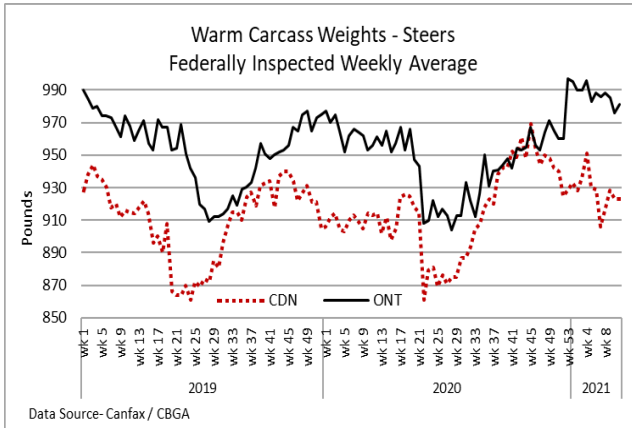
Mar 20, 2021
Mar 13, 2021
Mar 14, 2020

Steers

923
 923
 913

Heifers

861
 857
 862



USDA ESTIMATED CATTLE PROCESSING VOLUME

	<i>Week Ending</i>	<i>Previous Week</i>	<i>Year Ago</i>
	Mar 27, 2021		
Grand Total	646,000	627,000	685,000

U.S. BOXED BEEF CUT-OUT VALUES (U.S. funds)

	Choice	Select
	600-900	600-900
Cutout Values (noon estimate):	239.36	230.73
Change (from yesterday's close):	+1.70	+2.96
Current Five Day Average:	234.78	225.28

U.S. TRADE (U.S. funds)

The U.S. cash cattle trade was stronger last week with decent volumes sold. Live prices reported by the USDA Mandatory Price Report for last week ranged from \$113.00-\$118.00 (top prices were in the north) with steers averaging \$115.59 up \$1.36 from the previous week, while heifers averaged \$115.38 up \$1.14. On the rail trade was noted from \$180.00-\$185.00 dressed with steers averaging \$184.87 up \$3.54, while heifers averaged \$184.66 up \$2.98 from the previous week on average.

Today, the market was quiet as both sides took inventory and new show lists were distributed. This week's offering is higher in volume in Kansas and smaller in all other feeding states. Bids and asking prices are currently unestablished.

Choice and Select Steers and Heifers:	Live	N/T
	Rail	N/T

CHICAGO MERCANTILE EXCHANGE

Closing quotes on futures **today** were as follows:

Live Cattle		Feeder Cattle		Corn		Soybeans		Canadian \$	
Apr	120.97 +0.87	Apr	147.07 +1.95	May	5.466 -5.6	May	13.930 -7.4	Spot	79.38 -0.02
Jun	122.65 +0.87	May	152.20 +2.32	Jul	5.312 -4.4	Jul	13.852 -6.0	Jun	79.39 -0.02
Aug	121.47 +0.60	Aug	160.00 +1.55	Sep	4.790 -4.6	Aug	13.404 -5.2	Sep	79.39 -0.02
Oct	124.72 +0.60	Sep	160.15 +1.32	Dec	4.612 -5.2	Sep	12.550 -2.0	Dec	79.39 -0.02
Dec	127.20 +0.62	Oct	160.27 +1.22	Mar	4.692 -5.4	Nov	12.044 -2.6	Mar	79.40 -0.02
Feb	129.60 +0.47	Nov	160.15 +1.15	May	4.742 -5.2	Jan	12.040 -2.4	Jun	79.37 -0.02

Beef Farmers of Ontario, 130 Malcolm Road, Guelph, ON N1K 1B1 Phone: (519) 824-0334 Fax: (519) 824-9101 or email: markets@ontariobeef.com

OBCFPP LICENCE CHANGES

Now Licenced:

Tru Harvest Meats Inc., 70 Glen Scarlett Road, Toronto, ON M6N 1P4 (416) 742-4272