



## Daily Market Information Report – Monday, April 5, 2021

The following information is collected from various sources and disseminated by Beef Farmers of Ontario.

### ONTARIO DIRECT TO PACKER RAILGRADE CATTLE TRADE

Prices are on a carcass weight basis before grade and weight discounts. (Prices regardless of delivery date).

<b>A Grade Steers</b>	240.00 – delivery the week of April 26 <sup>th</sup>
<b>A Grade Heifers</b>	239.00-240.00 – delivery the week of April 26 <sup>th</sup>

### ONTARIO LIVE CATTLE TRADE

Today at **Ontario Stockyards Inc.:** 43 veal

	Price Range	Top
<b>Veal 600 lbs +</b>	117.00-127.00	138.00

Veal sold at much stronger prices. *April 13<sup>th</sup> @ 11:00 am- All Vaccinated Spring Stocker Sale with 1,000 head expected!*  
*April 15<sup>th</sup> @ 11:00 am- Leeds & Grenville Counties Special Calf Sale (in conjunction with regular sale)!*

At **Kawartha Lakes Community Sale Barn, April 3, 2021** – 150 cows, 8 bulls, 35 veal, 24 stockers

	Price Range	Avg.	Top
<b>Cows</b>	73.00-90.50	79.92	100.00
<b>Bulls over 1600 lbs</b>	114.37-127.50	120.93	127.50
<b>Bulls under 1600 lbs</b>	75.00-106.00	91.57	106.00
<b>Veal 600 lbs +</b>	107.00-122.00	112.73	123.00
<b>Veal 125 lbs and less</b>	170.00-330.00	245.30	330.00

Veal calves and cull cows traded actively with good demand at higher prices! *April 14<sup>th</sup> @ 10:00 am-Special Stocker Sale!*

Ontario auction sales on **Thursday** saw weighted prices for:

	Volume	Price Range	Average	Top
<b>Large &amp; Medium Frame Fed Steers 1250 lbs +</b>	48	133.00-145.50	140.58	151.50
<b>Large &amp; Medium Frame Fed Heifers 1000 lbs +</b>	13	105.00-147.50	128.38	157.50
<b>Fed Steers, Dairy &amp; Dairy Cross</b>	41	109.50-119.50	114.79	122.00
<b>Cows</b>	386	63.28-77.91	70.24	112.00
<b>Veal over 600 lbs</b>	51	116.47-135.69	127.50	196.00

To check out individual auction market results on the Ontario Beef website go to <http://www.ontariobeef.com/markets/marketreports.aspx>

### ONTARIO STOCKER & FEEDER TRADE

Stocker sale at **Ontario Livestock Exchange: April 1, 2021** – 314 Stockers

<b>Steers</b>	<b>Price Range</b>	<b>Average</b>	<b>Top</b>	<b>Heifers</b>	<b>Price Range</b>	<b>Average</b>	<b>Top</b>
<b>900-999</b>	132.00-163.00	142.30	163.00	<b>900+</b>	125.00-163.00	150.11	163.00
<b>800-899</b>	152.50-165.00	160.94	165.00	<b>800-899</b>	146.00-166.00	157.57	166.00
<b>700-799</b>	155.00-180.00	166.04	180.00	<b>700-799</b>	140.00-165.00	149.68	172.50
<b>600-699</b>	157.50-225.00	198.17	225.00	<b>600-699</b>	141.00-175.00	162.27	175.00
<b>500-599</b>	130.00-233.00	197.53	233.00	<b>500-599</b>	145.00-207.50	188.52	207.50
<b>400-499</b>	140.00-150.00	146.58	240.00	<b>400-499</b>	120.00-212.50	182.17	212.50
<b>399-</b>	80.00-230.00	175.00	230.00	<b>300-399</b>	140.00-220.00	193.13	220.00

Stockers continue to sell on a steady basis.

Stocker sale at: **Ontario Stockyards Inc: April 1, 2021– 495** stockers

Steers	Price Range	Average	Top	Heifers	Price Range	Average	Top
800-899	157.00-193.00	177.71	193.00	700-799	145.00-176.00	169.12	176.00
700-799	177.00-216.00	195.65	219.50	600-699	166.00-197.50	178.19	206.00
600-699	198.00-231.50	221.07	239.00	500-599	173.00-219.00	193.00	219.00
500-599	210.00-245.00	233.67	256.00	400-499	160.00-226.00	202.46	252.50
400-499	187.50-261.00	235.34	261.00	300-399	190.00-232.50	211.57	232.50
399-	125.00-270.00	214.30	270.00				

Calves sold at stronger prices while yearlings sold on a steady market.

Stocker sale at **Brussels Livestock: April 3, 2021 – 687** Stockers

Steers	Price Range	Average	Top	Heifers	Price Range	Average	Top
1000+	150.00-166.00	160.78	177.00	900+	154.50-161.50	158.55	161.50
900-999	167.00-180.00	174.94	187.00	800-899	154.00-172.75	165.89	172.75
800-899	180.00-195.00	186.417	195.00	700-799	164.00-184.50	173.72	184.50
700-799	181.00-211.00	196.07	211.00	600-699	163.00-191.25	179.10	204.00
600-699	191.00-219.00	210.31	219.00	500-599	181.00-207.00	189.94	209.00
500-599	215.00-242.00	225.81	243.00	400-499	200.00-212.00	207.893	233.00
400-499	202.00-252.00	231.83	252.00	300-399			

Calves and yearlings sold actively at slightly stronger prices. *May 12th @ 7:00 pm- Bred Cow Sale!*

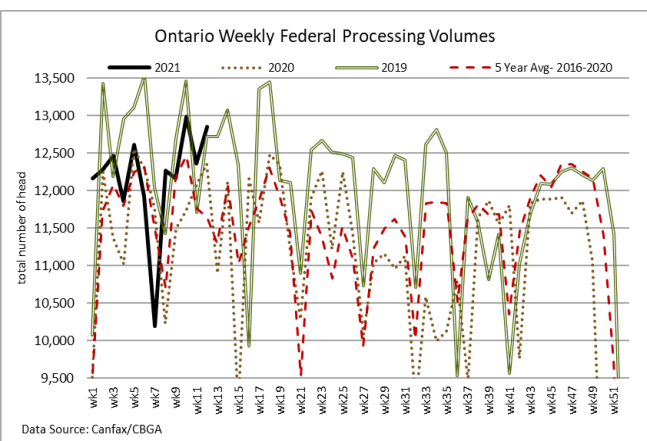
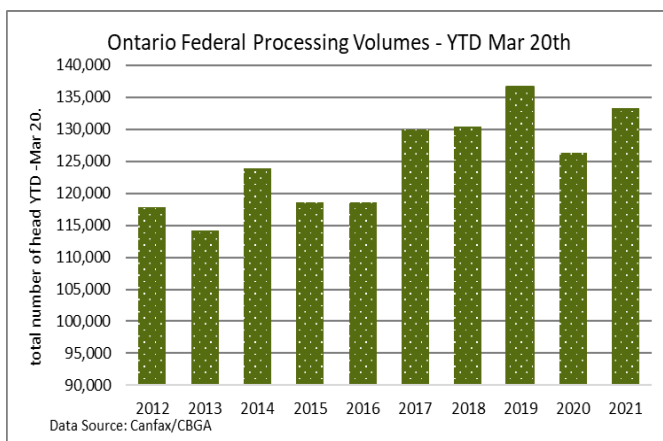
### CATTLE EXPORTS-ONTARIO

**Week ending Mar 20, 2021    Week ending Mar 13, 2021    Year to Date 2021**

<b>Total live slaughter cattle</b> exported from Ontario to the U.S.	<b>2,782</b>	<b>2,918</b>	<b>35,246</b>
<b>Steers &amp; Heifers &amp; Cows</b>	<b>2,688</b>	<b>2,797</b>	<b>33,598</b>
<b>Bulls</b>	<b>94</b>	<b>121</b>	<b>1,648</b>

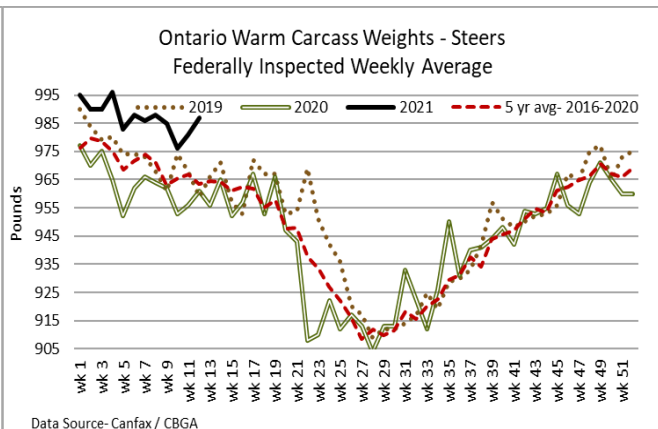
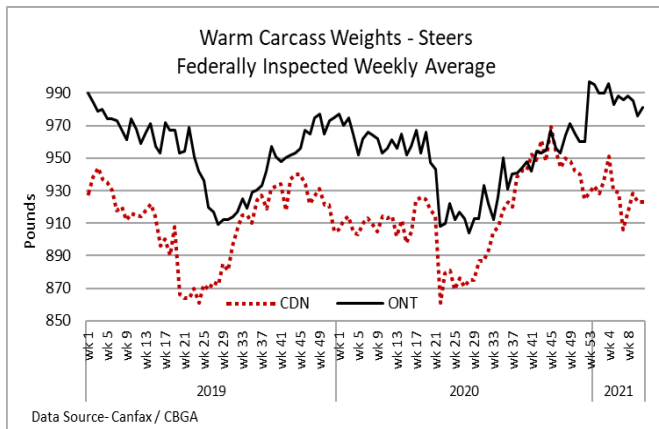
### FEDERALLY INSPECTED CANADIAN PROCESSING

	Week Ending Mar 27, 2021	# of hd change from week ago	YTD	% Change (Week Ago)	% Change (Year Ago)
<b>Grand Total</b>	61,062	-1,360	742,110	-2%	+6%
<b>Western Slaughter</b>	46,771	-1,785	578,569	-4%	+6%
<b>Eastern Slaughter</b>	14,291	+425	163,541	+3%	+8%



### AVERAGE CARCASS WEIGHTS – CANADA

	Steers	Heifers
<b>Mar 27, 2021</b>	927	878
<b>Mar 20, 2021</b>	923	861
<b>Mar 21, 2020</b>	914	853



**USDA ESTIMATED CATTLE PROCESSING VOLUME**

	Week Ending April 3, 2021	Previous Week	Year Ago
<b>Grand Total</b>	609,000	649,000	631,000

**U.S. BOXED BEEF CUT-OUT VALUES (U.S. funds)**

	Choice 600-900	Select 600-900
<b>Cutout Values (noon estimate):</b>	257.69	248.63
<b>Change (from yesterday's close):</b>	+4.84	+1.66
<b>Current Five Day Average:</b>	246.86	239.64

**U.S. TRADE (U.S. funds)**

The U.S. cash cattle trade last week was active Thursday and Friday at higher prices. Trade in the south ranged from \$114.00-\$118.00, mainly \$117.00 live up \$2.00 from the previous week. In the north trade was reported from \$185.00-\$190.00 dressed, majority at \$190.00 up \$5.00 cwt from the week before with a few live sales up to \$121.00. The USDA Mandatory price report listed last week's overall trade from \$114.00-\$121.00 live, with steers averaging \$118.08 up \$2.49 and heifers \$117.52 up \$2.14. On the rail trade for the week ranged from \$185.00-\$190.00 dressed with steers averaging \$189.36 up \$4.49 while heifers averaged \$189.67 up \$5.01.

Today was a typical Monday with show list distribution the business of the day. This week's offering is mixed, small in volume in the north but larger volumes are noted in the south. Asking prices and bids are undefined.

<b>Choice and Select Steers and Heifers:</b>	Live	N/T
	Rail	N/T

**CHICAGO MERCANTILE EXCHANGE**

Closing quotes on futures **today** were as follows:

Live Cattle			Feeder Cattle			Corn			Soybeans			Canadian \$		
Apr	121.37	+1.35	Apr	146.45	+2.57	May	5.532	-6.4	May	14.126	+10.6	Spot	79.84	+0.28
Jun	124.42	+1.87	May	151.77	+2.55	Jul	5.392	-6.0	Jul	14.054	+8.6	Jun	79.85	+0.26
Aug	123.30	+1.77	Aug	160.15	+2.15	Sep	5.024	+1.4	Aug	13.722	+6.4	Sep	79.85	+0.26
Oct	126.10	+1.47	Sep	160.57	+1.95	Dec	4.884	+4.0	Sep	13.024	+6.0	Dec	79.85	+0.25
Dec	128.80	+1.35	Oct	161.07	+1.92	Mar	4.960	+4.6	Nov	12.690	+5.2	Mar	79.87	+0.26
Feb	131.22	+1.07	Nov	161.35	+2.05	May	5.004	+6.0	Jan	12.670	+4.6	Jun	79.83	+0.25

Beef Farmers of Ontario, 130 Malcolm Road, Guelph, ON N1K 1B1 Phone: (519) 824-0334 Fax: (519) 824-9101 or email: [markets@ontariobeef.com](mailto:markets@ontariobeef.com)

**Monday April 12<sup>th</sup> & 19<sup>th</sup> @ 7:00 pm- Maple Hill Auctions Ltd- Special Spring Stocker Sale.**