



Daily Market Information Report – Monday, April 19, 2021

The following information is collected from various sources and disseminated by Beef Farmers of Ontario.

ONTARIO DIRECT TO PACKER RAILGRADE CATTLE TRADE

Prices are on a carcass weight basis before grade and weight discounts. (Prices regardless of delivery date).

A Grade Steers	248.00- delivery the week of May 3 rd
A Grade Heifers	247.00- delivery the week of May 3 rd

ONTARIO LIVE CATTLE TRADE

Today at **Ontario Stockyards Inc.:** 42 veal

	Price Range	Top
Veal 600 lbs +	110.00-124.00	134.00

Veal sold on an easier market. *May 11th @ 11:00 am- All Vaccinated Stocker Sale!*

At **Kawartha Lakes Community Sale Barn, April 17, 2021** – 3 fed cattle, 212 cows, 5 bulls, 34 veal, 18 stockers

	Price Range	Avg.	Top
Cows	70.50-92.00	79.85	118.00
Bulls over 1600 lbs	106.00-120.00	113.40	120.00
Bulls under 1600 lbs	106.00-113.00	109.90	113.00
Veal 600 lbs +	115.00-143.00	119.48	143.00
Veal 125 lbs & under	60.00-425.00	164.56	425.00

All classes of cattle sold steady. *May 5th @ 10:00 am-Peterborough Cattlemens & Victoria Beef Farmers Stocker Sale!*

ONTARIO STOCKER & FEEDER TRADE

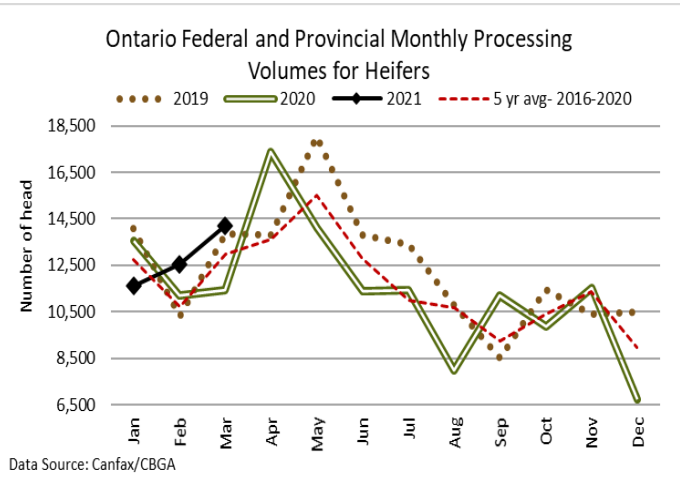
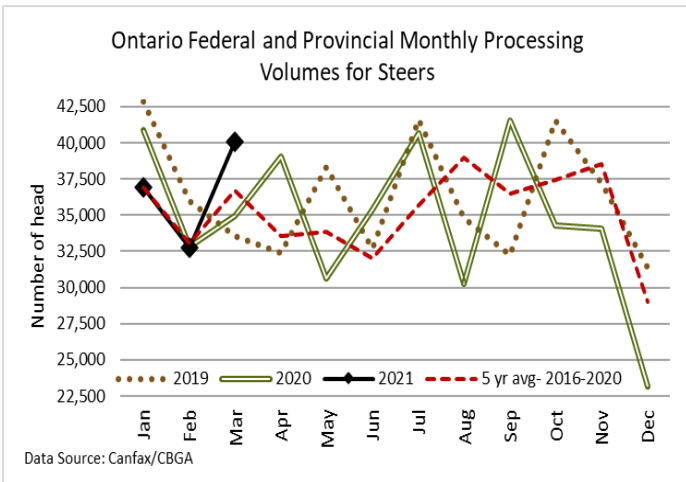
Stocker sale at **Brussels Livestock: April 16, 2021** – 1,790 Stockers

Steers	Price Range	Average	Top	Heifers	Price Range	Average	Top
1000+	156.00-174.50	163.49	179.00	900+	127.00-159.00	148.47	180.50
900-999	161.50-192.00	176.03	192.00	800-899	144.00-165.50	154.20	187.00
800-899	172.00-206.00	188.63	206.00	700-799	158.00-191.00	171.85	191.00
700-799	181.00-220.25	204.44	220.25	600-699	164.00-193.50	181.85	210.00
600-699	182.00-235.75	216.98	235.75	500-599	174.00-215.00	189.41	220.00
500-599	190.00-248.00	223.08	253.00	400-499	160.00-227.00	201.61	227.00
400-499	221.00-263.00	244.93	273.00	300-399	131.00-175.00	135.81	200.00
399-	170.00-230.00	218.00	230.00				

Calves sold actively at steady prices, with grass cattle selling on a strong active trade. Yearlings sold steady. *May 12th @ 7:00 pm- Bred Cow Sale!*

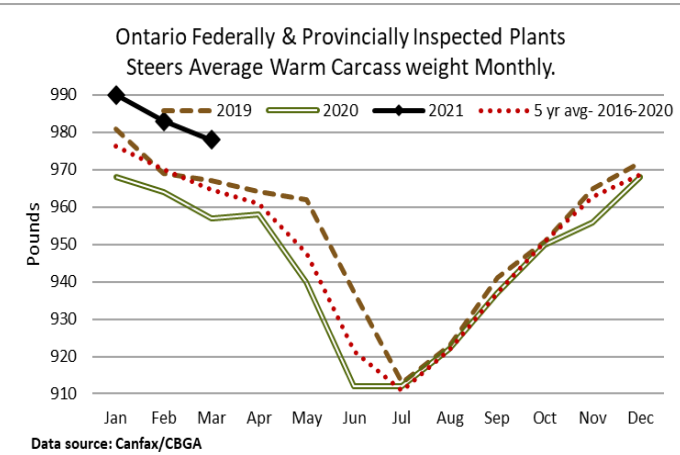
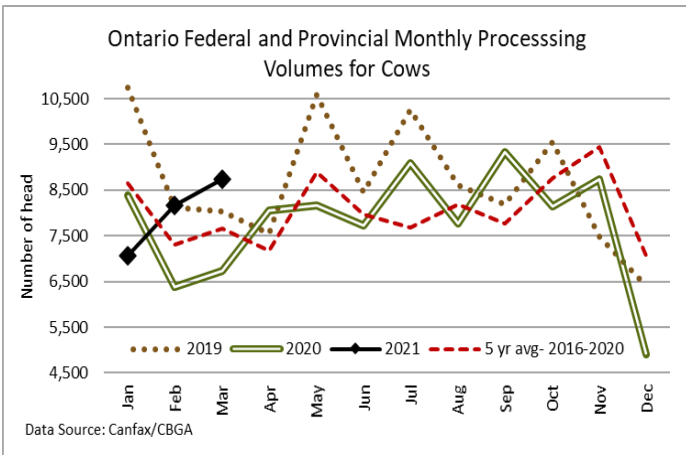
CATTLE EXPORTS-ONTARIO

	Week ending Apr 3, 2021	Week ending Mar 27, 2021	Year to Date 2021
Total live slaughter cattle exported from Ontario to the U.S.	2,436	2,829	40,511
Steers & Heifers & Cows	2,329	2,734	38,661
Bulls	107	95	1,850



FEDERALLY INSPECTED CANADIAN PROCESSING- Good Friday included this week

	Week Ending April 10, 2021	# of hd change from week ago	YTD	% Change (Week Ago)	% Change (Year Ago)
Grand Total	64,598	+17,835	853,471	+38%	+3%
Western Slaughter	50,890	+15,292	665,057	+43%	+2%
Eastern Slaughter	13,708	+2,543	188,414	+23%	+7%



AVERAGE CARCASS WEIGHTS – CANADA

	Steers	Heifers
April 10, 2021	918	861
April 3, 2021	948	856
April 4, 2020	912	844

USDA ESTIMATED CATTLE PROCESSING VOLUME

	Week Ending April 17, 2021	Previous Week	Year Ago
Grand Total	640,000	641,000	486,000

U.S. BOXED BEEF CUT-OUT VALUES (U.S. funds)

	Choice 600-900	Select 600-900
Cutout Values (noon estimate):	275.82	270.68
Change (from yesterday's close):	-0.23	+1.58
Current Five Day Average:	273.42	267.51

U.S. TRADE (U.S. funds)

The U.S. cash cattle trade last week was active on Thursday with some clean up deals on Friday. Southern business ranged from \$119.00-\$121.00 live, mainly \$120.00-\$121.00 which is steady to slightly stronger than the previous week's southern trade. In the north trade continued at a premium to the south, ranging from \$123.00-\$126.00 live and \$193.00-\$196.00 dressed, also steady to slightly stronger than the week before. Overall business last week, reported by the USDA Mandatory Price Report saw live steers averaging \$122.03 up \$0.02 and heifers \$121.30 down \$0.80 from the previous week. On the rail steers averaged \$195.54 dressed up \$0.24, with heifers \$195.84 up \$0.31.

Today the market was quiet as new show lists were distributed. This week's offering is reported as lower in volume in Kansas, but higher in all other feeding states. Bids and asking prices are unestablished at this time with little trade expected to surface before Wednesday at the earliest.

Choice and Select Steers and Heifers:

Live	N/T
Rail	N/T

CHICAGO MERCANTILE EXCHANGE

Closing quotes on futures **today** were as follows:

Live Cattle		Feeder Cattle		Corn		Soybeans		Canadian \$	
Apr	120.35 -0.50	Apr	137.72 -1.90	May	5.920 +6.4	May	14.496 +16.4	Spot	79.80 -0.18
Jun	118.60 -0.57	May	142.47 -1.25	Jul	5.804 +6.6	Jul	14.364 +14.0	Jun	79.81 -0.18
Aug	118.65 -0.50	Aug	152.77 -1.77	Sep	5.374 +8.0	Aug	13.936 +12.6	Sep	79.82 -0.19
Oct	122.25 -0.25	Sep	154.52 -1.67	Dec	5.202 +8.0	Sep	13.212 +10.0	Dec	79.83 -0.19
Dec	126.02 -0.20	Oct	155.55 -1.72	Mar	5.270 +8.0	Nov	12.840 +10.0	Mar	79.84 -0.19
Feb	128.92 -0.30	Nov	156.25 -1.57	May	5.304 +7.2	Jan	12.822 +9.0	Jun	79.82 -0.19

Beef Farmers of Ontario, 130 Malcolm Road, Guelph, ON N1K 1B1 Phone: (519) 824-0334 Fax: (519) 824-9101 or email: markets@ontariobeef.com