



Daily Market Information Report – Monday, May 10, 2021

The following information is collected from various sources and disseminated by Beef Farmers of Ontario.

ONTARIO DIRECT TO PACKER RAILGRADE CATTLE TRADE

Prices are on a carcass weight basis before grade and weight discounts. (Prices regardless of delivery date).

A Grade Steers	252.00- very limited trade.
A Grade Heifers	251.00-252.00 - very limited trade.

ONTARIO LIVE CATTLE TRADE

Today at **Ontario Stockyards Inc.:** 61 veal

	Price Range	Top
Veal 600 lbs +	108.00-122.50	155.00

Veal traded on a stronger market. *May 11th @ 11:00 am- All Vacc Stocker Sale with 900 head expected!*

At **Kawartha Lakes Community Sale Barn, May 8, 2021** – 12 fed cattle, 179 cows, 4 bulls, 46 veal, 25 stockers

	Price Range	Avg.	Top
Cows	70.00-99.00	79.92	105.00
Bulls under 1600 lbs	90.00-106.50	98.59	106.50
Bulls over 1600 lbs	107.00-109.00	107.96	109.00
Veal 600 lbs +	102.00-122.50	107.35	136.00
Veal 125 lbs & under	95.00-340.00	211.50	340.00

All classes of cattle sold on a steady market. *May 12th & May 19th @ 10:00 am- Special Spring Stocker Sales! Check out their website to view some of the cattle consigned at each listed sale! <http://www.klcauction.ca/>*

ONTARIO STOCKER & FEEDER TRADE

Stocker sale at **Brussels Livestock:** **May 7, 2021** – 1,321 Stockers

Steers	Price Range	Average	Top	Heifers	Price Range	Average	Top
1000+	144.50-161.75	151.37	161.75	900+	124.50-147.00	136.76	147.00
900-999	144.00-161.00	156.14	168.00	800-899	134.00-156.50	145.26	156.50
800-899	155.0-184.50	173.58	184.50	700-799	152.00-175.00	163.80	178.00
700-799	164.50-200.50	185.03	205.00	600-699	147.00-199.50	175.10	214.00
600-699	194.00-234.00	218.35	234.00	500-599	187.00-210.00	203.68	219.00
500-599	204.00-253.00	231.97	253.00	400-499	180.00-219.00	198.80	227.00
400-499	245.00-260.00	252.40	260.00	300-399	160.00-230.00	197.20	230.00
399-	225.00-259.00	248.33	259.00				

Calves and light yearlings sold steady, while heavier yearlings were lower. *May 12th Bred Cow Sale - postponed!*

ONTARIO STOCKER & FEEDER TRADE SPECIAL SPRING SALES

Stocker sale at **Community Livestock Exchange:** **May 7, 2021** – 1,087 Stockers

Steers	Price Range	Average	Top	Heifers	Price Range	Average	Top
1000+	135.00-162.00	156.20	162.00	900+	131.00-154.00	148.50	154.00
900-999	138.99-176.49	167.30	176.49	800-899	112.00-165.99	156.69	165.99
800-899	112.50-184.00	167.10	184.00	700-799	139.99-185.49	169.59	185.49
700-799	148.99-204.99	186.40	204.99	600-699	114.99-208.00	181.00	208.00
600-699	127.00-239.99	208.40	239.99	500-599	150.00-229.00	210.09	229.00
500-599	180.00-264.99	232.50	264.99	400-499	169.99-277.99	223.20	277.99
400-499	200.00-285.00	257.50	285.00		119.99-180.00	154.29	180.00
399-	160.00-279.99	250.30	279.99				

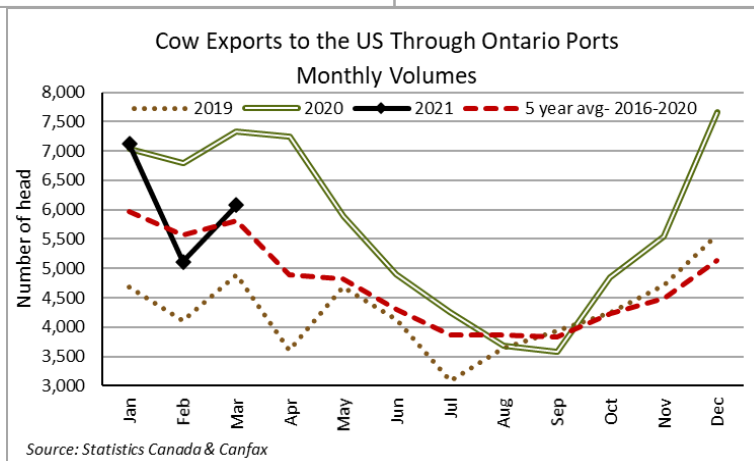
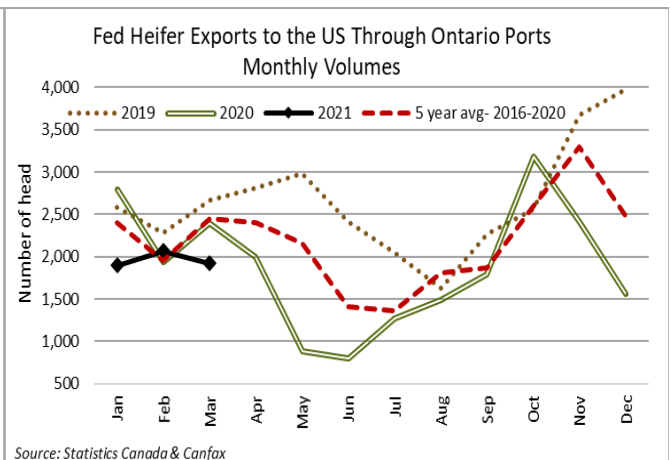
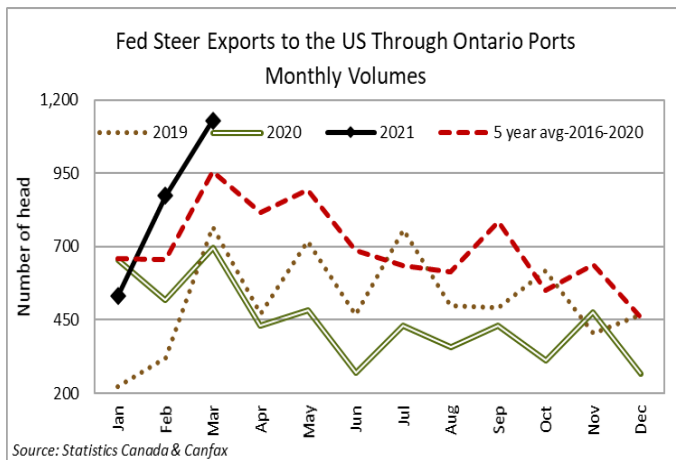
Stocker sale at **Denfield Livestock Exchange: May 7, 2021 – 475 Stockers**

Steers	Price Range	Average	Top	Heifers	Price Range	Average	Top
1000+	151.50-154.50	152.44	154.50	900+	142.00-148.00	144.48	148.00
900-999	156.00-160.50	158.09	178.00	800-899	146.00-169.00	158.85	173.00
800-899	154.50-179.00	170.86	190.00	700-799	143.00-171.00	161.28	201.00
700-799	191.00-223.00	212.42	223.00	600-699	159.00-185.00	173.68	266.00
600-699	207.50-231.00	217.94	231.00	500-599	175.00-202.00	182.58	220.00
500-599	230.00-267.50	240.05	267.50	400-499	185.00-223.00	204.65	223.00
400-499	246.00-264.00	259.50	264.00	300-399	190.00-232.00	213.50	232.00
399-	255.00-273.00	265.00	273.00				

CATTLE EXPORTS-ONTARIO

Week ending Apr 24, 2021 Week ending Apr 17, 2021 Year to Date 2021

Total live slaughter cattle exported from Ontario to the U.S.	2,570	2,802	47,604
Steers & Heifers & Cows	2,319	2,742	45,375
Bulls	251	60	2,229



FEDERALLY INSPECTED CANADIAN PROCESSING

	Week Ending April 24, 2021	# of hd change from week ago	YTD	% Change (Week Ago)	% Change (Year Ago)
Grand Total	63,953	+3,170	1,043,879	+5	+13%
Western Slaughter	50,352	+3,191	813,786	+7%	+14%
Eastern Slaughter	13,601	-21	230,093	-0%	+8%

AVERAGE CARCASS WEIGHTS – CANADA

	Steers	Heifers
May 1, 2021	925	854
April 24, 2021	922	860
April 25, 2020	924	850

USDA ESTIMATED CATTLE PROCESSING VOLUME

	Week Ending	Previous Week	Year Ago
	May 8, 2021		
Grand Total	638,000	649,000	476,000

U.S. BOXED BEEF CUT-OUT VALUES (U.S. funds)

	Choice	Select
	600-900	600-900
Cutout Values (noon estimate):	307.52	293.55
Change (from yesterday's close):	+1.64	+3.28
Current Five Day Average:	303.51	286.70

U.S. TRADE (U.S. funds)

The U.S. cash cattle trade last week saw live trade from \$117.00-\$120.00 live with the south holding steady while the north was easier. The USDA Mandatory Price report shows live steers averaging \$118.36 down \$0.53 on average, while heifers averaged \$118.20 down \$1.05. On the rail trade ranged from \$187.00-\$192.00 dressed, with steers averaging \$188.53 down \$1.91 and heifers \$188.63 down \$2.24 from the previous week's weighted average prices.

Today the market was quiet as new show lists were distributed. This week's offering is noted as larger in Texas and smaller in all other feeding states. Bids and asking prices are unestablished at this time and are not expected to surface until the second half of the week.

Choice and Select Steers and Heifers:	Live	117.00-120.00
	Rail	187.00-192.00

CHICAGO MERCANTILE EXCHANGE

Closing quotes on futures **today** were as follows:

Live Cattle			Feeder Cattle			Corn			Soybeans			Canadian \$		
Jun	118.22	+2.20	May	135.45	+3.72	May	7.480	-24.6	May	16.200	-1.0	Spot	82.64	+0.28
Aug	120.35	+1.50	Aug	148.70	+4.42	Jul	7.116	-20.4	Jul	15.874	-2.2	Jun	82.66	+0.29
Oct	124.55	+1.10	Sep	150.07	+4.02	Sep	6.290	-25.6	Aug	15.286	-8.6	Sep	82.67	+0.29
Dec	128.50	+1.05	Oct	151.27	+3.52	Dec	6.092	-27.2	Sep	14.532	-15.2	Dec	82.67	+0.29
Feb	131.57	+0.87	Nov	152.50	+3.10	Mar	6.140	-26.0	Nov	14.142	-19.2	Mar	82.69	+0.29
Apr	133.57	+0.67	Jan	151.62	+2.92	May	6.150	-24.6	Jan	14.124	-18.0	Jun	82.66	+0.29

Beef Farmers of Ontario, 130 Malcolm Road, Guelph, ON N1K 1B1 Phone: (519) 824-0334 Fax: (519) 824-9101 or email: markets@ontariobeef.com