



## Daily Market Information Report – Monday, May 17, 2021

The following information is collected from various sources and disseminated by Beef Farmers of Ontario.

### ONTARIO DIRECT TO PACKER RAILGRADE CATTLE TRADE

Prices are on a carcass weight basis before grade and weight discounts. (Prices regardless of delivery date).

<b>A Grade Steers</b>	255.00
<b>A Grade Heifers</b>	254.00-255.00

### ONTARIO LIVE CATTLE TRADE

Today at **Ontario Stockyards Inc.:** 59 veal

	Price Range	Top
<b>Veal 600 lbs +</b>	90.00-126.00	138.00

Veal traded lower. *May 27<sup>th</sup> @ 11:00 am- All Vacc Stocker Sale included in regular sale!*

At **Kawartha Lakes Community Sale Barn, May 15, 2021** – 8 fed cattle, 204 cows, 12 bulls, 45 veal, 37 stockers

	Price Range	Avg.	Top
<b>Cows</b>	77.00-100.00	84.82	121.00
<b>Bulls under 1600 lbs</b>	75.00-113.00	93.09	113.00
<b>Bulls over 1600 lbs</b>	98.00-113.00	105.93	113.00
<b>Veal 600 lbs +</b>	102.00-127.00	109.64	130.00
<b>Veal 125 lbs &amp; under</b>	60.00-420.00	148.99	420.00

Cows sold strong with prices \$2.00-\$3.00 cwt higher. Veal sold strong. *May 19<sup>th</sup> @ 10:00 am- Special Spring Stocker Sale! Check out their website to view some of the cattle consigned at the sale! <http://www.klcauction.ca/>*

### ONTARIO STOCKER & FEEDER TRADE

Stocker sale at **Brussels Livestock: May 14, 2021** – 1,201 Stockers

<b>Steers</b>	<b>Price Range</b>	<b>Average</b>	<b>Top</b>	<b>Heifers</b>	<b>Price Range</b>	<b>Average</b>	<b>Top</b>
<b>1000+</b>	144.00-158.00	151.91	170.00	<b>900+</b>	135.00-151.50	144.55	154.50
<b>900-999</b>	162.00-177.00	169.86	181.00	<b>800-899</b>	143.00-162.00	151.49	162.00
<b>800-899</b>	170.50-180.00	175.08	182.00	<b>700-799</b>	151.00-183.00	168.68	183.00
<b>700-799</b>	175.00-206.00	193.09	206.00	<b>600-699</b>	166.00-192.50	179.34	206.00
<b>600-699</b>	191.00-224.00	206.32	224.00	<b>500-599</b>	161.00-216.00	194.76	216.00
<b>500-599</b>	188.00-231.00	216.13	243.00	<b>400-499</b>	125.00-190.00	161.33	228.00
<b>400-499</b>	207.00-230.00	218.57	250.00				
<b>399-</b>	155.00-251.00	227.57	251.00				

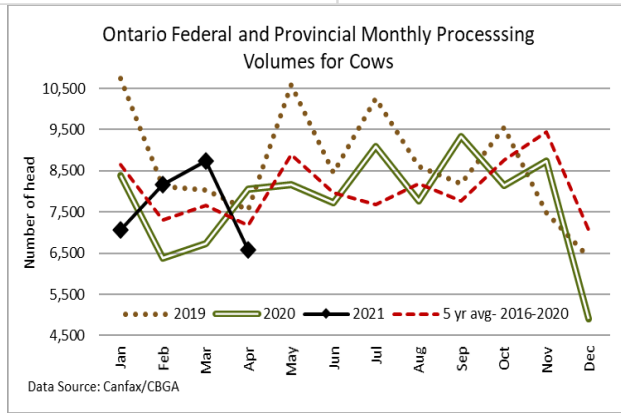
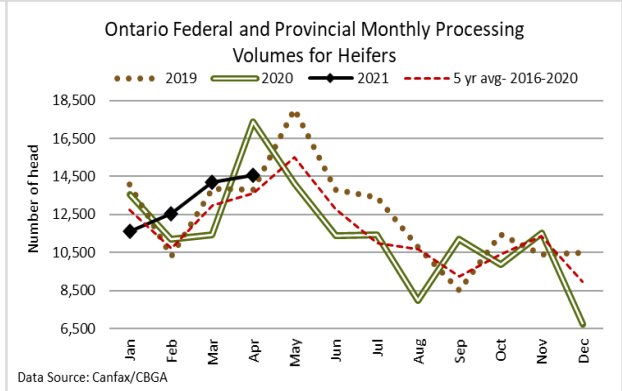
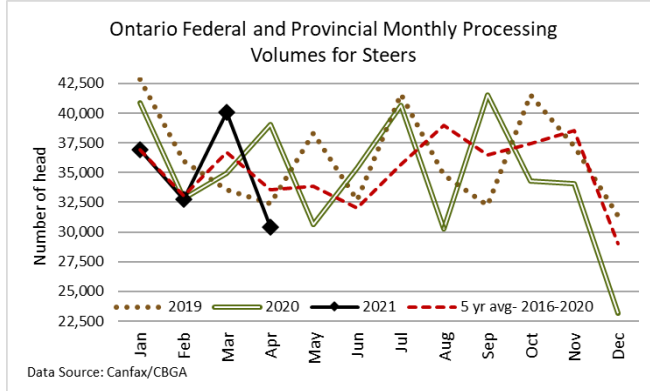
Calves sold on a steady trade with grass cattle selling at premium prices. Yearlings sold actively at prices higher than last week.

### CATTLE EXPORTS-ONTARIO

	<b>Week ending May 1, 2021</b>	<b>Week ending Apr 24, 2021</b>	<b>Year to Date 2021</b>
<b>Total live slaughter cattle exported from Ontario to the U.S.</b>	<b>2,474</b>	<b>2,570</b>	<b>50,078</b>
<b>Steers &amp; Heifers &amp; Cows</b>	<b>2,291</b>	<b>2,319</b>	<b>47,666</b>
<b>Bulls</b>	<b>183</b>	<b>251</b>	<b>2,412</b>

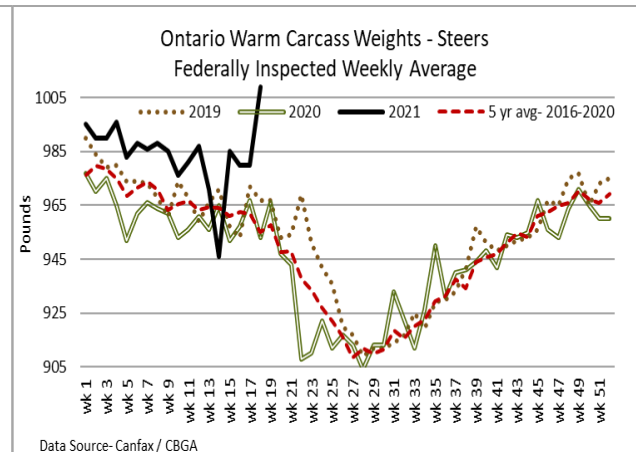
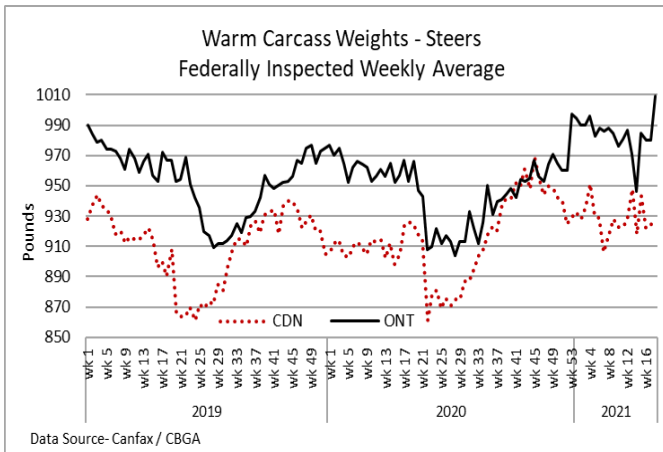
### FEDERALLY INSPECTED CANADIAN PROCESSING

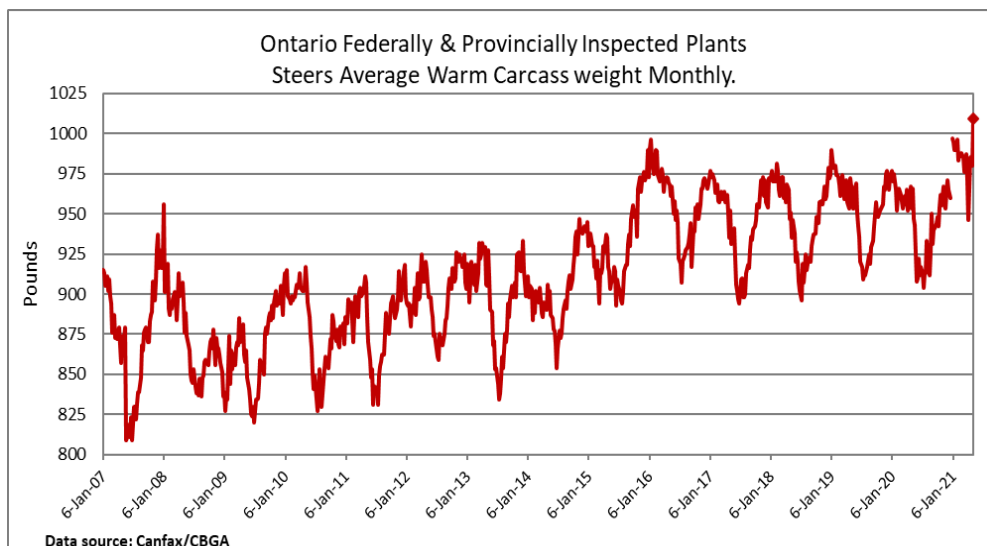
	Week Ending May 8, 2021	# of hd change from week ago	YTD	% Change (Week Ago)	% Change (Year Ago)
<b>Grand Total</b>	60,329	-3,624	1,104,208	-6%	+16%
<b>Western Slaughter</b>	46,836	-3,516	860,622	-7%	+19%
<b>Eastern Slaughter</b>	13,493	-108	243,586	-1%	+7%



### AVERAGE CARCASS WEIGHTS – CANADA

	<b>Steers</b>	<b>Heifers</b>
<b>May 8, 2021</b>	924	853
<b>May 1, 2021</b>	925	854
<b>May 2, 2020</b>	926	838





**USDA ESTIMATED CATTLE PROCESSING VOLUME**

	<b>Week Ending May 15, 2021</b>	<b>Previous Week</b>	<b>Year Ago</b>
<b>Grand Total</b>	640,000	638,000	519,000

**U.S. BOXED BEEF CUT-OUT VALUES (U.S. funds)**

	<b>Choice 600-900</b>	<b>Select 600-900</b>
<b>Cutout Values (noon estimate):</b>	319.04	297.36
<b>Change (from yesterday's close):</b>	+2.10	+4.17
<b>Current Five Day Average:</b>	314.06	295.27

**U.S. TRADE (U.S. funds)**

The U.S. cash cattle trade last week was light to moderate with dressed heifer trade very light. Prices for the week reported by the USDA Mandatory Price report saw live trade range from \$118.50-\$122.00, with steers averaging \$119.73 up \$1.73 from the previous week, while heifers averaged \$119.82 up \$1.62. On the rail trade ranged from \$188.00-\$192.00 dressed with steers averaging \$190.49 up \$1.96 and heifers \$191.25 up \$2.62.

Today, the market was typically quiet with show list distribution the business of the day. This week's offering is reported as lower in volume in Texas and higher in Kansas, with all other feeding states reported as somewhat lower. Bids and asking prices are unestablished with little trade expected to develop before Wednesday.

<b>Choice and Select Steers and Heifers:</b>	Live	N/T
	Rail	N/T

**CHICAGO MERCANTILE EXCHANGE**

Closing quotes on futures **today** were as follows:

<b>Live Cattle</b>			<b>Feeder Cattle</b>			<b>Corn</b>			<b>Soybeans</b>			<b>Canadian \$</b>		
<b>Jun</b>	115.35	+0.05	<b>May</b>	137.92	+0.37	<b>Jul</b>	6.524	+8.6	<b>Jul</b>	15.874	-1.2	<b>Spot</b>	82.90	+0.34
<b>Aug</b>	118.42	-0.40	<b>Aug</b>	152.75	+1.60	<b>Sep</b>	5.664	+3.4	<b>Aug</b>	15.254	-2.0	<b>Jun</b>	82.91	+0.35
<b>Oct</b>	123.40	+0.15	<b>Sep</b>	154.22	+1.55	<b>Dec</b>	5.372	-5.4	<b>Sep</b>	14.396	-5.0	<b>Sep</b>	82.91	+0.35
<b>Dec</b>	127.45	+0.12	<b>Oct</b>	155.15	+1.30	<b>Mar</b>	5.426	-5.2	<b>Nov</b>	13.970	-3.6	<b>Dec</b>	82.90	+0.35
<b>Feb</b>	130.57	-0.07	<b>Nov</b>	155.62	+1.10	<b>May</b>	5.462	-4.0	<b>Jan</b>	13.960	-3.6	<b>Mar</b>	82.91	+0.34
<b>Apr</b>	132.12	-0.20	<b>Jan</b>	154.22	+0.75	<b>Jul</b>	5.454	-3.4	<b>Mar</b>	136.72	-4.4	<b>Jun</b>	82.89	+0.34

Beef Farmers of Ontario, 130 Malcolm Road, Guelph, ON N1K 1B1 Phone: (519) 824-0334 Fax: (519) 824-9101 or email: [markets@ontariobeef.com](mailto:markets@ontariobeef.com)