



Daily Market Information Report – Monday, August 16, 2021

The following information is collected from various sources and disseminated by Beef Farmers of Ontario.

ONTARIO DIRECT TO PACKER RAILGRADE CATTLE TRADE

Prices are on a carcass weight basis before grade and weight discounts. (Prices regardless of delivery date).

A Grade Steers	258.00
A Grade Heifers	257.00

ONTARIO LIVE CATTLE TRADE

Today at **Ontario Stockyards Inc.:** 30 veal

	Price Range	Top
Veal 600 lbs +	80.00-120.00	130.00

A very medium quality offering of veal sold at steady prices, with quality considered.

At **Kawartha Lakes Community Sale Barn: August 14, 2021** – 152 cows, 5 bulls, 43 veal, 26 stockers

	Price Range	Avg.	Top
Cows	70.00-104.00	80.62	120.57
Veal 600 lbs +	104.00-121.00	107.39	124.00
Veal 125 & under	17.39-50.00	20.00	50.00

Veal sold at steady prices while cull cows traded \$1.00-\$2.00 cwt lower.

ONTARIO STOCKER & FEEDER TRADE

Stocker sale at **Brussels Livestock: August 13, 2021** – 749 Stockers

Steers	Price Range	Average	Top	Heifers	Price Range	Average	Top
1000+	163.75-188.00	175.40	194.00	900+	150.00-172.00	161.50	172.00
900-999	178.00-195.00	189.43	195.00	800-899	130.00-184.50	152.38	184.50
800-899	163.00-206.00	189.88	215.00	700-799	159.75-186.75	171.43	186.75
700-799	150.00-221.00	190.60	221.00	600-699	143.00-202.25	180.07	202.25
600-699	201.00-234.50	223.90	234.50	500-599	122.00-205.50	160.60	205.50
500-599	80.00-238.00	179.25	238.00				
400-499	170.00-252.00	207.80	265.00				
399-	137.50-270.00	181.67	270.00				

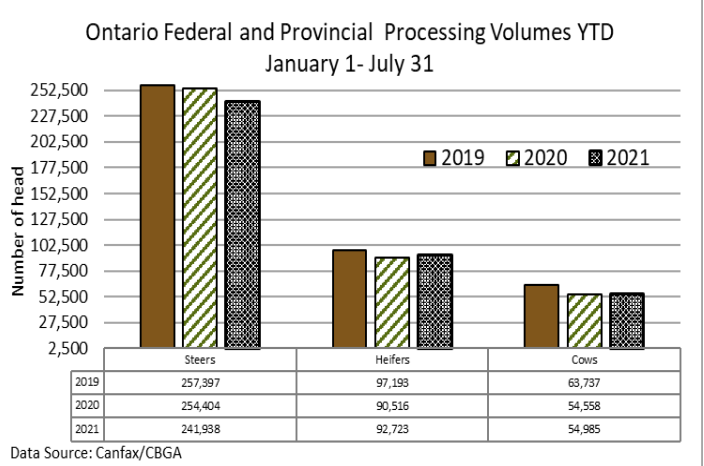
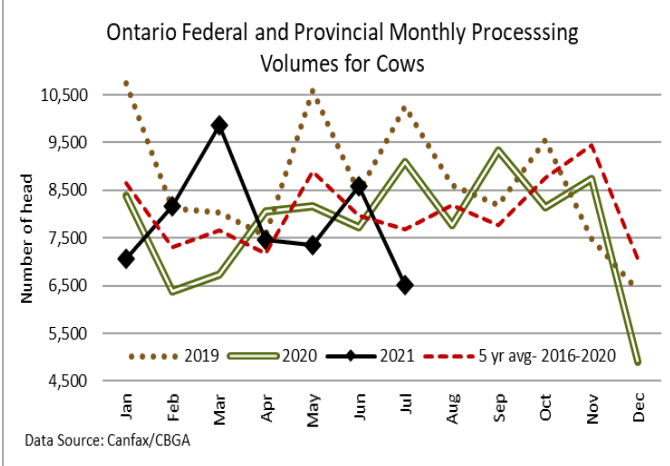
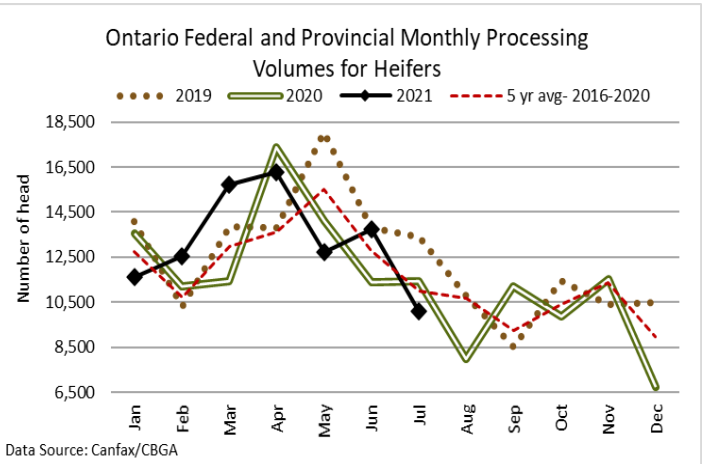
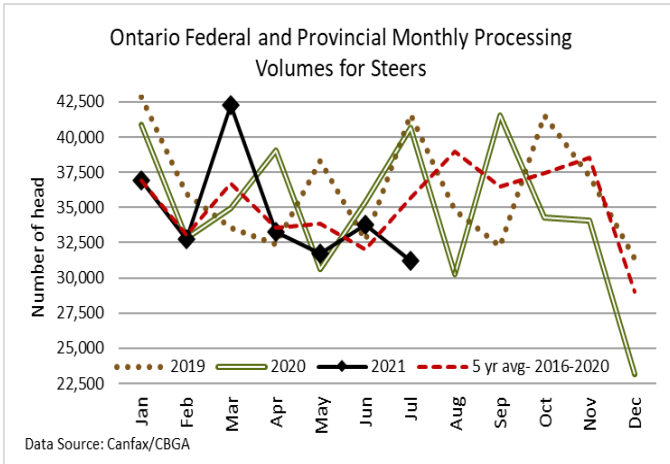
Calves sold steady on an active market while yearlings sold stronger.

CATTLE EXPORTS-ONTARIO

	Week ending July 31, 2021	Week ending July 24, 2021	Year to Date 2021
Total live slaughter cattle exported from Ontario to the U.S.	1,621	1,196	68,976
Steers & Heifers & Cows	1,501	1,065	64,258
Bulls	120	131	4,718

FEDERALLY INSPECTED CANADIAN PROCESSING – including the Civic Holiday.

	Week Ending August 7, 2021	# of hd change from week ago	YTD	% Change (Week Ago)	% Change (Year Ago)
Grand Total	61,848	-2,695	1,926,772	-4%	+12%
Western Slaughter	50,019	-926	1,521,911	-2%	+15%
Eastern Slaughter	11,829	-1,769	404,861	-13%	+3%



AVERAGE CARCASS WEIGHTS – CANADA

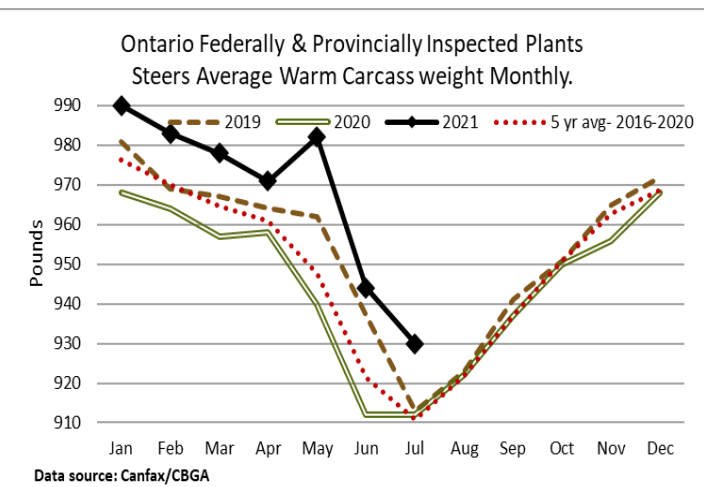
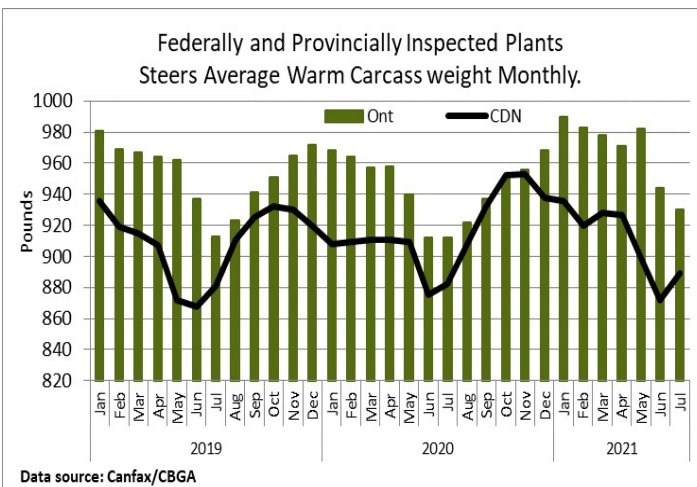
Aug 7, 2021
July 31, 2021
Aug 1, 2020

Steers

900
 895
 894

Heifers

809
 813
 803



USDA ESTIMATED CATTLE PROCESSING VOLUME

Week Ending
August 14, 2021

Grand Total

639,000

Previous Week

641,000

Year Ago

644,000

U.S. BOXED BEEF CUT-OUT VALUES (U.S. funds)

	Choice 600-900	Select 600-900
Cutout Values (noon estimate):	327.42	301.15
Change (from yesterday's close):	+2.59	+3.13
Current Five Day Average:	311.73	288.35

U.S. TRADE (U.S. funds)

The U.S. cash cattle trade last week was light with southern deals ranging from \$119.00-\$125.00 live, mostly \$121.00 which is fully steady to the previous week's southern trade. In the north trade was a bit lighter in volume with dressed deals from \$197.00-\$205.00, mostly \$198.00-\$200.00 which is steady to slightly stronger. A couple of live deals early in the week in the north were noted at \$123.00 down from last week, but by Thursday trade was steady to last week at \$125.00-\$126.00 live. Overall average prices for the week, reported by the USDA Mandatory Price Report, saw live steers average \$123.28 down \$0.55 while heifers averaged \$122.49 down \$0.98 on average. On the rail steers averaged \$200.63 dressed up \$2.43 while heifers averaged \$200.09 up \$2.02 from last week's weighted average prices.

Today the market was quiet as new show lists were distributed. This week's offering is reported as smaller in volume in Texas but larger in all other feeding states. Asking prices and bids are both unestablished at this time with little trade expected before Wednesday.

Choice and Select Steers and Heifers:	Live	No trade
	Rail	No trade

CHICAGO MERCANTILE EXCHANGE

Closing quotes on futures **today** were as follows:

Live Cattle			Feeder Cattle			Corn			Soybeans			Canadian \$		
Aug	123.52	+0.77	Aug	157.20	-0.85	Sep	5.646	-3.4	Sep	13.760	+3.0	Spot	79.54	-0.33
Oct	129.12	+1.00	Sep	162.00	-1.07	Dec	5.696	-4.2	Nov	13.682	+3.2	Sep	79.54	-0.34
Dec	134.47	+0.65	Oct	164.95	-0.82	Mar	5.762	-3.2	Jan	13.722	+3.0	Dec	79.53	-0.34
Feb	138.17	-0.17	Nov	166.60	-0.70	May	5.804	-2.4	Mar	13.646	+3.2	Mar	79.53	-0.34
Apr	141.00	-0.35	Jan	166.07	-0.67	Jul	5.800	-2.0	May	13.616	+3.4	Jun	79.50	-0.34
Jun	135.57	-0.45	Mar	166.00	-0.80	Sep	5.296	+0.2	Jul	13.580	+4.0	Sep	79.43	-0.34

Beef Farmers of Ontario, 130 Malcolm Road, Guelph, ON N1K 1B1 Phone: (519) 824-0334 Fax: (519) 824-9101 or email: markets@ontariobeef.com