



Daily Market Information Report – Monday, August 23, 2021

The following information is collected from various sources and disseminated by Beef Farmers of Ontario.

ONTARIO DIRECT TO PACKER RAILGRADE CATTLE TRADE

Prices are on a carcass weight basis before grade and weight discounts. (Prices regardless of delivery date).

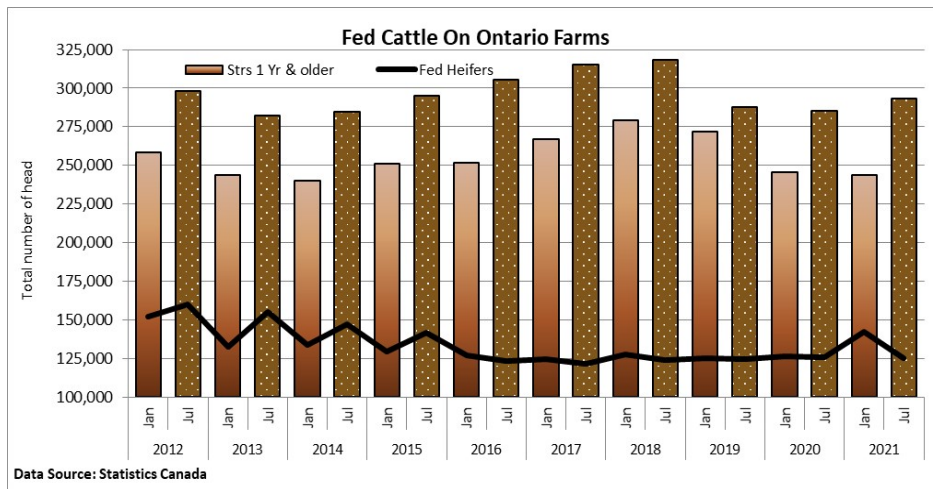
A Grade Steers	258.00-260.00
A Grade Heifers	257.00-259.00

ONTARIO LIVE CATTLE TRADE

Today at **Ontario Stockyards Inc.:** 47 veal

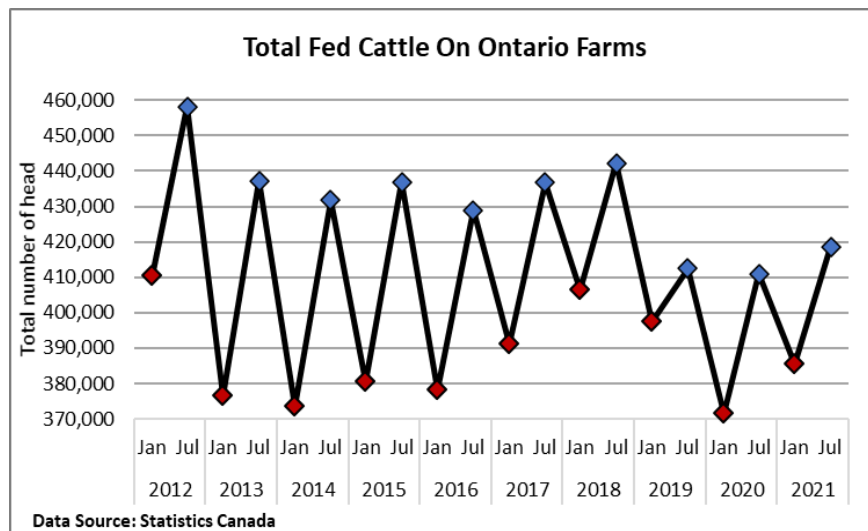
	Price Range	Top
Veal 600 lbs +	100.00-117.00	139.00

A run of primarily heavy veal traded at fully steady to stronger prices.



Data Source: Statistics Canada

The Stats Canada - Cattle Statistics report listed 293,500 fed steers on Ontario farms on July 1, 2021. This is the largest July volume since July 2018. Fed heifer volumes were down with 125,100 head noted on July 1, 2021 which is the lowest volume since July 2019. Overall volumes of fed cattle total 418,600 head which is the largest volume since July 2018, but the third lowest volume in this ten year data set.

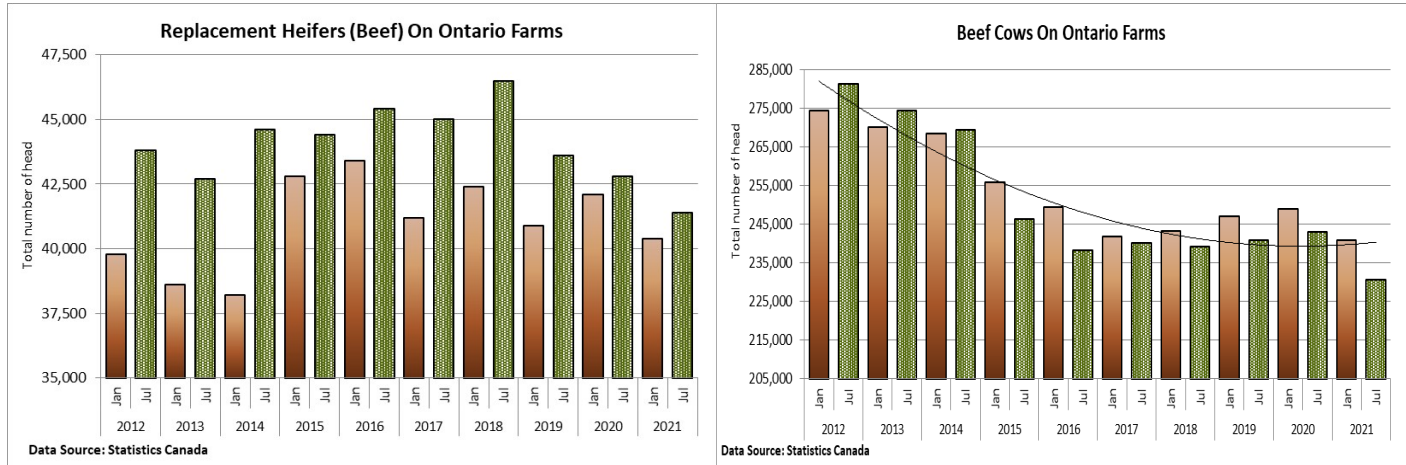


Data Source: Statistics Canada

At **Kawartha Lakes Community Sale Barn: August 21, 2021 – 137 cows, 19 bulls, 48 veal, 13 stockers**

	Price Range	Avg.	Top
Cows	68.00-98.00	78.25	111.00
Bulls under 1600 lbs	89.00-106.00	97.23	106.00
Bulls over 1600 lbs	92.00-128.00	106.09	128.00
Veal 600 lbs +	100.00-123.00	105.92	123.00
Veal 125 & under	20.00-155.00	57.38	260.00

All classes of cattle sold actively at steady prices.



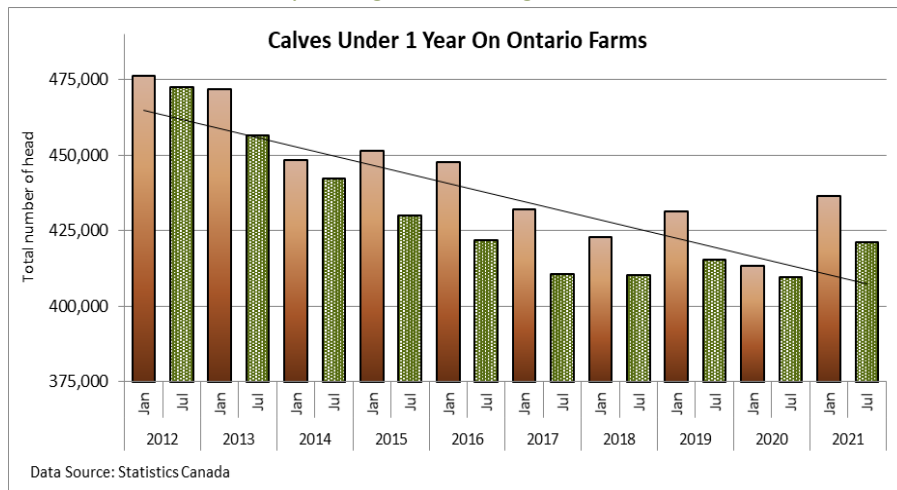
Replacement beef heifer volumes on July 1, 2021 at 41,400 head is the lowest July 1st volume in this ten year dataset. Beef cow volumes continue to decline with Stats Canada reporting 230,500 head on farms in Ontario on July 1, 2021 which is the lowest July 1st volume since 1952.

ONTARIO STOCKER & FEEDER TRADE

Stocker sale at **Brussels Livestock: August 20, 2021 – 843 Stockers**

Steers	Price Range	Average	Top	Heifers	Price Range	Average	Top
1000+	158.25-187.00	174.66	196.00	900+	149.50-177.75	164.28	179.25
900-999	190.25-199.50	194.60	200.00	800-899	162.50-181.25	176.33	181.25
800-899	192.00-213.00	206.00	213.00	700-799	169.00-194.75	183.38	195.00
700-799	200.00-230.00	221.39	230.00	600-699	182.50-206.00	196.11	206.00
600-699	197.00-242.00	226.23	242.00	500-599	183.00-222.00	208.67	250.00
500-599	220.00-255.00	241.53	255.00	400-499	200.00-230.00	213.17	230.00
400-499	225.00-265.00	236.25	265.00				
399-	200.00-309.00	261.00	309.00				

Calves sold steady on an active market while yearlings sold stronger.



Replacement cattle volumes, released by Stats Canada, are sitting at 421,300 head on Ontario farms on July 1, 2021. This number is down 15,100 from January 1, 2021 noting January volumes tend to be higher than those reported in July. Comparing July to July volumes, July 2021 is the largest volume since July 2016.

FEDERALLY INSPECTED CANADIAN PROCESSING

	Week Ending August 14, 2021	# of hd change from week ago	YTD	% Change (Week Ago)	% Change (Year Ago)
Grand Total	68,725	+6,877	1,995,497	+11%	+12%
Western Slaughter	555,340	+5,321	1,577,251	+11%	+14%
Eastern Slaughter	13,385	+1,556	418,246	+13%	+4%

AVERAGE CARCASS WEIGHTS – CANADA

	Steers	Heifers
Aug 14, 2021	906	816
Aug 7, 2021	900	809
Aug 8, 2020	904	804

USDA ESTIMATED CATTLE PROCESSING VOLUME

	Week Ending August 21, 2021	Previous Week	Year Ago
Grand Total	665,000	636,000	651,000

U.S. BOXED BEEF CUT-OUT VALUES (U.S. funds)

	Choice 600-900	Select 600-900
Cutout Values (noon estimate):	348.16	319.47
Change (from yesterday's close):	+3.10	+0.94
Current Five Day Average:	338.92	+311.01

U.S. TRADE (U.S. funds)

The U.S. cash cattle trade was light to moderate last week with trade in the south from \$121.00-\$123.00 live, mainly \$122.00 up \$1.00 cwt. Business in the north was reported from \$125.00-\$128.00 live and \$197.00-\$205.00 dressed, mostly \$200.00-\$202.00 up around \$2.00 from last week. Overall prices for the week reported by the USDA Mandatory Price Report saw live steers average \$125.47 up \$2.19 on average while heifers averaged \$124.36 up \$1.87. On the rail steers averaged \$201.15 dressed, up \$0.52 with heifers averaging \$200.64 up \$0.55. Today the market was quiet as both sides took inventory. This week's offering is smaller in volume than last week. No bids are on the table and asking prices are currently unestablished however, they are expected to be higher this week with the sharply higher cattle futures today, continued increases on the boxed beef and with cattle on feed volumes coming in 2% lower than last July. All these factors will encourage sellers to hold out for higher prices this week. Little business is expected before Wednesday.

Choice and Select Steers and Heifers: Live N/T
Rail N/T

CHICAGO MERCANTILE EXCHANGE

Closing quotes on futures **today** were as follows:

Live Cattle			Feeder Cattle			Corn			Soybeans			Canadian \$		
Aug	126.45	+2.17	Aug	158.20	-0.82	Sep	5.380	-0.6	Sep	12.940	+0.2	Spot	79.08	+1.23
Oct	131.95	+2.90	Sep	167.30	+1.80	Dec	5.354	-1.4	Nov	12.926	+2.0	Sep	79.07	+1.23
Dec	136.82	+2.30	Oct	170.67	+3.05	Mar	5.432	-1.2	Jan	12.982	+2.4	Dec	79.06	+1.23
Feb	139.42	+1.20	Nov	171.70	+2.90	May	5.480	-1.2	Mar	13.012	+4.0	Mar	79.07	+1.23
Apr	141.65	+0.95	Jan	170.52	+2.60	Jul	5.462	-1.4	May	13.042	+4.4	Jun	79.04	+1.23
Jun	135.85	+1.07	Mar	170.42	+2.40	Sep	5.100	+3.0	Jul	13.054	+5.4	Sep	78.97	+1.23

Beef Farmers of Ontario, 130 Malcolm Road, Guelph, ON N1K 1B1 Phone: (519) 824-0334 Fax: (519) 824-9101 or email: markets@ontariobeef.com

Please note the Rainy River Cattlemen's Sale originally scheduled for Saturday August 28th has been postponed until Saturday September 11th!