



## Daily Market Information Report – Monday, October 18, 2021

The following information is collected from various sources and disseminated by Beef Farmers of Ontario.

### ONTARIO DIRECT TO PACKER RAILGRADE CATTLE TRADE

Prices are on a carcass weight basis before grade and weight discounts. (Prices regardless of delivery date).

<b>A Grade Steers</b>	270.00- delivery reported for the week of November 8 <sup>th</sup> .
<b>A Grade Heifers</b>	269.00-270.00- delivery reported for the week of November 8 <sup>th</sup> .

### ONTARIO LIVE CATTLE TRADE

Today at **Ontario Stockyards Inc.:** 36 veal

	Price Range	Top
<b>Veal 600 lbs +</b>	89.00-123.00	152.00

Veal sold pm a steady market. Oct 19<sup>th</sup> @ 11:00 am- Ontario Stockyards Special Fall Yearling Sale with 850 head expected!

At **Kawartha Lakes Community Sale Barn: October 16, 2021 – 134 cows, 7 bulls, 50 veal, 41 stockers, 7 Fed Cattle**

	Price Range	Avg.	Top
<b>Cows</b>	54.00-97.00	66.37	113.00
<b>Bulls over 1600 lbs</b>	103.00-115.00	108.93	115.00
<b>Veal 600 lbs plus</b>	115.00-123.00	122.332	137.50
<b>Veal 125 lbs &amp; under</b>	45.00-250.00	101.15	250.00

Veal and cull cows sold actively at higher prices. Oct 20<sup>th</sup> @ 10:00 am- Special Fall Stocker Sales!

### ONTARIO STOCKER & FEEDER TRADE

Stocker sale at **Brussels Livestock: October 15, 2021 – 1,182** Stockers

<b>Steers</b>	<b>Price Range</b>	<b>Average</b>	<b>Top</b>	<b>Heifers</b>	<b>Price Range</b>	<b>Average</b>	<b>Top</b>
<b>1000+</b>	162.00-191.00	181.32	191.50	<b>900+</b>	150.00-172.00	165.11	172.00
<b>900-999</b>	155.50-191.25	177.00	197.00	<b>800-899</b>	148.00-193.50	168.79	193.50
<b>800-899</b>	172.00-192.00	183.40	194.50	<b>700-799</b>	166.50-185.50	175.53	185.50
<b>700-799</b>	179.00-202.00	193.84	202.00	<b>600-699</b>	156.00-193.50	178.29	193.50
<b>600-699</b>	186.00-236.00	209.85	236.00	<b>500-599</b>	175.00-215.00	194.98	215.00
<b>500-599</b>	188.00-244.00	218.94	244.00	<b>400-499</b>	151.00-224.00	196.86	224.00
<b>400-499</b>	200.00-272.00	234.40	280.00	<b>300-399</b>	180.00-200.00	196.25	222.00
<b>300-399</b>	230.00-320.00	276.36	320.00	<b>299-</b>	137.50-185.00	158.33	185.00

Choice calves sold steady while second cut calves sold barely steady. Yearlings sold on a steady market. Oct 22 @ 10:00 am- Hereford Influence Stocker Sale!

### ONTARIO STOCKER & FEEDER TRADE SPECIAL FALL SALE

Stocker sale at **Keady Livestock Market, October 15, 2021, 2021 – 1,148** stockers

<b>Steers</b>	<b>Price Range</b>	<b>Average</b>	<b>Top</b>	<b>Heifers</b>	<b>Price Range</b>	<b>Average</b>	<b>Top</b>
<b>1000+</b>	182.75-196.25	190.20	196.25		Not enough sold		
<b>900-999</b>	197.00-205.75	200.44	205.75				
<b>800-899</b>	206.00-213.00	208.82	222.50				
<b>700-799</b>	205.00-210.00	208.94	210.00				

Special Fall Yearling sale- Cattle sold actively at steady prices. October 8<sup>th</sup> @ 9:00 am- Fall Yearling Sale!

Stocker sale at **Temiskaming Livestock Exchange, October 15, 2021, 2021 – 507** stockers

Steers	Price Range	Average	Top	Heifers	Price Range	Average	Top
800-899	156.00-181.00	172.25	181.00	900+	129.00-141.00	133.00	141.00
700-799	130.00-185.00	168.82	190.00	700-799	150.00-173.50	167.64	173.50
600-699	180.00-214.00	197.16	219.00	600-699	155.50-178.00	168.78	180.00
500-599	181.00-240.00	221.57	244.00	500-599	180.50-225.50	208.31	225.50
400-499	201.50-260.00	232.20	270.00	400-499	143.00-200.50	177.71	212.00
399-	215.00-302.50	270.09	315.00	300-399	185.00-230.00	208.76	230.00
				299-	242.50-247.50	244.50	247.50

Stocker sale at **Stratton, Rainy River Cattlemen’s Sale: October 16, 2021 – 1,624** Stockers, **217** cows, **43** bulls

Steers	Price Range	Average	Top	Heifers	Price Range	Average	Top
800-899	139.99-180.49	172.79	180.49	700-799	135.00-166.50	158.29	166.50
700-799	162.99-214.50	193.70	214.50	600-699	160.00-177.80	173.19	177.80
600-699	150.00-218.00	204.70	218.00	500-599	160.00-182.49	175.49	182.49
500-599	151.00-239.99	205.60	239.99	400-499	13000-210.00	177.89	210.00
400-499	135.00-258.00	217.49	258.00	300-399	164.99-210.00	191.79	210.00
300-399	139.99-279.00	220.50	279.00	299-	160.00-210.00	188.70	210.00
<b>Cows</b>	53.00-98.99	72.69	98.99	<b>Bulls 1600 &amp; less</b>	93.00-200.00	156.89	200.00
				<b>Bulls 1600 plus</b>	97.90-107.00	103.09	107.00

November 6th @ 8:00 am! Stockers, mainly calves and some yearlings. Cows, etc.

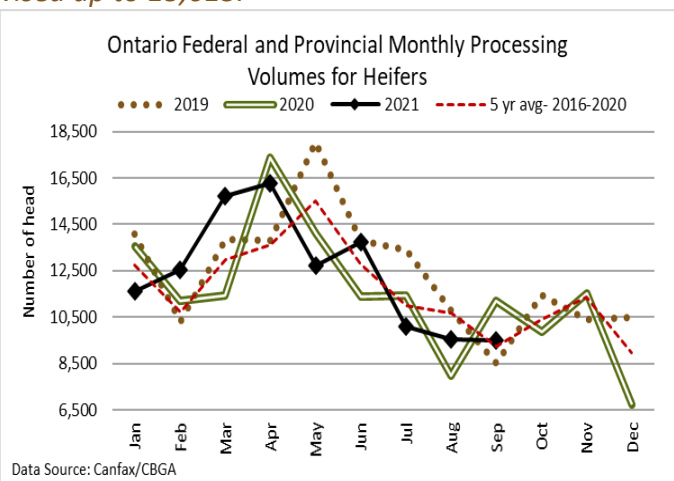
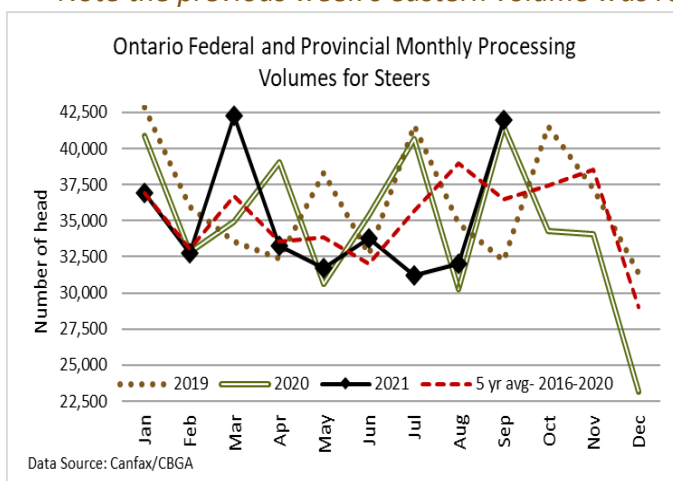
**CATTLE EXPORTS-ONTARIO**

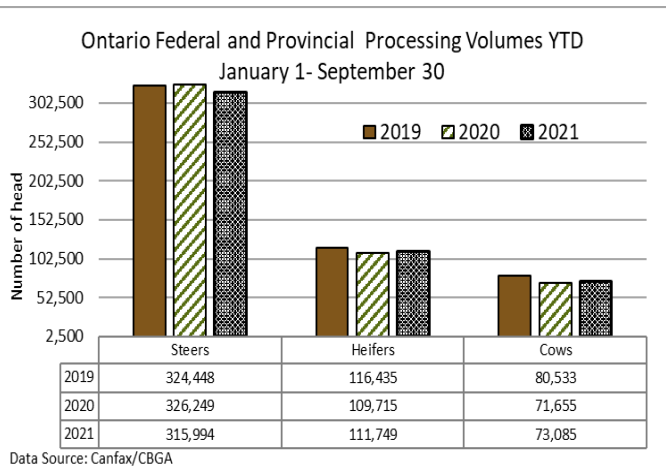
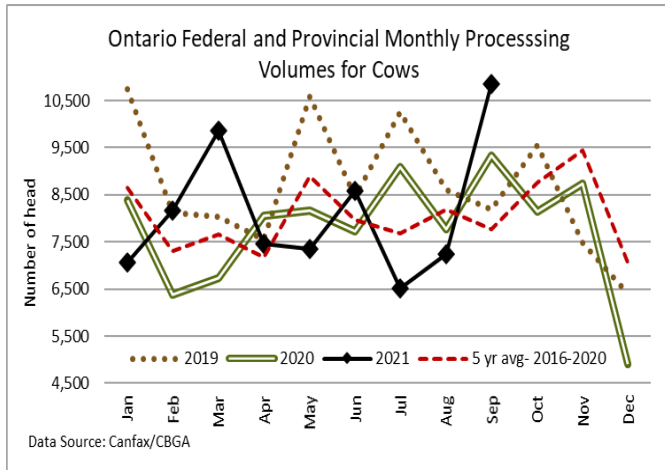
	Week ending Oct 2, 2021	Week ending Sep 25, 2021	Year to Date 2021
Total live slaughter cattle exported from Ontario to the U.S.	2,120	1,608	85,242
Steers & Heifers & Cows	1,961	1,504	79,377
Bulls	159	104	5,865

**FEDERALLY INSPECTED CANADIAN PROCESSING**

	Week Ending Oct 9, 2021	# of hd change from week ago	YTD	% Change (Week Ago)	% Change (Year Ago)
Grand Total	67,585	+3,792	2,526,666	+6%	+10%
Western Slaughter	54,019	+3,839	2,000,919	+8%	+12%
Eastern Slaughter	13,566	-47	525,747	-0%	+5%

- Note the previous week’s eastern volume was revised up to 13,613.





### AVERAGE CARCASS WEIGHTS – CANADA

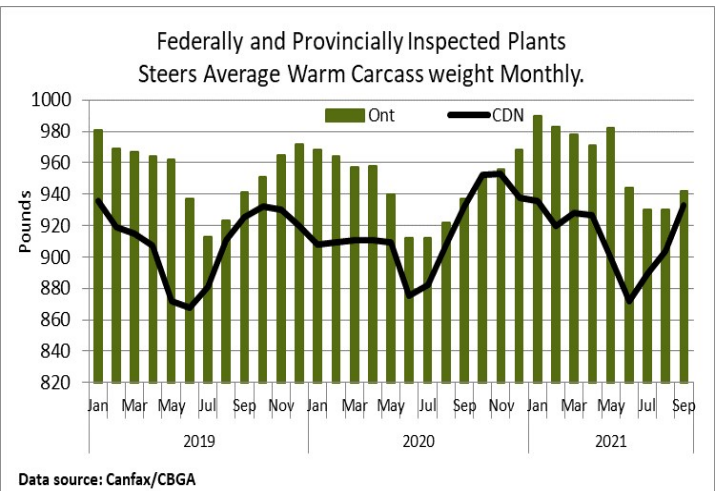
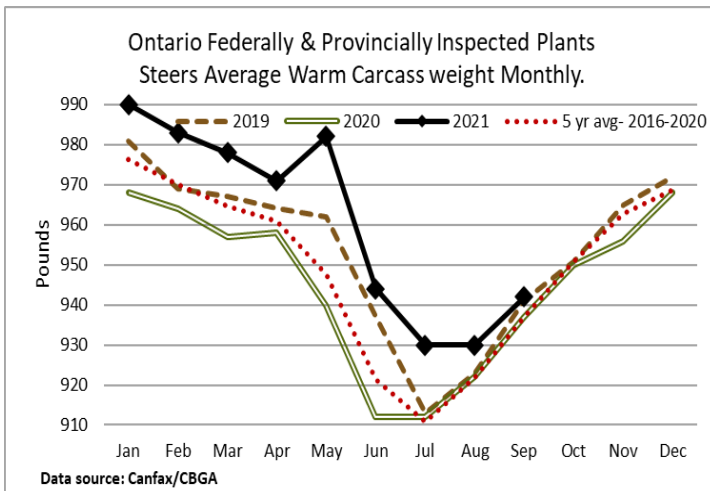
Oct , 2021  
 Oct 2, 2021  
 Oct 3, 2020

**Steers**

948  
 936  
 942

**Heifers**

861  
 824  
 860



### USDA ESTIMATED CATTLE PROCESSING VOLUME

	Week Ending Oct 16, 2021	Previous Week	Year Ago
<b>Grand Total</b>	646,000	657,000	659,000

### U.S. BOXED BEEF CUT-OUT VALUES (U.S. funds)

	Choice 600-900	Select 600-900
<b>Cutout Values (noon estimate):</b>	279.95	261.45
<b>Change (from yesterday's close):</b>	-0.29	+0.83
<b>Current Five Day Average:</b>	280.55	261.00

### **U.S. TRADE (U.S. funds)**

The U.S. cash cattle trade last week saw a full range of prices from \$122.00-\$124.50 live in the south and \$122.00-\$125.00 live and \$193.00-\$200.00 dressed in the north. Average prices for the week, posted by the USDA Mandatory Price report, saw live steers average \$123.84 up \$0.88 from the previous week while heifers averaged \$123.83 up \$0.30. On the rail, steers averaged \$195.70 up \$0.33 from the week before while heifers averaged \$195.62 up \$0.05.

Today, the market was quiet as new show lists were distributed. This week's offering is reported as smaller in volume than last week in most feeding states, with Kansas just slightly lower in numbers. Asking prices and bids remain unestablished with little business expected to develop before Wednesday.

**Choice and Select Steers and Heifers:**      Live      N/T  
   Rail      N/T

### **CHICAGO MERCANTILE EXCHANGE**

Closing quotes on futures **today** were as follows:

Live Cattle			Feeder Cattle			Corn			Soybeans			Canadian \$		
<b>Oct</b>	125.45	-0.52	<b>Oct</b>	155.75	-1.82	<b>Dec</b>	5.326	+7.0	<b>Nov</b>	12.214	+3.6	<b>Spot</b>	80.79	+0.05
<b>Dec</b>	130.42	-0.55	<b>Nov</b>	159.35	-2.07	<b>Mar</b>	5.404	+6.2	<b>Jan</b>	12.290	+2.6	<b>Dec</b>	80.79	+0.05
<b>Feb</b>	135.00	-0.35	<b>Jan</b>	139.55	-1.97	<b>May</b>	5.442	+5.4	<b>Mar</b>	12.372	+2.0	<b>Mar</b>	80.79	+0.05
<b>Apr</b>	137.97	-0.40	<b>Mar</b>	160.30	-2.02	<b>Jul</b>	5.442	+4.6	<b>May</b>	12.464	+2.0	<b>Jun</b>	80.73	+0.03
<b>Jun</b>	132.52	-0.55	<b>Apr</b>	163.10	-1.45	<b>Sep</b>	5.306	+5.2	<b>Jul</b>	12.522	+1.6	<b>Sep</b>	80.62	+0.01
<b>Aug</b>	131.17	-0.47	<b>May</b>	164.67	-1.40	<b>Dec</b>	5.276	+4.6	<b>Aug</b>	12.470	+0.4	<b>Dec</b>	80.51	-0.01

Beef Farmers of Ontario, 130 Malcolm Road, Guelph, ON N1K 1B1 Phone: (519) 824-0334 Fax: (519) 824-9101 or email: [markets@ontariobeef.com](mailto:markets@ontariobeef.com)