



Daily Market Information Report – Friday November 12, 2021

The following information is collected from various sources and disseminated by Beef Farmers of Ontario.

ONTARIO DIRECT TO PACKER RAILGRADE CATTLE TRADE

Prices are on a carcass weight basis before grade and weight discounts,

A Grade Steers	270.00- for the weeks of December 5 th to 12 th .
A Grade Heifers	269.00-270.00- for the weeks of December 5 th to 12 th .

ONTARIO LIVE CATTLE TRADE

Today at **Brussels Livestock – 1,350** stockers – sale in progress. Final results will be posted on Monday's report.

Steers	Price Range	Average	Top	Heifers	Price Range	Average	Top
1000+	115.00-177.00	142.00	177.00	700-799	161.00-171.50	167.23	171.50
900-999	172.00-194.00	185.10	194.00	600-699	162.00-186.50	174.63	186.50
800-899	162.00-198.00	188.88	202.00	500-599	166.00-199.00	178.11	213.00
700-799	170.00-202.50	185.11	208.00	400-499	156.00-202.00	179.06	239.00
600-699	180.00-204.00	192.87	210.00	300-399	160.00-195.00	175.15	210.00
500-599	199.00-228.50	215.06	232.00				
400-499	200.00-255.00	229.55	258.00				
399-	194.00-278.00	234.29	278.00				

Calves sold actively at steady prices. Yearlings have not sold at time of reporting.

Today at **Keady Livestock Market- 736** stockers – Yard & Grass Yearling Sale

Steers	Price Range	Average	Top	Heifers	Price Range	Average	Top
1000+	188.50-207.00	195.70	207.00	900+	134.00-169.00	165.36	169.00
900-999	200.75-202.25	201.39	206.75				
800-899	185.00-191.00	187.38	191.00				
700-799	160.00-205.75	176.00	205.75				

A good offering of top quality yearling cattle sold on active trade with prices 2-3 higher.

Ontario auction sales on **Thursday** saw weighted prices for:

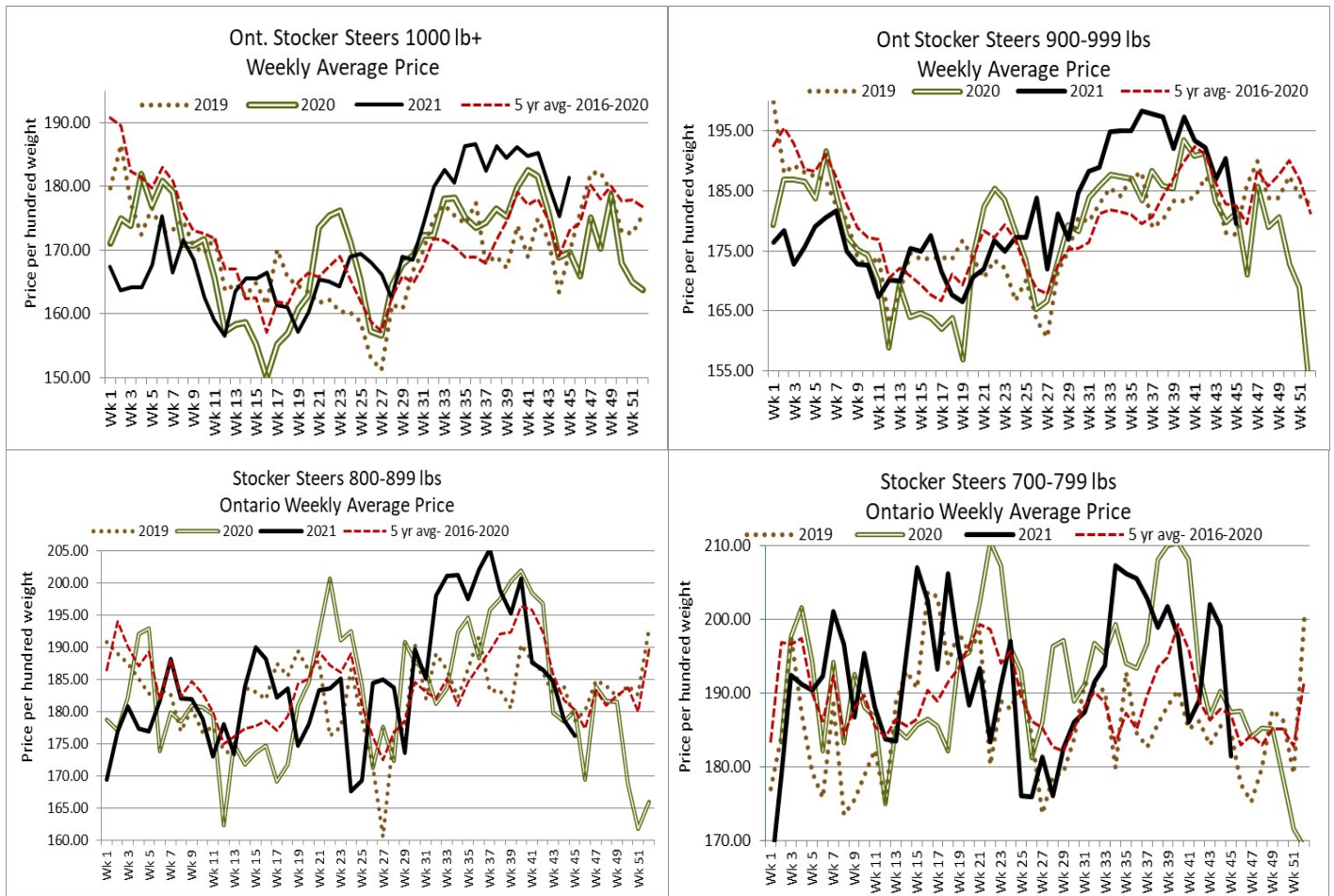
	Volume	Price Range	Average	Top
Large & Medium Frame Fed Steers 1250 lbs +	42	102.51-161.99	144.01	166.50
Large & Medium Frame Fed Heifers 1000 lbs +	53	143.53-158.56	154.04	169.50
Fed Steers, Dairy & Dairy Cross 1250 lbs +	24	110.50-137.50	129.69	137.50
Cows	638	54.35-73.73	62.19	132.00
Bulls - all weights	26	70.77-89.73	78.83	101.00
Veal over 600 lbs	110	132.18-166.05	148.55	230.00

To check out individual auction market results on the Ontario Beef website go to <https://www.ontariobeef.com/markets/market-reports.aspx>

Stocker sale at **Ontario Livestock Exchange: November 11, 2021 – 230** Stockers

Steers	Price Range	Average	Top	Heifers	Price Range	Average	Top
800-899	135.00-167.00	158.65	167.00	900+	90.00-138.00	108.75	140.00
700-799	162.00-186.50	177.95	186.50				
600-699	110.00-177.50	163.57	177.50				
500-599	75.00-185.00	135.77	217.50				
400-499	165.00-222.50	199.06	222.50				
399-	120.00-265.00	176.00	265.00				

A light run of stockers sold actively at steady prices.



Stocker sale at Ontario Stockyards Inc, November 11, 2021- 880 stockers

Steers	Price Range	Average	Top	Heifers	Price Range	Average	Top
1000+	130.00-161.00	150.60	177.00	900+	117.50-158.00	146.09	158.00
900-999	130.00-186.00	162.57	186.00	800-899	140.00-157.00	150.91	157.00
800-899	162.00-180.00	173.87	180.00	700-799	141.00-179.00	162.33	179.00
700-799	165.00-193.00	177.82	198.00	600-699	159.00-181.00	170.34	181.00
600-699	170.00-210.00	191.85	226.00	500-599	165.00-197.00	182.27	197.00
500-599	162.50-236.50	202.56	259.25	400-499	187.50-214.00	202.09	227.00
400-499	215.00-251.00	233.45	282.50	300-399	190.00-240.00	227.04	240.00
399-	200.00-280.00	244.67	280.00	299-	160.00-180.00	170.00	180.00

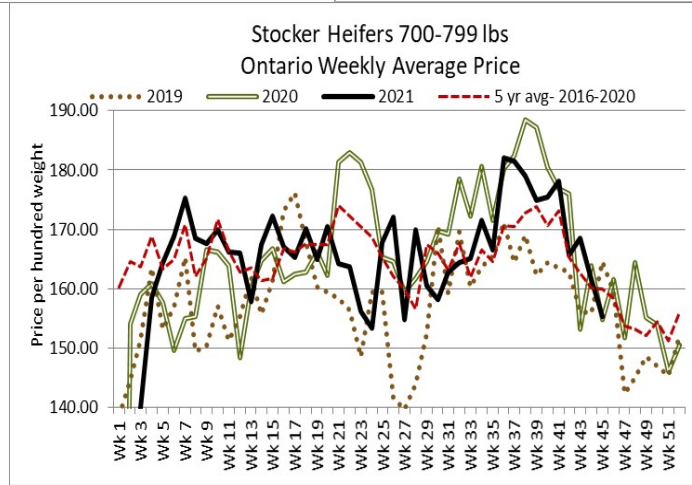
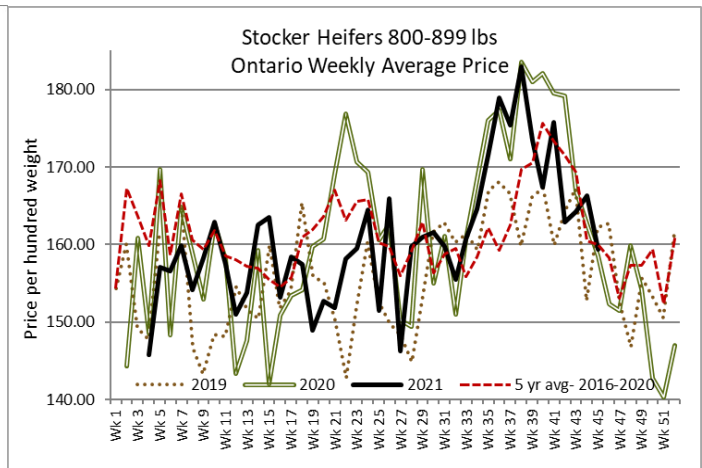
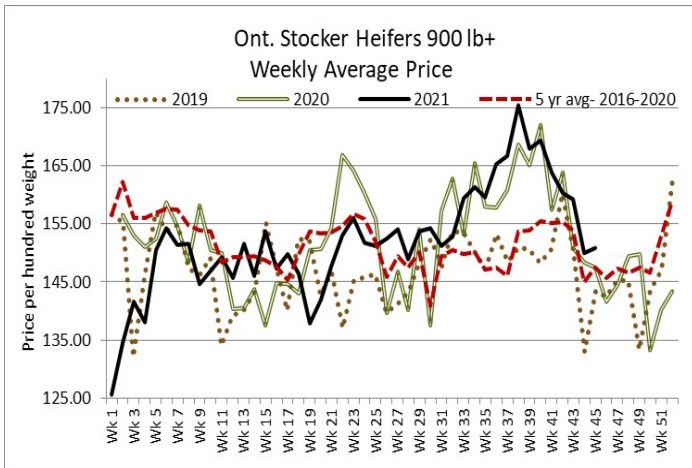
Calves sold on a strong, steady market.

Stocker sale at Ottawa Livestock Exchange: November 11, 2021 – 98 Stockers

Steers	Price Range	Average	Top	Heifers	Price Range	Average	Top
700-799	150.00-188.00	177.50	188.00	600-699	140.00-174.00	163.43	174.00
600-699	150.00-182.00	172.33	208.00	500-599	132.00-196.00	174.31	196.00
500-599	140.00-214.00	182.40	226.00	400-499	138.00-192.00	172.89	192.00
400-499	178.00-234.00	218.22	234.00				
399-	218.00-254.00	236.00	254.00				

U.S. BOXED BEEF CUT-OUT VALUES (U.S. funds)

	Choice 600-900	Select 600-900
Cutout Values (noon estimate):	285.18	269.37
Change (from yesterday's close):	+0.04	+2.08
Current Five Day Average:	287.33	268.13



QUEBEC ELECTRONIC AUCTION MARKET (F.O.B. THE FEEDLOT)

	Price	Change from Last Week
For the week ending November 11, 2021	\$265.75-\$267.00	+0.00

ALBERTA DIRECT TRADE

Alberta's direct trade was light on Wednesday and Thursday with Canfax reporting sales from \$260.00-\$263.00 delivered on a dressed basis. Canfax notes trade as: "Mostly steady with bids and sales seen last week. Live sales were reported just over 154.00 FOB the feedlot. Most of the cattle that traded this week were being scheduled for the week of December 6th delivery."

Steers	Live FOB	N/T	Rail - FOB	259.50-261.50
Heifers	Live FOB	254.75	Rail - FOB	258.50-260.50

U.S. TRADE (U.S. funds)

The U.S. cash cattle trade this week was fairly quiet until Wednesday where light to moderate trade took place in all feeding states. Trade in the south ranged from \$128.00-\$132.00 live, mostly \$131.00-\$132.00, up \$2.00-\$3.00 cwt from the previous week. Deals in the north ranged from \$204.00-\$209.00 dressed, mainly \$206.00-\$207.00 up around \$3.00-\$4.00 cwt with live trade noted from \$131.00-\$132.00. Thursday a few scattered deals were noted from \$131.00 live in the south which is steady, and \$206.00-\$207.00 dressed in the north with a few from \$131.00-\$133.00 live, steady to \$1.00 stronger than Wednesday's higher market. Today a couple of deals in the south were steady at \$132.00 live while the rest of the country was quiet. It appears that business for the week has been completed.

Choice and Select Steers and Heifers:	Live	128.00-133.50
	Rail	204.00-209.00

CHICAGO MERCANTILE EXCHANGE

Closing quotes on futures today were as follows:

Live Cattle			Feeder Cattle			Corn		Soybeans			Canadian \$			
Dec	132.12	+0.25	Nov	156.25	-1.07	Dec	5.772	+7.6	Jan	12.340	+21.6	Spot	79.66	+0.17
Feb	136.10	-0.30	Jan	157.72	-1.35	Mar	5.850	+7.0	Mar	12.442	+22.6	Dec	79.66	+0.17
Apr	139.90	-0.35	Mar	159.17	-1.27	May	5.886	+6.4	May	12.562	+23.0	Mar	79.66	+0.17
Jun	135.52	-0.10	Apr	161.77	-1.17	Jul	5.886	+5.4	Jul	12.654	+22.6	Jun	79.56	+0.18
Aug	134.55	-0.25	May	163.47	-1.12	Sep	5.604	+2.4	Aug	12.726	+23.0	Sep	79.41	+0.17
Oct	137.00	-0.27	Aug	171.90	-1.02	Dec	5.484	+2.2	Sep	12.690	+21.4	Dec	79.28	+0.17

Beef Farmers of Ontario, 130 Malcolm Road, Guelph, ON N1K 1B1 Phone: (519) 824-0334 Fax: (519) 824-9161 or email: markets@ontariobeef.com

ONTARIO STOCKER & FEEDER TRADE SPECIAL FALL SALES

Nov 13	11:00 am	Denfield Livestock Exchange	Bred Cow Sale
Nov 13	1:00 pm	Maple Hill Auctions Ltd	Commercial Bred Heifer Sale
Nov 16	11:00 am	Ontario Stockyards Inc	Special All Vaccinated Stocker Sale
Nov 17	10:00 am	Kawartha Lakes Community Sale Barn	Peterborough/Victoria Counties Special Stocker Sale
Nov 19	9:00 am	Keady Livestock Market	Special Calf Sale
Nov 20	11:00 am	Denfield Livestock Exchange	Vaccinated Calves & Yearlings
Nov 20	12:00 pm	Ontario Stockyards Inc	Bred Cow Sale
Nov 20	1:00 pm	Maple Hill Auctions Ltd	Ontario Shorthorn Sale
Nov 24	1:00 pm	Vankleek Hill Livestock Exchange	Fall Stocker Sale
Nov 24	7:00 pm	Brussels Livestock	Bred Cow Sale
Nov 24	7:00 pm	Kawartha Lakes Community Sale Barn	Bred Cow Sale
Nov 26	11:00 am	Community Livestock Exchange	Quinte Cattlemen's Fall Stocker Sale
Nov 26	5:00 pm	Keady Livestock Market	Special Bred Cows & Heifer Sale
Nov 27	1:00 pm	Maple Hill Auctions Ltd	Angus Dispersal Sale