



## Daily Market Information Report – Monday, November 15, 2021

The following information is collected from various sources and disseminated by Beef Farmers of Ontario.

### ONTARIO DIRECT TO PACKER RAILGRADE CATTLE TRADE

Prices are on a carcass weight basis before grade and weight discounts. (Prices regardless of delivery date).

<b>A Grade Steers</b>	270.00
<b>A Grade Heifers</b>	269.00

### ONTARIO LIVE CATTLE TRADE

Today at **Ontario Stockyards Inc.:** 40 veal

	Price Range	Top
<b>Veal 600 lbs +</b>	122.00-156.00	166.00

Veal sold on a sharply stronger market. *Nov 16th @ 11:00 am- Special All Vaccinated Stocker Sale! Nov 20th @ 12:00 noon- Bred Cow Sale!*

At **Kawartha Lakes Community Sale Barn: November 13, 2021 – 173 cows, 11 bulls, 42 veal, 26 stockers, 11 Fed Cattle**

	Price Range	Avg.	Top
<b>Cows</b>	54.00-98.00	64.31	128.00
<b>Bulls over 1600 lbs</b>	87.00-104.50	92.32	104.50
<b>Veal 600 lbs plus</b>	113.00-133.00	122.56	133.00
<b>Veal 125 lbs &amp; under</b>	60.00-230.00	124.76	230.00

Veal and cows traded on a steady market. *Nov 17th @ 10:00 am- Peterborough Cattlemen & Victoria Beef Farms Special Fall Stocker Sale! Nov 24th @ 7:00 pm- Bred Cow Sale!*

### ONTARIO STOCKER & FEEDER TRADE

Stocker sale at **Brussels Livestock: November 12, 2021 – 1,294 Stockers**

<b>Steers</b>	<b>Price Range</b>	<b>Average</b>	<b>Top</b>	<b>Heifers</b>	<b>Price Range</b>	<b>Average</b>	<b>Top</b>
<b>1000+</b>	173.50-191.25	184.49	193.00	<b>900+</b>	149.50-175.00	161.02	176.75
<b>900-999</b>	185.50-195.50	191.58	196.00	<b>800-899</b>	176.50-188.75	183.48	188.75
<b>800-899</b>	164.00-206.50	195.81	206.50	<b>700-799</b>	163.00-182.50	171.31	182.50
<b>700-799</b>	171.00-202.50	186.86	208.00	<b>600-699</b>	159.00-186.50	173.23	186.50
<b>600-699</b>	186.00-209.00	194.68	210.00	<b>500-599</b>	166.00-198.00	176.64	213.00
<b>500-599</b>	198.50-228.50	214.43	232.00	<b>400-499</b>	161.00-205.00	181.30	239.00
<b>400-499</b>	200.00-255.00	229.55	258.00	<b>300-399</b>	150.00-195.00	171.80	210.00
<b>300-399</b>	130.00-268.00	221.68	278.00				

Calves sold steady at active prices. Yearlings sold steady. *Nov 24th @ 7:00 pm- Bred Cow Sale.*

### ONTARIO STOCKER & FEEDER TRADE SPECIAL FALL SALE

Stocker sale at **Keady Livestock Market, November 12, 2021, 2021- 736 stockers- special calf sale**

<b>Steers</b>	<b>Price Range</b>	<b>Average</b>	<b>Top</b>	<b>Heifers</b>	<b>Price Range</b>	<b>Average</b>	<b>Top</b>
<b>1000+</b>	188.50-207.00	195.70	207.00	<b>900+</b>	134.00-169.00	165.36	169.00
<b>900-999</b>	200.75-202.25	201.39	206.75				
<b>800-899</b>	185.00-191.00	187.38	191.00				
<b>700-799</b>	160.00-205.75	176.00	205.75				

A good offering of top-quality yearling cattle sold on active trade with prices 2-3 higher. *Nov 19th @ 9:00 am- Special Calf Sale! Nov 26th & Dec 3rd- Special Bred Cow & Heifer Sale!*

**CATTLE EXPORTS-ONTARIO – Updates not available**

**Week ending Oct 23, 2021**

**Week ending Oct 16, 2021**

**Year to Date**

**Total live slaughter cattle  
exported from Ontario to the U.S.  
Steers & Heifers & Cows  
Bulls**

**2,184**

**1,935**

**2021**

**91,236**

**2,082**

**1,855**

**85,066**

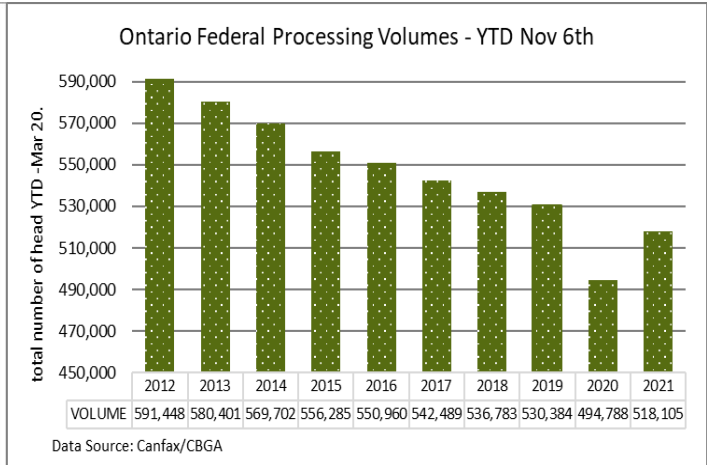
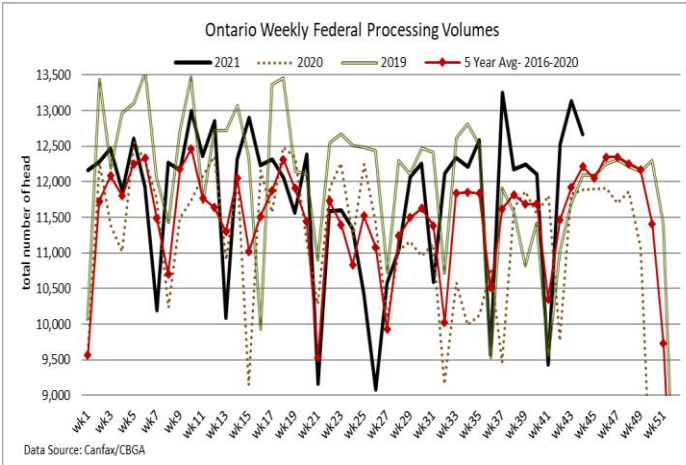
**102**

**80**

**6,170**

**FEDERALLY INSPECTED CANADIAN PROCESSING**

	Week Ending Nov 6, 2021	# of hd change from week ago	YTD	% Change (Week Ago)	% Change (Year Ago)
<b>Grand Total</b>	<b>72,004</b>	<b>+4,300</b>	<b>2,793,607</b>	<b>+6%</b>	<b>+10%</b>
<b>Western Slaughter</b>	<b>57,937</b>	<b>+4,797</b>	<b>2,214,570</b>	<b>+9%</b>	<b>+11%</b>
<b>Eastern Slaughter</b>	<b>14,067</b>	<b>-497</b>	<b>579,037</b>	<b>-3%</b>	<b>+5%</b>



**AVERAGE CARCASS WEIGHTS – CANADA**

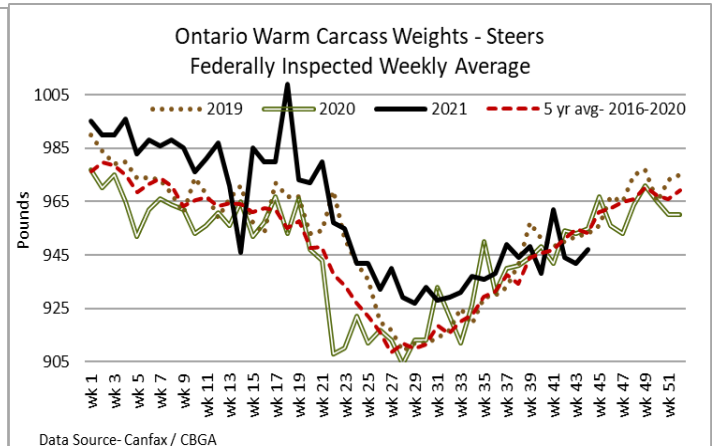
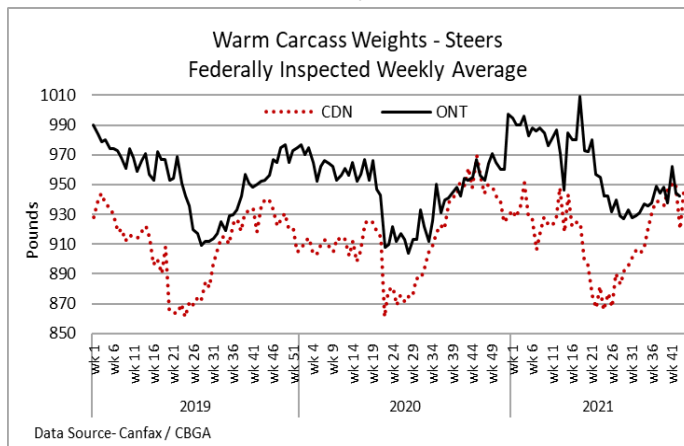
**Nov 6, 2021**  
**Oct 30, 2021**  
**Oct 31, 2020**

**Steers**

**946**  
**949**  
**948**

**Heifers**

**843**  
**845**  
**861**



**USDA ESTIMATED CATTLE PROCESSING VOLUME**

	Week Ending Nov 13, 2021	Previous Week	Year Ago
<b>Grand Total</b>	<b>655,000</b>	<b>650,000</b>	<b>657,000</b>

### U.S. BOXED BEEF CUT-OUT VALUES (U.S. funds)

	Choice 600-900	Select 600-900
Cutout Values (noon estimate):	282.90	268.61
Change (from yesterday's close):	-1.40	-0.92
Current Five Day Average:	286.28	268.53

### U.S. TRADE (U.S. funds)

The U.S. cash cattle trade saw the majority of activity develop on Wednesday last week followed by light trade on Thursday and Friday. Live cattle ranged in price from \$125.00-\$133.50. Live steers averaged \$131.47 and live heifers averaged \$131.59, up roughly \$2.00-\$3.00 from the week before. Dressed deals ranged from \$204.00-\$212.00, with steers averaging \$206.58 dressed, and heifers averaging \$207.05 dressed, up about \$4.00-\$5.00 from the week before.

Today the market was quiet as both sides took inventory and new show lists were distributed. Canfax reports that this week's offering is smaller in volume than last week's with a large decrease in the south. Bids and asking prices have not been established and active trade is not expected to develop before Wednesday.

Choice and Select Steers and Heifers:	Live	N/T
	Rail	N/T

### CHICAGO MERCANTILE EXCHANGE

Closing quotes on futures **today** were as follows:

Live Cattle		Feeder Cattle		Corn		Soybeans		Canadian \$	
Dec	131.77 -0.35	Nov	155.92 -0.32	Dec	5.764 -0.6	Jan	12.572 +13.0	Spot	79.92 +0.26
Feb	136.32 +0.22	Jan	158.47 +0.75	Mar	5.840 -1.0	Mar	12.686 +12.4	Dec	79.92 +0.26
Apr	139.97 +0.07	Mar	159.87 +0.70	May	5.884 -0.2	May	12.774 +12.0	Mar	79.92 +0.26
Jun	135.37 -0.15	Apr	162.32 +0.55	Jul	5.892 +0.4	Jul	12.842 +11.4	Jun	79.82 +0.26
Aug	134.42 -0.12	May	164.00 +0.52	Sep	5.624 +2.0	Aug	12.802 +11.2	Sep	79.67 +0.25
Oct	136.82 -0.17	Aug	172.52 +0.62	Dec	5.512 +2.6	Sep	12.612 +10.6	Dec	79.52 +0.24

Beef Farmers of Ontario, 130 Malcolm Road, Guelph, ON N1K 1B1 Phone: (519) 824-0334 Fax: (519) 824-9101 or email: [markets@ontariobeef.com](mailto:markets@ontariobeef.com)