



Daily Market Information Report – Monday, January 17, 2022

The following information is collected from various sources and disseminated by Beef Farmers of Ontario.

ONTARIO DIRECT TO PACKER RAILGRADE CATTLE TRADE

Prices are on a carcass weight basis before grade and weight discounts. (Prices regardless of delivery date).

A Grade Steers No new trade reported today. One federal packer not bidding.

A Grade Heifers No new trade reported today. One federal packer not bidding.

Today at **Ontario Stockyards Inc:** Due to severe adverse weather there were not enough veal calves to establish a market.

	Price Range	Top
Veal 600 lbs +	N/T	

At **Kawartha Lakes Community Sale Barn: January 15, 2022 – 184 cows, 8 bulls, 49 veal, 14 stockers, 3 Fed Cattle**

	Price Range	Avg.	Top
Cows	54.00-90.00	64.96	119.00
Bulls over 1600 lbs	87.00-116.00	91.18	116.00
Veal 600 lbs plus	123.00-143.00	129.90	143.00
Veal 125 lbs or less	70.00-150.00	105.24	265.00

All classes of cattle sold on a steady note! *Wednesday February 9th @ 10:00 am- Peterborough & Victoria Counties Special Stocker Sale!*

ONTARIO STOCKER & FEEDER TRADE

Stocker sale at **Brussels Livestock: January 14, 2022 – 1,113 Stockers**

Steers	Price Range	Average	Top	Heifers	Price Range	Average	Top
1000+	177.00-204.75	190.30	207.00	900+	173.00-196.25	185.08	196.25
900-999	184.25-206.75	198.22	209.00	800-899	162.50-197.00	179.85	197.00
800-899	183.25-203.50	194.17	206.00	700-799	170.00-195.50	178.10	195.50
700-799	205.00-219.00	212.67	222.00	600-699	156.00-193.00	180.38	193.00
600-699	181.00-226.00	210.85	233.00	500-599	171.00-192.50	183.07	197.00
500-599	215.00-256.00	241.73	268.00	400-499	144.00-214.00	181.77	228.00
400-499	190.00-231.00	213.77	270.00	300-399	152.50-213.00	202.92	213.00
399-	142.50-247.50	207.50	247.50				

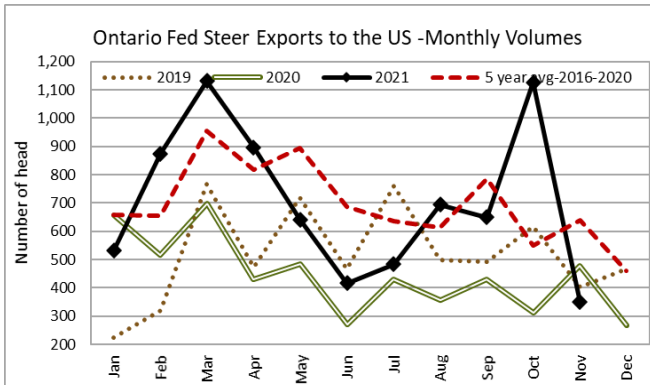
Calves sold on a fully steady market. Yearling steers sold on a slightly easier market to last week's high prices while yearling heifers sold fully steady.

CATTLE EXPORTS-ONTARIO

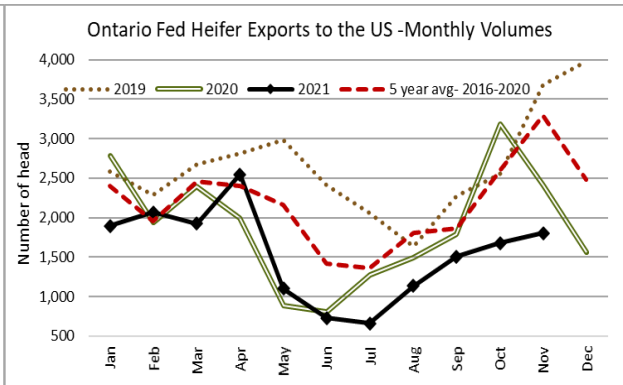
	Week ending Dec 25, 2021	Week ending Dec 25, 2021	Year to Date 2021
Total live slaughter cattle exported from Ontario to the U.S.	1,665	2,156	114,502
Steers & Heifers & Cows	1,515	2,079	107,017
Bulls	150	77	7,485

FEDERALLY INSPECTED CANADIAN PROCESSING

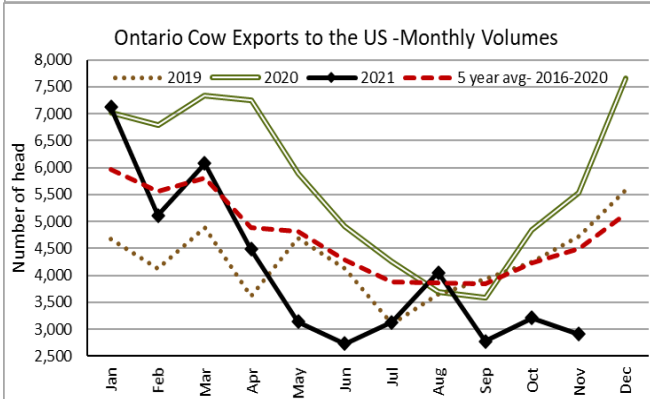
	Week Ending Jan 8, 2022	# of hd change from week ago	YTD	% Change (Week Ago)	% Change (Year Ago)
Grand Total	56,977	+11,359	56,977	+25%	-10%
Western Slaughter	44,540	+6,702	44,540	+18%	-11%
Eastern Slaughter	12,437	+4,657	12,437	+60%	-7%



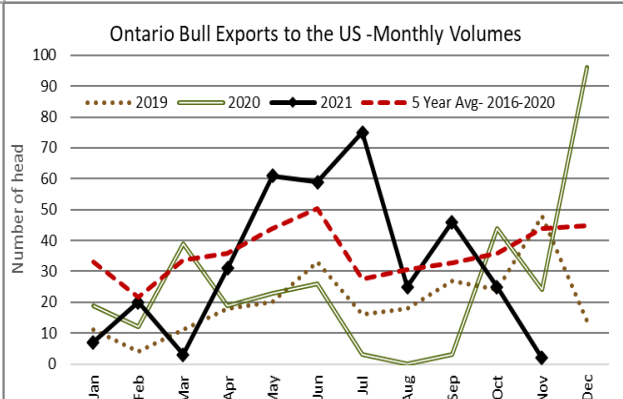
Source: Statistics Canada & Canfax



Source: Statistics Canada & Canfax



Source: Statistics Canada & Canfax



Source: Statistics Canada & Canfax

AVERAGE CARCASS WEIGHTS – CANADA

	Steers	Heifers
Jan 8, 2022	934	845
Jan 1, 2022	938	836
Jan 9, 2021	933	854

USDA ESTIMATED CATTLE PROCESSING VOLUME

	Week Ending Jan 15, 2022	Previous Week	Year Ago
Grand Total	621,000	620,000	652,000

USDA ESTIMATED CATTLE PROCESSING VOLUME

	Week Ending Jan 10, 2022	Previous Week	Year Ago
Grand Total	620,000	537,000	652,000

U.S. TRADE (U.S. funds)

The U.S. cash cattle trade last week took place mainly Tuesday and Wednesday with just some clean up deals on Thursday and Friday. Business in the south ranged from \$134.00-\$137.00 live, majority from \$136.00-\$137.00 about steady to \$2.00 lower than the previous week. In the north trade ranged from \$217.00-\$220.00 dressed, most at \$218.00 down \$2.00. Final results will be available Tuesday.

Today, the market is quiet in observation of the Martin Luther King Jr Day.

Choice and Select Steers and Heifers:	Live	134.00-137.00
	Rail	217.00-220.00

CHICAGO MERCANTILE EXCHANGE Is closed today in observation of Martin Luther King Jr Day.