



Daily Market Information Report – Monday, January 24, 2022

The following information is collected from various sources and disseminated by Beef Farmers of Ontario.

ONTARIO DIRECT TO PACKER RAILGRADE CATTLE TRADE

Prices are on a carcass weight basis before grade and weight discounts. (Prices regardless of delivery date).

A Grade Steers	290.00 delivery the week of January 31 st
A Grade Heifers	289.00-290.00 delivery the week of January 31 st

Today at **Ontario Stockyards Inc:** 25 veal

	Price Range	Top
Veal 600 lbs +	133.00-155.00	165.00

Veal sold on a steady market.

At **Kawartha Lakes Community Sale Barn: January 22, 2022 – 141 cows, 4 bulls, 24 veal, 32 stockers, 7 Fed Cattle**

	Price Range	Avg.	Top
Fed steers, large & Medium Frame 1250 lbs +	166.00-175.00	172.00	175.00
Cows	64.00-90.00	73.21	93.50
Bulls over 1600 lbs	89.00-99.50	94.12	99.50
Veal 600 lbs plus	124.00-150.00	130.93	150.00
Veal 125 lbs or less	58.82-240.00	149.30	240.00

Veal sold on a steady market while cows sold actively at higher prices! *Wednesday February 9th @ 10:00 am- Peterborough & Victoria Counties Special Stocker Sale!*

ONTARIO STOCKER & FEEDER TRADE

Stocker sale at **Brussels Livestock: January 21, 2022 – 465** Stockers

Steers	Price Range	Average	Top	Heifers	Price Range	Average	Top
1000+	175.50-201.75	189.98	203.75	900+	172.50-191.00	182.62	194.50
900-999	178.00-206.75	199.48	206.75	800-899	182.00-199.75	196.88	199.75
800-899	187.00-201.50	195.82	201.50	600-699	138.00-185.00	164.82	203.00
700-799	191.00-210.75	203.57	210.75	500-599	105.00-210.00	161.35	210.00
600-699	150.00-232.00	202.18	232.00	400-499	160.00-182.50	174.12	207.00
500-599	210.00-257.00	230.73	257.00				
400-499	170.00-242.50	220.50	242.50				

Calves and yearlings sold steady.

ONTARIO STOCKER & FEEDER TRADE SPECIAL STOCKER SALE

Stocker sale at **Community Livestock Exchange: January 21, 2022 – 942** Stockers

Steers	Price Range	Average	Top	Heifers	Price Range	Average	Top
1000+	183.49-190.99	186.89	190.99	900+	118.99-185.00	164.10	185.00
900-999	114.99-198.99	188.79	198.99	800-899	120.99-187.00	179.60	189.00
800-899	169.99-204.00	195.99	204.00	700-799	152.49-190.99	181.69	190.99
700-799	157.49-225.00	211.50	225.00	600-699	139.99-197.99	181.89	197.99
600-699	155.00-237.00	220.19	237.00	500-599	119.99-222.00	187.70	222.00
500-599	160.00-264.00	231.40	264.00	400-499	131.00-237.99	179.60	237.99
400-499	200.00-277.99	251.60	277.99				

Quinte Cattlemen's All Vaccinated Stocker Sale- There was a very strong offering of 942 cattle consisting of 551 steers and 391 heifers. Demand was strong and sustained with steer prices above Ontario averages through to 8-weights, but below for 9 and 10-weights while heifer prices mirrored Ontario averages generally. There were 28 purchasing buyers and 56 consignors.

CATTLE EXPORTS-ONTARIO

Week ending Jan 8, 2022

Week ending Jan 1, 2022

**Year to Date
2022**

Total live slaughter cattle
exported from Ontario to the U.S.
Steers & Heifers & Cows
Bulls

2,076

1,665

2,076

2,019

1,515

2,019

57

150

57

FEDERALLY INSPECTED CANADIAN PROCESSING

**Week Ending
Jan 15, 2022**

**# of hd change from
week ago**

YTD

**% Change
(Week Ago)**

**% Change
(Year Ago)**

Grand Total
Western Slaughter
Eastern Slaughter

55,869

-1,108

112,846

-2%

-8%

43,540

-1,000

88,080

-2%

-8%

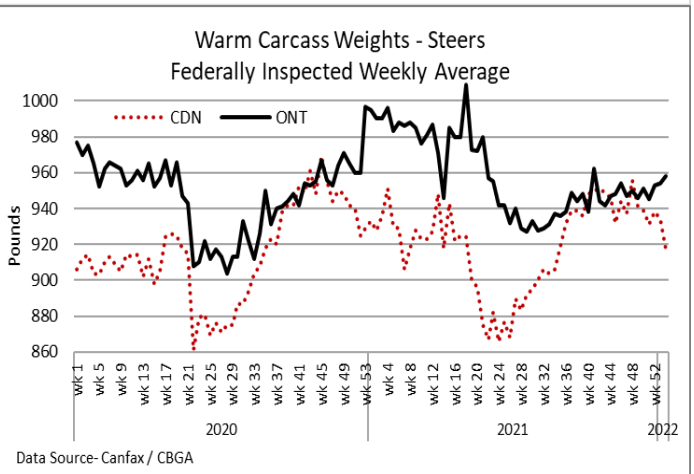
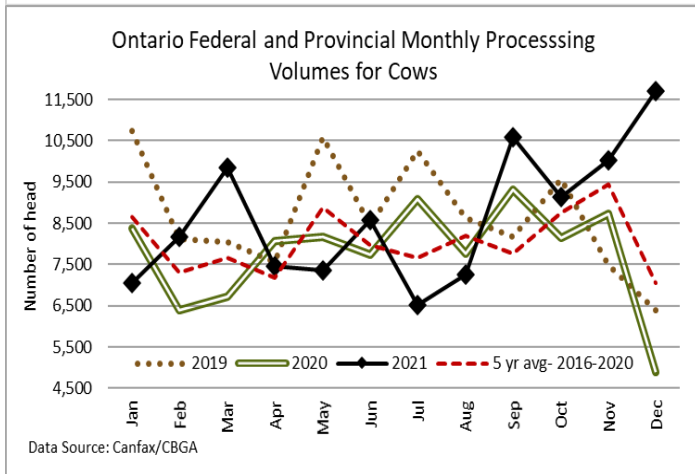
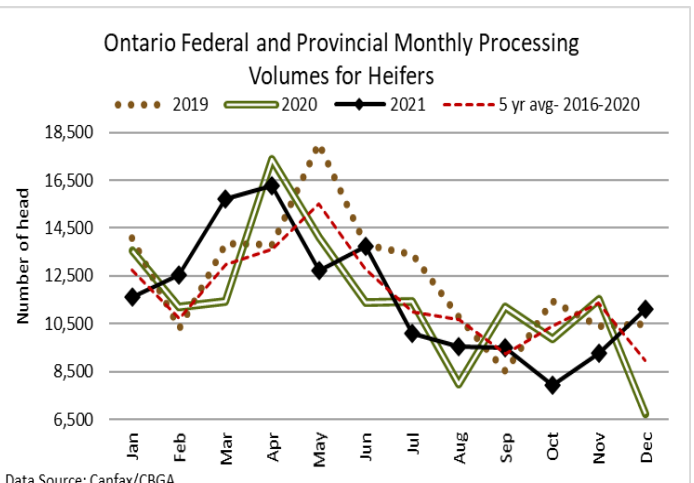
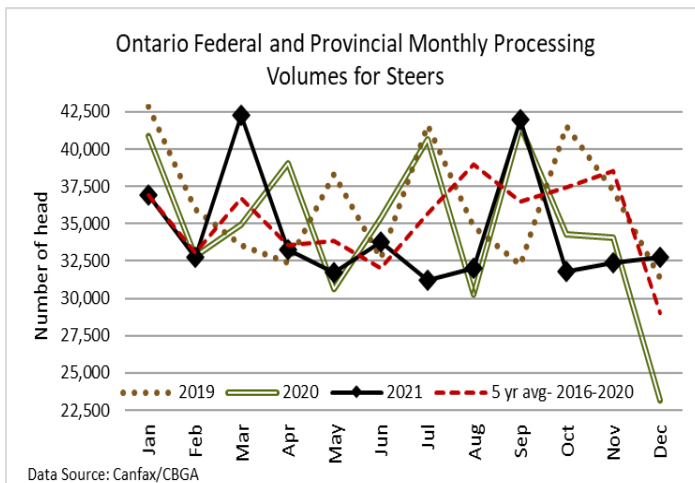
12,329

-108

24,766

-1%

-9%



AVERAGE CARCASS WEIGHTS – CANADA

	Steers	Heifers
Jan 15, 2022	917	831
Jan 8, 2022	934	845
Jan 16, 2021	928	865

USDA ESTIMATED CATTLE PROCESSING VOLUME

	Week Ending Jan 24, 2022	Previous Week	Year Ago
Grand Total	636,000	618,000	662,000

U.S. BOXED BEEF CUT-OUT VALUES (U.S. funds)

	Choice 600-900	Select 600-900
Cutout Values (noon estimate):	292.76	284.02
Change (from yesterday's close):	+0.35	+1.69
Current Five Day Average:	290.87	280.08

U.S. TRADE (U.S. funds)

The U.S. cash cattle trade last week saw live prices in the south from \$135.50-\$138.00, mainly \$137.00 up \$1.00 from last week's southern deals. In the north cattle sold from \$217.00-\$218.00 dressed, most \$218.00 with some live trade from \$137.00-\$140.00 which is fully steady to last week. Overall prices reported by the USDA Mandatory Price report saw live steers average \$137.50 up \$0.89 and heifers, \$137.12 up \$0.63. On the rail steers averaged \$217.92 down \$0.07 with heifers averaging \$217.99 fully steady.

Today the market was quiet as both sides took inventory and new show lists were distributed. This week's offering is reported as higher in Kansas and lower in volume in all other feeding states. Friday's Cattle On Feed Report was higher than anticipated with on feed numbers up 1%, but placements were up 6% and marketing's steady to slightly higher. The larger than expected placement numbers has put downward pressure on the cattle futures today. With reduced processing volumes due to omicron, cattle are starting to back up and also get a little heavier, just when ready supplies were expected to be getting tight.

Choice and Select Steers and Heifers:	Live	135.50-140.00
	Rail	217.00-218.00

CHICAGO MERCANTILE EXCHANGE

Closing quotes on futures today were as follows:

Live Cattle			Feeder Cattle			Corn			Soybeans			Canadian \$		
\$/cwt US			\$/cwt US			\$/bu US			¢/bu					
Feb	136.32	-1.60	Jan	158.47	-1.80	Mar	6.210	+4.6	Mar	14.030	-11.2	Spot	79.06	-0.46
Apr	140.07	-2.02	Mar	161.25	-2.05	May	6.174	+3.4	May	14.110	-12.0	Mar	79.05	-0.46
Jun	135.57	-1.72	Apr	166.37	-1.75	Jul	6.106	+2.2	Jul	14.140	-13.2	Jun	79.00	-0.46
Aug	135.25	-1.32	May	170.32	-1.60	Sep	5.802	+1.6	Aug	13.886	-11.4	Sep	78.90	-0.46
Oct	140.47	-0.87	Aug	180.25	-1.15	Dec	5.674	+2.2	Sep	13.332	-10.6	Dec	78.80	-0.47
Dec	144.70	-0.42	Sep	181.70	-1.05	Mar	5.750	+2.0	Nov	13.074	-8.6	Mar	78.72	-0.46

Beef Farmers of Ontario, 130 Malcolm Road, Guelph, ON N1K 1B1 Phone: (519) 824-0334 Fax: (519) 824-9101 or email: markets@ontariobeef.com