



Daily Market Information Report – Monday, March 21, 2022

The following information is collected from various sources and disseminated by Beef Farmers of Ontario.

ONTARIO DIRECT TO PACKER RAILGRADE CATTLE TRADE

Prices are on a carcass weight basis before grade and weight discounts. (Prices regardless of delivery date).

A Grade Steers 290.00
A Grade Heifers 289.00-290.00

Trade took place in the morning with delivery reported in one to two weeks. This afternoon the market was quiet with one federal packer not bidding.

Today at **Ontario Stockyards Inc:** 25 veal

	Price Range	Top
Veal 600 lbs +	112.00-138.00	164.00

Veal sold on an easier market. *Tuesday March 22nd @ 10:00 am- Special All Vaccinated Stocker Sale!*

At **Kawartha Lakes Community Sale Barn: March 19, 2022** – 199 cows, 13 bulls, 51 veal, 51 stockers, 65 Fed Cattle

	Price Range	Avg.	Top
Fed steers, large & medium frame 1250 lbs +	167.00-174.50	172.78	174.50
Cows	86.00-119.00	99.48	127.00
Bulls under 1600 lbs	96.00-110.00	103.35	110.00
Bulls over 1600 lbs	121.00-145.00	131.75	145.00
Veal 600 lbs +	116.00-140.00	125.23	140.00
Veal 125 lbs or less	195.00-340.00	226.00	340.00

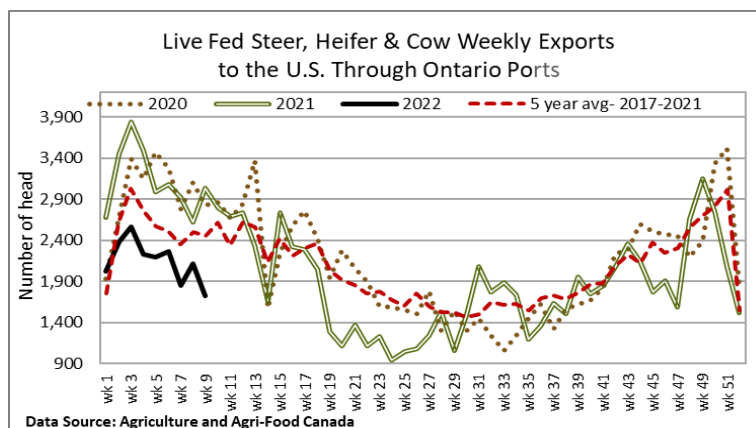
Cows sold actively at higher prices. Veal sold steady with this week's decline. *Wednesday April 20th @ 10:00 am- Special Stocker Sale!*

ONTARIO STOCKER & FEEDER TRADE

Stocker sale at **Brussels Livestock: March 18, 2022** – 936 Stockers

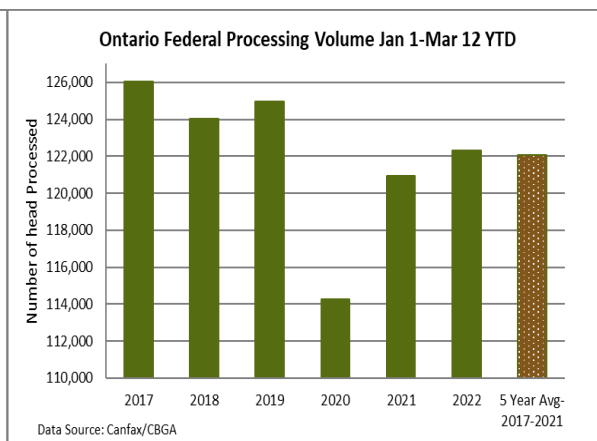
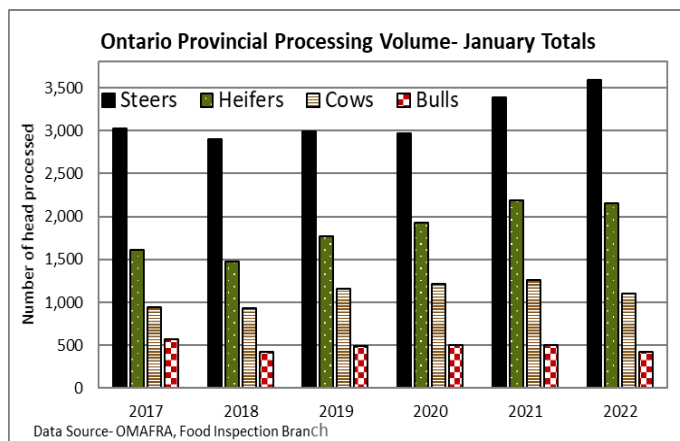
Steers	Price Range	Average	Top	Heifers	Price Range	Average	Top
1000+	170.00-189.00	179.50	199.50	900+	155.00-189.75	168.97	189.75
900-999	179.00-204.50	191.21	204.50	800-899	159.00-192.25	180.33	194.50
800-899	185.00-213.00	202.39	213.00	700-799	170.00-192.50	185.90	192.50
700-799	190.00-222.00	212.24	222.00	600-699	186.50-211.00	205.46	211.00
600-699	157.00-232.75	214.42	232.75	500-599	202.50-243.00	221.13	243.00
500-599	207.50-254.25	243.72	254.25	400-499	222.00-237.00	223.00	250.00
400-499	240.00-265.50	259.14	265.50				

Calves sold at prices \$5.00-\$10.00 cwt higher while yearlings sold on a steady market.



WEEKLY LIVE CATTLE EXPORTS-ONTARIO

	Week ending Mar 5, 2022	Week ending Feb 26, 2022	Year to Date
Total live slaughter cattle exported from Ontario to the U.S.	1,758	2,200	20,149
Steers & Heifers & Cows	1,721	2,117	19,362
Bulls	37	83	787



FEDERALLY INSPECTED CANADIAN PROCESSING

	Week Ending Mar 12, 2022	# of hd change from week ago	YTD	% Change (Week Ago)	% Change (Year Ago)
Grand Total	63,023	-5,242	629,920	-8%	+2%
Western Processing	49,174	-4,769	493,932	-9%	+2%
Eastern Processing	13,849	-473	135,988	-3%	+0%

AVERAGE CARCASS WEIGHTS – CANADA

	Steers	Heifers
Mar 12, 2022	927	846
Mar 5, 2022	924	861
Mar 13, 2021	923	857

USDA ESTIMATED CATTLE PROCESSING VOLUME

	Week Ending March 19, 2022	Previous Week	Year Ago
Grand Total	644,000	644,000	629,000

U.S. BOXED BEEF CUT-OUT VALUES (U.S. funds)

	Choice 600-900	Select 600-900
Cutout Values (noon estimate):	259.42	252.59
Change (from yesterday's close):	+1.29	+1.94
Current Five Day Average:	257.34	250.08

U.S. TRADE (U.S. funds)

The U.S. cash cattle trade was active on Wednesday and Thursday with just some clean up deals reported on Friday. Business in the south was fully steady while the north was up \$1.00-\$2.00 cwt. Sales in the south were mainly \$138.00 live while the north saw prices from \$138.00-\$140.00 live and \$219.00-\$225.00 dressed, mainly \$221.00-\$222.00. Overall average prices for the week posted by the USDA Mandatory Price Report saw live steers averaging \$139.10 up \$0.80 from last week with heifers averaging \$138.48 up \$0.34. On the rail steers averaged \$221.68 up \$1.57 with heifers at \$221.42 up \$1.46. Today the market was very quiet as both sides took inventory. This week's offering is reported to be higher in Kansas and lower in all other feeding states. Bids and asking prices currently undefined.

Choice and Select Steers and Heifers:	Live	N/T
	Rail	N/T

CHICAGO MERCANTILE EXCHANGE

Closing quotes on futures today were as follows:

Live Cattle			Feeder Cattle			Corn			Soybeans			Canadian \$		
\$/cwt US			\$/cwt US			\$/bu US			¢/bu					
Apr	140.05	-0.45	Mar	156.10	-0.90	May	7.562	+14.4	May	16.910	+23.0	Spot	79.39	+0.03
Jun	136.35	-0.72	Apr	161.20	-1.12	Jul	7.282	+15.6	Jul	16.722	+26.4	Jun	79.39	+0.03
Aug	137.27	-0.32	May	165.75	-1.70	Sep	6.816	+17.0	Aug	16.270	+24.6	Sep	79.39	+0.04
Oct	143.97	-0.22	Aug	179.15	-1.55	Dec	6.640	+18.4	Sep	15.422	+22.6	Dec	79.38	+0.04
Dec	149.70	-0.05	Sep	181.82	-1.25	Mar	6.646	+18.2	Nov	14.900	+23.2	Mar	79.39	+0.05
Feb	152.72	+0.07	Oct	183.67	-1.12	May	6.652	+18.0	Jan	14.810	+24.4	Jun	79.40	+0.06

Beef Farmers of Ontario, 130 Malcolm Road, Guelph, ON N1K 1B1 Phone: (519) 824-0334 Fax: (519) 824-9101 or email: markets@ontariobeef.com