



Daily Market Information Report – Monday, April 11, 2022

The following information is collected from various sources and disseminated by Beef Farmers of Ontario.

ONTARIO DIRECT TO PACKER RAILGRADE CATTLE TRADE

Prices are on a carcass weight basis before grade and weight discounts. (Prices regardless of delivery date).

A Grade Steers No new trade reported today. One packer not bidding.
A Grade Heifers No new trade reported today. One packer not bidding.

Today at **Ontario Stockyards Inc:** 18 veal

	Price Range	Top
Veal 600 lbs +	135.00-158.00	160.00

Veal sold steady. *Tuesday April 26th @ 10:00 am- Special All Vaccinated Stocker Sale!*

At **Kawartha Lakes Community Sale Barn: April 9, 2022 – 237 cows, 15 bulls, 31 veal, 29 stockers, 17 Fed Cattle**

	Price Range	Avg.	Top
Cows	84.00-117.50	98.10	125.50
Bulls under 1600 lbs	111.50-139.00	120.99	139.00
Bulls over 1600 lbs	118.00-148.00	131.11	148.00
Veal 600 lbs +	127.00-144.00	133.81	144.00
Veal 125 lbs or less	160.00-500.00	262.55	500.00

All classes of cattle sold steady. *Wednesday April 20th @ 10:00 am- Special Stocker Sale!*

ONTARIO STOCKER & FEEDER TRADE

Stocker sale at **Brussels Livestock: April 8, 2022 – 1,280 Stockers**

Steers	Price Range	Average	Top	Heifers	Price Range	Average	Top
1000+	171.00-196.00	182.97	200.50	900+	149.00-179.75	164.63	188.00
900-999	179.00-201.25	172.72	201.25	800-899	161.00-195.50	177.73	196.00
800-899	182.00-201.00	183.23	201.00	700-799	175.00-198.25	186.37	198.25
700-799	188.00-220.00	204.39	230.00	600-699	174.00-200.00	183.49	205.50
600-699	194.50-236.00	219.26	250.00	500-599	157.50-191.00	179.09	205.00
500-599	202.00-260.00	222.02	261.00	400-499	183.00-229.00	207.25	230.00
400-499	221.00-240.00	230.11	250.00				

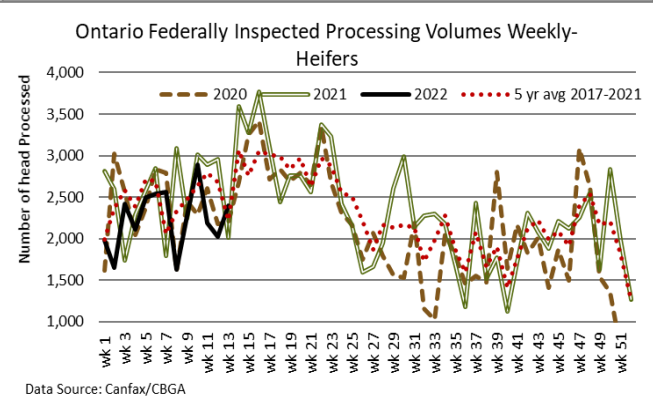
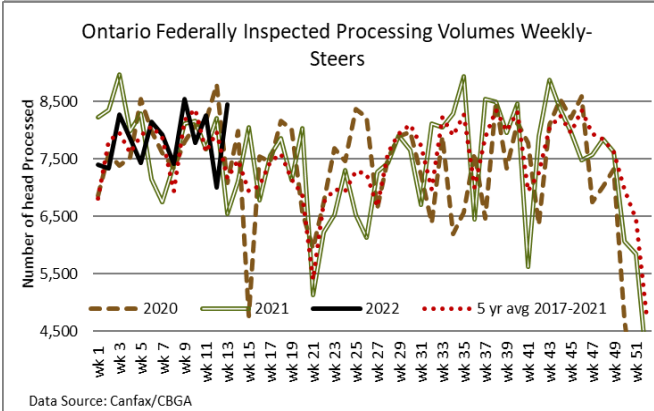
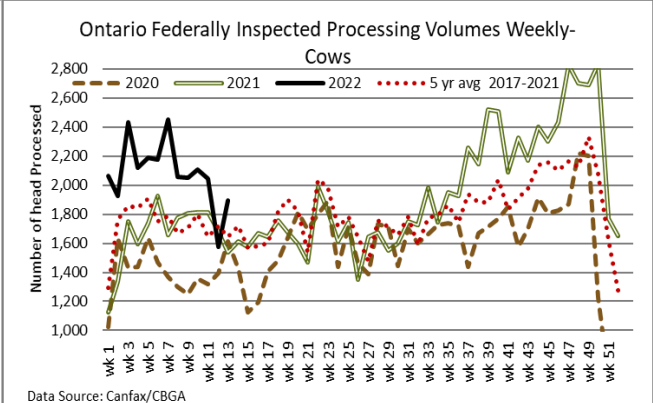
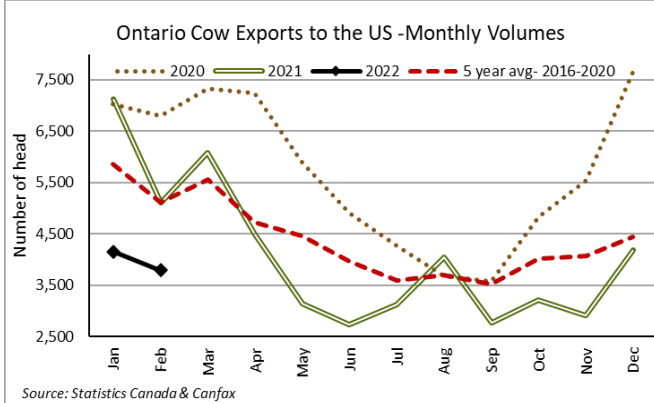
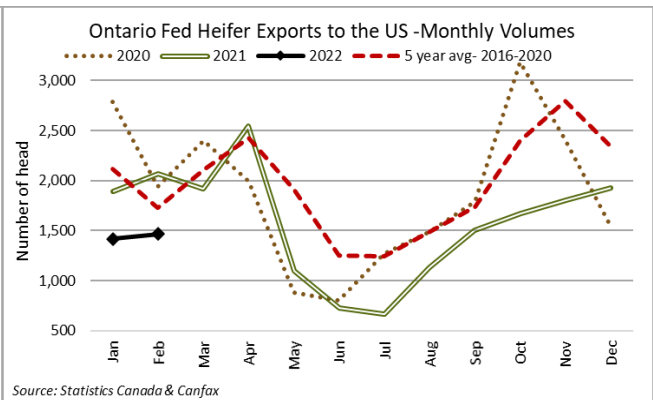
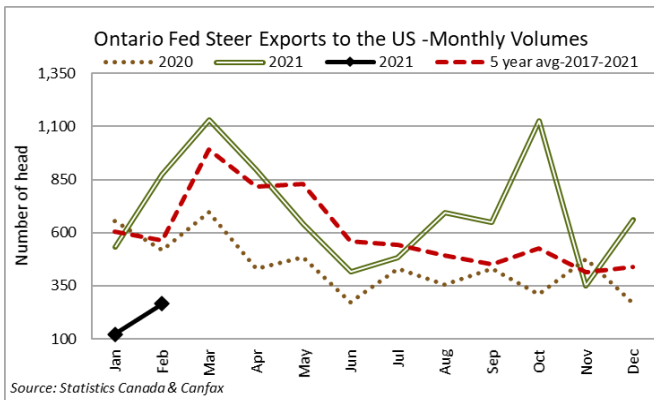
Calves sold fully steady while yearlings traded actively at prices \$2.00-\$5.00 cwt higher.

ONTARIO STOCKER & FEEDER TRADE SPECIAL SPRING SALES

Stocker sale at **Denfield Livestock Exchange: April 9, 2022 – 510 Stockers**

Steers	Price Range	Average	Top	Heifers	Price Range	Average	Top
1000+	169.00-175.00	171.72	178.00	900+	156.00-167.00	159.00	167.00
900-999	183.00-197.50	189.20	199.00	800-899	166.00-182.00	173.06	200.00
800-899	185.00-197.00	191.33	212.00	700-799	186.50-210.00	193.80	210.00
700-799	195.00-227.00	213.44	227.00	600-699	165.00-210.00	191.31	210.00
600-699	217.00-235.00	224.47	235.00	500-599	186.00-218.00	207.25	218.00
500-599	222.00-227.00	224.48	230.00	400-499	152.00-192.00	166.43	196.00

All classes of cattle sold very strong. *April 23rd @ 11:00 am- Special Vaccinated Stocker Sale!*



FEDERALLY INSPECTED CANADIAN PROCESSING

	<i>Week Ending</i> April 2, 2022	<i># of hd change from</i> <i>week ago</i>	<i>YTD</i>	<i>% Change</i> <i>(Week Ago)</i>	<i>% Change</i> <i>(Year Ago)</i>
Grand Total	68,546	+5,195	825,642	+8%	+5%
Western Processing	54,367	+5,167	647,049	+11%	+5%
Eastern Processing	14,179	+28	178,593	+0%	+2%

AVERAGE CARCASS WEIGHTS – CANADA

	Steers	Heifers
Apr 2, 2022	949	855
Mar 26, 2022	922	855
Apr 3, 2021	948	856

USDA ESTIMATED CATTLE PROCESSING VOLUME

	<i>Week Ending</i> April 9, 2022	<i>Previous Week</i>	<i>Year Ago</i>
Grand Total	676,000	639,000	642,000

U.S. TRADE (U.S. funds)

The U.S. cash cattle trade last week was mostly steady with live trade in the south from \$137.00-\$138.00, mainly \$138.00 while the north ranged from \$138.00-\$143.00, mainly \$138.00-\$139.00 with dressed deals ranging from \$219.00-\$226.00, mostly \$222.00-\$223.00. Overall averages for the week reported by the USDA Mandatory Price report saw live steers average \$138.82 down \$0.50 and heifers \$138.52 down \$0.16 from the previous week's trade. On the rail steers averaged \$222.43 down \$0.18 with heifers averaging \$221.88 down \$0.33. Today the market was quiet as both sides took inventory and new show lists were distributed. Business could develop earlier again this week ahead of the Good Friday Holiday. This week's offering is mixed with larger volumes reported in the south while the northern states have lower volumes on offer. Bids and asking prices are unestablished at this time.

Choice and Select Steers and Heifers:	Live	N/T
	Rail	N/T

U.S. BOXED BEEF CUT-OUT VALUES (U.S. funds)

	Choice 600-900	Select 600-900
Cutout Values (noon estimate):	270.90	261.35
Change (from yesterday's close):	+0.43	+1.02
Current Five Day Average:	270.50	261.44

CHICAGO MERCANTILE EXCHANGE

Closing quotes on futures **today** were as follows:

Live Cattle			Feeder Cattle			Corn		
Apr	138.52	+0.70	Apr	156.65	+0.10	May	7.644	-4.2
Jun	134.80	+0.97	May	159.90	+0.52	Jul	7.586	-2.0
Aug	136.62	+0.77	Aug	173.30	-0.25	Sep	7.296	+2.2
Oct	143.90	+0.65	Sep	177.12	+0.07	Dec	7.180	+2.0
Dec	149.37	+0.52	Oct	179.72	+0.30	Mar	7.194	+3.0
Feb	153.10	+0.57	Nov	180.80	+0.42	May	7.196	+3.2
Soybeans			Soft Red Winter Wheat			Canadian \$		
May	16.552	-33.6	May	10.812	+29.6	Spot	79.23	-0.33
Jul	16.406	-27.2	Jul	10.890	+30.6	Jun	79.20	-0.33
Aug	15.992	-20.6	Sep	10.860	+29.4	Sep	79.18	-0.33
Sep	15.236	-14.0	Dec	10.812	+28.4	Dec	79.16	-0.33
Nov	14.856	-9.6	Mar	10.716	+28.4	Mar	79.16	-0.32
Jan	14.860	-8.0	May	10.530	+26.6	Jun	79.17	-0.32

Beef Farmers of Ontario, 130 Malcolm Road, Guelph, ON N1K 1B1 Phone: (519) 824-0334 Fax: (519) 824-9101 or email: markets@ontariobeef.com