



Daily Market Information Report – Monday, April 18, 2022

The following information is collected from various sources and disseminated by Beef Farmers of Ontario.

ONTARIO DIRECT TO PACKER RAILGRADE CATTLE TRADE

Prices are on a carcass weight basis before grade and weight discounts. (Prices regardless of delivery date).

A Grade Steers	290.00- Delivery the week of May 16 th
A Grade Heifers	289.00-290.00 – Delivery the week of May 16 th

Today at **Ontario Stockyards Inc:** 29 veal

Price Range Top

Veal 600 lbs + 147.00-162.00

Veal sold steady. *Tuesday April 26th @ 10:00 am- Special All Vaccinated Stocker Sale!*

At **Kawartha Lakes Community Sale Barn: April 16, 2022 – 139 cows, 8 bulls, 34 veal, 21 stockers, 33 Fed Cattle**

	Price Range	Avg.	Top
Large & medium frame fed steers 1250 lbs +	173.00-176.50	174.61	176.50
Large & medium frame fed heifers 1000 lbs +	174.00-181.50	175.84	181.50
Cows	84.00-113.00	94.51	120.00
Bulls under 1600 lbs	85.00-115.00	101.68	115.00
Bulls over 1600 lbs	106.00-135.00	121.29	135.00
Veal 600 lbs +	127.50-151.00	137.81	151.00
Veal 125 lbs or less	125.00-250.00	178.33	250.00

All classes of cattle sold on a steady market. *Wednesday April 20th @ 10:00 am- Special Stocker Sale!*

ONTARIO STOCKER & FEEDER TRADE

Stocker sale at **Brussels Livestock: April 16, 2022 – 540 Stockers**

Steers	Price Range	Average	Top	Heifers	Price Range	Average	Top
1000+	176.00-197.75	186.43	197.75	900+	144.50-170.75	161.65	176.25
900-999	195.50-204.00	198.80	204.00	800-899	139.00-182.50	167.44	182.50
800-899	194.00-214.00	206.54	214.00	700-799	169.00-195.50	180.33	195.50
700-799	197.00-225.50	211.75	225.50	600-699	196.00-216.00	207.00	216.00
600-699	220.00-252.00	236.80	252.00	500-599	171.00-221.00	207.28	221.00
500-599	225.00-252.50	247.36	263.00	400-499	155.00-183.00	161.22	194.00
400-499	239.00-260.00	249.37	260.00				

Calves and yearlings sold on a fully active trade with grass type cattle bringing a premium.

Stocker sale at **Ontario Livestock Exchange: April 14, 2022 – 241 Stockers**

Steers	Price Range	Average	Top	Heifers	Price Range	Average	Top
900-999	145.00-189.00	167.00	189.00	900+	140.00-164.00	154.89	164.00
800-899	161.00-196.00	181.05	196.00	800-899	132.50-161.00	143.00	171.00
700-799	145.00-195.00	177.00	195.00	700-799	122.50-182.00	149.88	205.50
600-699	147.50-227.50	189.25	227.50	600-699	132.50-165.00	145.19	180.00
500-599	170.00-235.00	193.13	235.00	500-599	135.00-172.50	162.50	172.50
400-499	205.00-210.00	208.75	210.00				

Stockers sold on a good demand at stronger prices. *Very Wednesday at 1:00 pm- Special Vaccinated Stocker Sale!*

Stocker sale at **Ontario Stockyards Inc: April 14, 2022 – 486** Stockers

Steers	Price Range	Average	Top	Heifers	Price Range	Average	Top
900-999	172.00-195.50	187.43	195.50	800-899	150.00-167.00	162.36	167.00
800-899	176.00-222.00	195.71	222.00	700-799	145.00-191.00	173.61	191.00
700-799	189.00-210.25	200.70	210.25	600-699	140.00-189.50	165.71	222.50
600-699	215.00-233.00	223.69	237.00	500-599	177.50-224.00	200.44	224.00
500-599	230.00-255.00	245.84	265.00	400-499	162.50-211.00	187.78	211.00
400-499	194.00-251.00	219.00	273.00	300-399	135.00-212.50	179.06	212.50
399-	112.50-275.00	198.76	275.00				

With quality considered, calves traded steady with yearlings selling stronger.

ONTARIO STOCKER & FEEDER TRADE SPECIAL SPRING SALES

Stocker sale at **Cargill Auction Market: April 13, 2022 – 557** Stockers

Steers	Price Range	Heifers	Price Range
1000+	180.00-192.00	900+	182.00-193.00
800-899	195.00-211.00	800-899	190.00-199.00
700-799	220.00-232.00	700-799	195.00-206.00
600-699	230.00-242.00		

All classes of cattle sold on a steady market. *April 27th @ 7:00 pm- Special Stocker Sale!*

WEEKLY LIVE CATTLE EXPORTS-ONTARIO

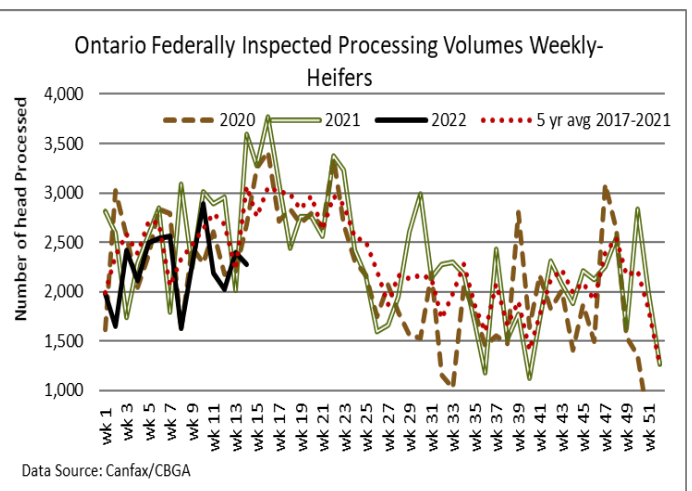
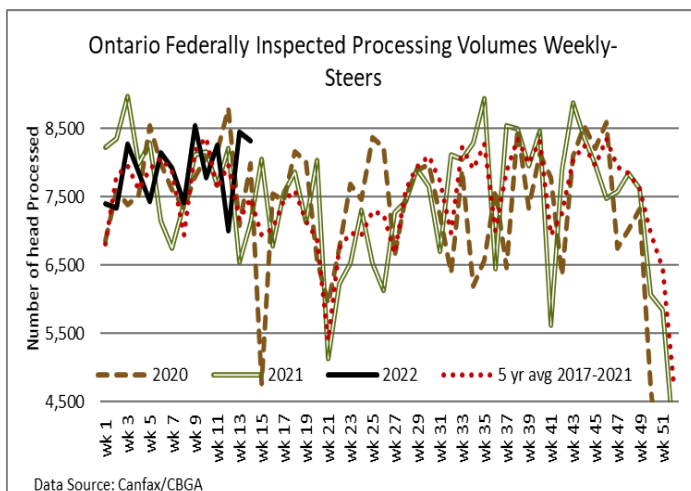
	Week ending Mar 26, 2022	Week ending Mar 19, 2022	Year to Date
Total live slaughter cattle exported from Ontario to the U.S.	1,979	1,860	25,617
Steers & Heifers & Cows	1,883	1,756	24,524
Bulls	96	104	1,093

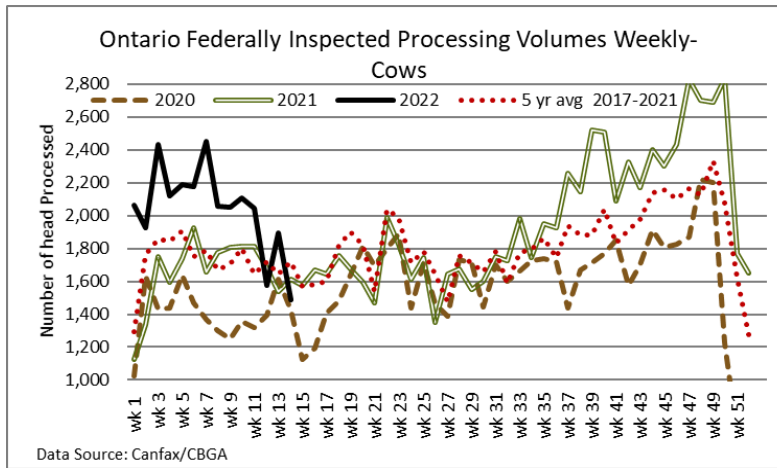
FEDERALLY INSPECTED CANADIAN PROCESSING

	Week Ending April 9, 2022	# of hd change from week ago	YTD	% Change (Week Ago)	% Change (Year Ago)
Grand Total	68,108	-438	893,750	-1%	+5%
Western Processing	54,556	+189	701,605	+0%	+5%
Eastern Processing	13,552	-627	192,145	-4%	+2%

FEDERALLY INSPECTED ONTARIO PROCESSING

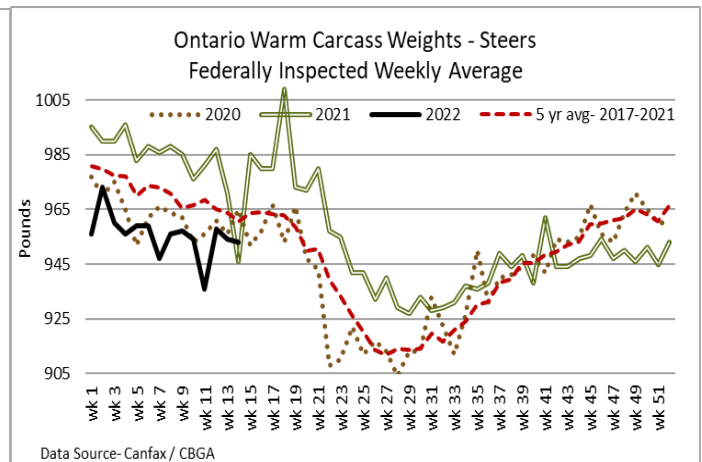
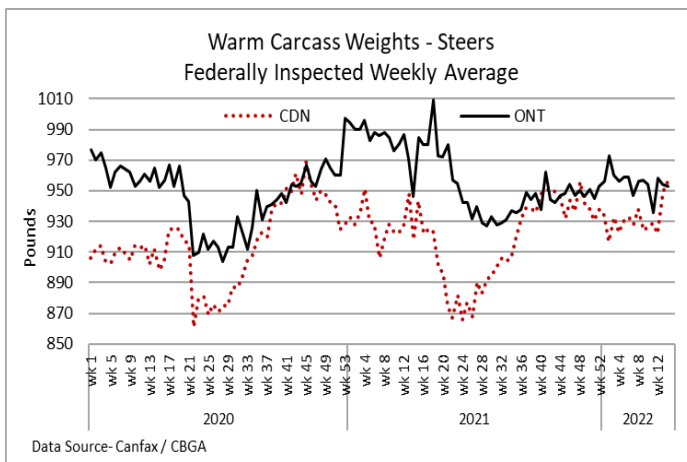
	Week Ending April 9, 2022	# of hd change from week ago	YTD	% Change (Week Ago)	% Change (Year Ago)
Grand Total	12,099	-653	172,454	-5%	+2.3%





AVERAGE CARCASS WEIGHTS – CANADA

	Steers	Heifers
Apr 9, 2022	956	858
Apr 2, 2022	949	855
Apr 10, 2021	918	861



USDA ESTIMATED CATTLE PROCESSING VOLUME

	Week Ending April 9, 2022	Previous Week	Year Ago
Grand Total	634,000	671,000	641,000

U.S. BOXED BEEF CUT-OUT VALUES (U.S. funds)

	Choice 600-900	Select 600-900
Cutout Values (noon estimate):	270.61	259.19
Change (from yesterday's close):	-2.01	+0.29
Current Five Day Average:	272.48	259.80

ALBERTA DIRECT TRADE

Alberta's direct trade last week was higher by \$1.00-\$2.00 cwt with most sales at \$277.00 delivered on a dressed basis with delivery late May. Today the market is quiet. This week's offering is reported by Canfax as steady to slightly larger than last week's trade.

Steers	Live FOB	N/T	Rail - FOB	274.00-275.50
Heifers	Live FOB	163.25	Rail - FOB	274.00-275.50

U.S. TRADE (U.S. funds)

The U.S. cash cattle trade last week was active Tuesday and Wednesday with stronger prices. Business in the south ranged from \$138.00-\$140.00 live, mainly \$139.00 up \$1.00 cwt. In the north some live deals ranged from \$139.00-\$145.00, mainly \$140.00 up \$2.00 while dressed trade ranged from \$220.00-\$231.00, mainly \$225.00-\$226.00 up around \$3.00 from the week before. Average prices for last week's trade, reported by the USDA Mandatory Price Report saw all live steers averaging \$141.02 up \$2.20 from the previous week, with live heifers averaging \$140.21 up \$1.63. On the rail, steers averaged \$225.89 dressed up \$3.46 with heifers averaging \$225.15 up \$3.27.

Today the market was quiet as new show lists were distributed. This week's offering is reported as larger than last week in volume. Bids and asking prices are unestablished at this time with little trade expected before Wednesday.

Choice and Select Steers and Heifers: Live N/T
 Rail N/T

CHICAGO MERCANTILE EXCHANGE

Closing quotes on futures **today** were as follows:

Live Cattle			Feeder Cattle			Corn		
Apr	140.47	-0.20	Apr	155.77	-2.42	May	8.132	+23.0
Jun	135.80	-0.62	May	159.15	-2.62	Jul	8.070	-23.2
Aug	137.37	-0.95	Aug	171.47	-2.87	Sep	7.660	+17.2
Oct	143.77	-1.05	Sep	174.97	-2.65	Dec	7.496	+14.4
Dec	149.50	-1.05	Oct	177.57	-2.40	Mar	7.512	+14.0
Feb	153.20	-0.87	Nov	179.15	-2.02	May	7.506	+13.0
Soybeans			Soft Red Winter Wheat			Canadian \$		
May	17.146	+32.4	May	11.204	+24.0	Spot	79.26	-0.06
Jul	16.932	+28.0	Jul	11.286	+24.2	Jun	79.23	-0.04
Aug	16.476	+23.2	Sep	11.232	+22.2	Sep	79.20	-0.04
Sep	15.674	+22.0	Dec	11.144	+20.6	Dec	79.18	-0.04
Nov	15.210	+19.4	Mar	11.046	+19.0	Mar	79.18	-0.05
Jan	15.200	+19.0	May	10.906	+19.2	Jun	79.20	-0.05

Beef Farmers of Ontario, 130 Malcolm Road, Guelph, ON N1K 1B1 Phone: (519) 824-0334 Fax: (519) 824-9101 or email: markets@ontariobeef.com