



Daily Market Information Report – Friday May 27, 2022

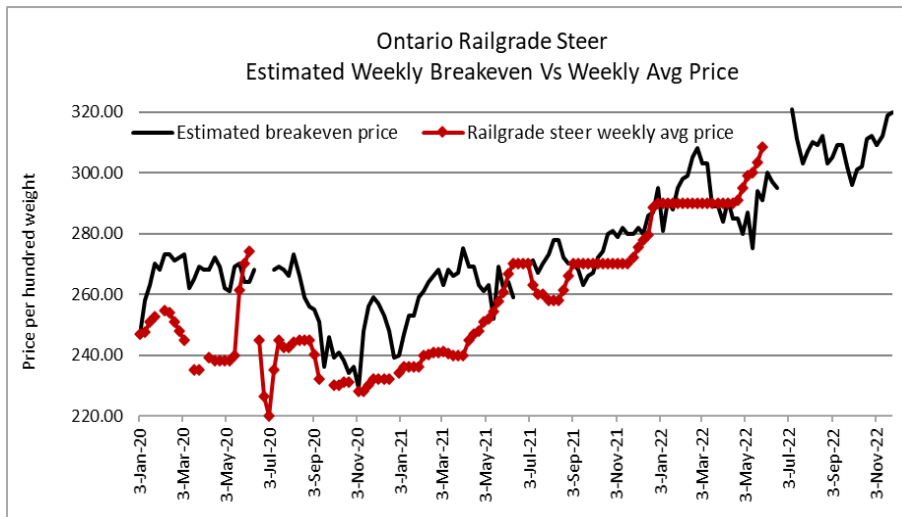
The following information is collected from various sources and disseminated by Beef Farmers of Ontario.

ONTARIO DIRECT TO PACKER RAILGRADE CATTLE TRADE

Prices are on a carcass weight basis before grade and weight discounts,

A Grade Steers 310.00- delivery the week of May 30th with limited volume reported

A Grade Heifers 309.00-310.00- delivery the week of May 30th with limited volume reported



The information provided on this report is based on weighted averages for actual data collected. Input costs are a guideline only and will vary from producer to producer. BFO does not take any responsibility and accepts no legal liability arising from or connected to damages or losses experienced by producers when using this information. This is to be used at your own risk.

Today at **Brussels Livestock – 1,500** stockers- sale in progress, final results will be posted on Tuesday's Report.

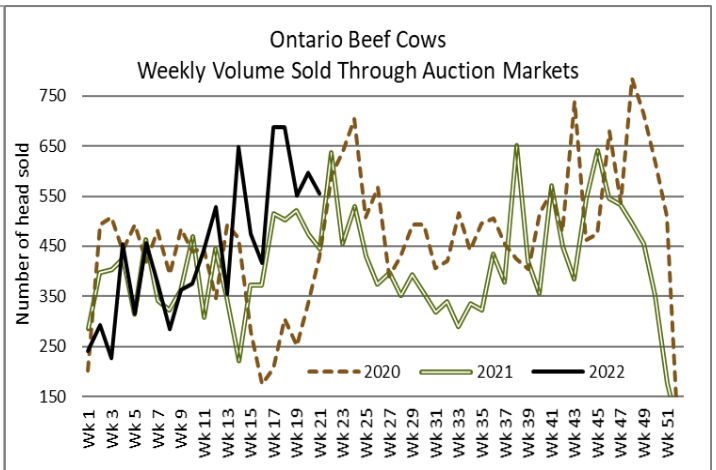
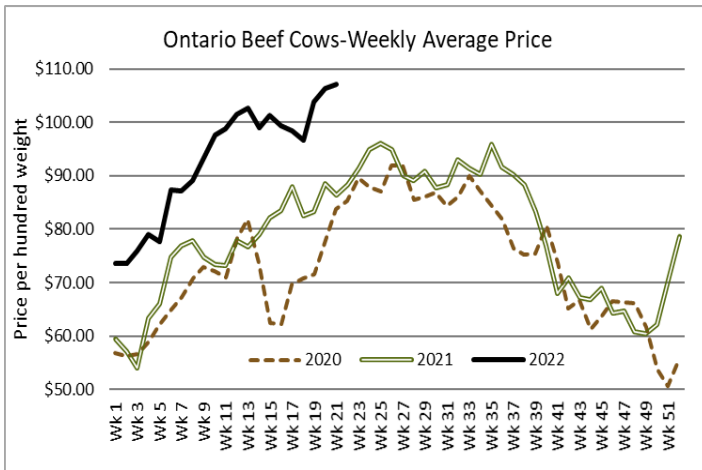
Steers	Price Range	Average	Top	Heifers	Price Range	Average	Top
1000+	177.50-186.00	179.20	186.00	900+	145.50-172.50	158.11	172.50
900-999	185.00-196.50	194.27	196.50	800-899	167.00-177.50	172.67	177.50
800-899	194.00-226.00	207.71	226.00	700-799	167.00-207.00	184.82	207.00
700-799	190.00-224.50	205.93	224.50	600-699	168.00-212.00	195.45	212.00
600-699	214.00-245.00	228.53	260.00	500-599	160.00-235.00	202.65	245.00
500-599	220.00-250.00	235.37	257.00	400-499	200.00-237.50	220.88	257.50
400-499	190.00-275.00	250.35	275.00	300-399	165.00-244.00	224.25	244.00

Calves sold actively on a fully steady market while yearlings were just starting to trade at time of reporting.

Ontario auction sales on **Thursday** saw weighted prices for:

	Volume	Price Range	Average	Top
Large & Medium Frame Fed Steers 1250 lbs +	38	177.50-197.50	188.45	197.50
Large & Medium Frame Fed Heifers 1000 lbs +	66	186.00-197.00	192.72	197.00
Fed Steers, Dairy & Dairy Cross 1250 lbs +	38	126.05-151.42	141.03	157.00
Fed Heifers, Dairy & Dairy Cross 1000 lbs +	33	124.18-151.18	137.88	173.00
Cows	407	87.31-114.80	101.07	165.00
Bulls – under 1600 lbs	6	87.50-131.25	114.17	155.00
Bulls – over 1600 lbs	18	94.61-140.97	120.76	150.00
Veal over 600 lbs	123	123.67-164.98	150.44	199.00

To check out individual auction market results on the Ontario Beef website go to <https://www.ontariobeef.com/markets/market-reports.aspx>

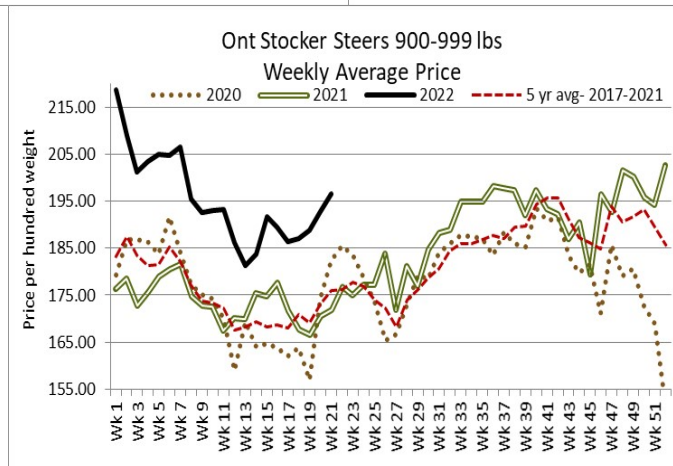
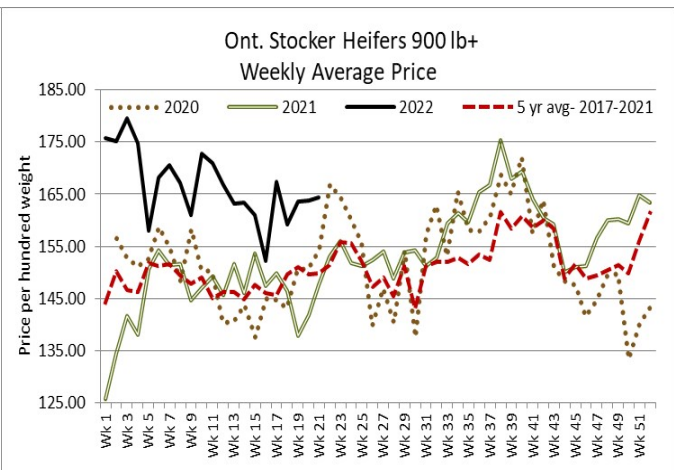
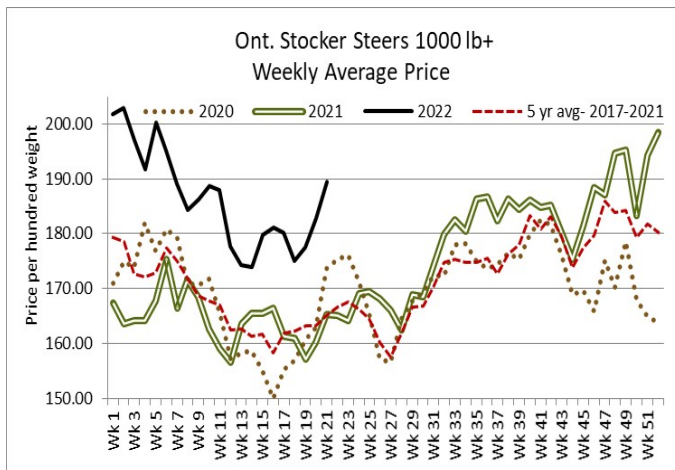


ONTARIO STOCKER AND FEEDER TRADE

Stocker sale at **Ontario Livestock Exchange: May 26, 2022 – 287** Stockers

Steers	Price Range	Average	Top	Heifers	Price Range	Average	Top
900-999	157.50-180.00	169.27	180.00	800-899	155.00-180.00	174.40	180.00
800-899	138.00-187.50	158.94	191.00	700-799	130.00-187.50	159.39	187.50
700-799	118.00-190.00	157.68	207.50	600-699	122.50-177.50	156.45	177.50
600-699	142.50-237.50	205.60	237.50	500-599	145.00-190.00	169.34	192.50
500-599	165.00-260.00	215.58	260.00	400-499	147.50-192.50	171.27	192.50
400-499	145.00-245.00	205.00	245.00	300-399	165.00-190.00	176.56	190.00
399-	175.00-245.00	215.50	245.00				

Stockers sold on a good strong trade with grass cattle at a premium. *Vaccinated sales every Wed at 1:00 pm.*



Brussels Livestock: Thursday May 26, 2022: 124 Veal

	Price Range	Top
Good Beef veal	150.00-199.00	
Good Holsteins	159.00-171.00	
Slightly Heavy Holsteins	145.00-165.00	
Heavy Holsteins 800 lbs +	120.00-145.00	
Medium Holsteins	145.00-155.00	
Plain Holsteins	135.00-145.00	
Veal sold steady.		

U.S. BOXED BEEF CUT-OUT VALUES (U.S. funds)

	Choice 600-900	Select 600-900
Cutout Values (noon estimate):	264.93	246.69
Change (from yesterday's close):	+0.96	+2.26
Current Five Day Average:	263.40	244.22

QUEBEC ELECTRONIC AUCTION MARKET (F.O.B. THE FEEDLOT)

	Price	Change from Last Week
For the week ending May 26, 2022	306.00	+4.00

ALBERTA DIRECT TRADE

Alberta's direct trade this week was quiet until Wednesday and Thursday where light to moderate trade surfaced, with sales ranging from \$288.00-\$290.00 delivered on a dressed basis which is \$1.00-\$2.00 lower than last week on average. Canfax reports: "Cattle that traded this week were being scheduled for the week of June 27th and July 4th delivery.

Steers	Live FOB	N/T	Rail - FOB	286.50-188.50
Heifers	Live FOB	N/T	Rail - FOB	286.50-288.50

U.S. TRADE (U.S. funds)

The U.S. cash cattle trade on Thursday saw a light test with prices steady to a touch easier than the week's trade at \$136.00-\$138.00 live in the south and \$222.00-\$227.00 dressed in the north with a few live sales in the from \$138.00-\$142.00. Overall prices for the week are looking \$1.00-\$2.00 easier in the south and around \$2.00-\$3.00 easier in the north. Business for the week has been completed ahead of the US long weekend.

Choice and Select Steers and Heifers:	Live	136.00-145.00
	Rail	222.00-228.00

CHICAGO MERCANTILE EXCHANGE

Closing quotes on futures **today** were as follows:

Live Cattle			Feeder Cattle			Corn		
Jun	132.17	-0.22	Aug	166.32	-0.35	Jul	7.772	+12.2
Aug	132.40	-0.20	Sep	169.30	-0.42	Sep	7.446	+10.6
Oct	138.05	-0.12	Oct	171.82	-0.72	Dec	7.300	+11.2
Dec	143.90	+0.07	Nov	173.90	-0.80	Mar	7.336	+11.0
Feb	148.87	+0.05	Jan	174.10	-0.80	May	7.330	+10.2
Apr	152.55	+0.00	Mar	175.32	-1.02	Jul	7.272	+10.0
Soybeans			Soft Red Winter Wheat			Canadian \$		
Jul	17.322	+5.6	Jul	11.574	+14.2	Spot	78.58	+0.28
Aug	16.630	+3.4	Sep	11.662	+14.2	Jun	78.57	+0.29
Sep	15.844	+0.0	Dec	11.734	+14.6	Sep	78.55	+0.29
Nov	15.440	-0.6	Mar	11.766	+15.0	Dec	78.53	+0.28
Jan	15.476	+0.2	May	11.660	+16.4	Mar	78.55	+0.28
Mar	15.394	+2.6	Jul	11.220	+17.4	Jun	78.58	+0.29