



Daily Market Information Report – Monday, June 13, 2022

The following information is collected from various sources and disseminated by Beef Farmers of Ontario.

ONTARIO DIRECT TO PACKER RAILGRADE CATTLE TRADE

Prices are on a carcass weight basis before grade and weight discounts. (Prices regardless of delivery date).

A Grade Steers	320.00 - delivery the week of July 4 th
A Grade Heifers	319.00 - delivery the week of July 4 th

Today at **Ontario Stockyards Inc:** 31 veal

	Price Range	Top
Veal 600 lbs +	124.00-149.00	152.00

A run of heavy weight veal sold fully steady.

At **Kawartha Lakes Community Sale Barn: June 11, 2022** – 162 cows, 10 bulls, 31 veal, 43 stockers, 7 fed cattle

	Price Range	Avg.	Top
Cows	95.00-124.50	107.68	147.00
Bulls – all weights	116.50-139.75	130.68	147.00
Veal 600 lbs +	131.00-167.00	138.90	167.00

Good demand at steady prices.

ONTARIO STOCKER & FEEDER TRADE

Stocker sale at **Brussels Livestock: June 10, 2022** –1,203 Stockers

Steers	Price Range	Average	Top	Heifers	Price Range	Average	Top
1000+	183.50-200.00	193.69	200.00	900+	169.00-189.75	178.61	189.75
900-999	198.00-211.00	204.70	211.00	800-899	185.00-198.00	193.39	204.00
800-899	194.00-217.00	202.20	221.00	700-799	177.00-212.50	199.85	212.50
700-799	209.00-227.00	220.22	230.00	600-699	160.00-210.50	194.54	234.00
600-699	205.00-256.00	230.93	276.00	500-599	170.00-234.00	217.00	234.00
500-599	223.00-273.00	249.52	281.00				
400-499	240.00-282.00	259.00	282.00				

Calves and yearlings sold on a strong active trade at steady prices.

WEEKLY LIVE CATTLE EXPORTS-ONTARIO

	Week ending May 28, 2022	Week ending May 21, 2022	Year to Date
Total live slaughter cattle exported through Ontario ports to the U.S.	1,479	1,397	39,872
Steers & Heifers & Cows	1,344	1,247	37,561
Bulls	135	150	2,311

CANADIAN- FEDERALLY INSPECTED PROCESSING

	Week Ending June 4, 2022	# of hd change from week ago	YTD	% Change (Week Ago)	% Change (Year Ago)
Grand Total	60,958	-1,194	1,389,780	+1%	+4%
Western Processing	47,902	-762	1,091,945	-1%	+4%
Eastern Processing	13,056	-432	297,835	+12%	+1%

AVERAGE CARCASS WEIGHTS – CANADA

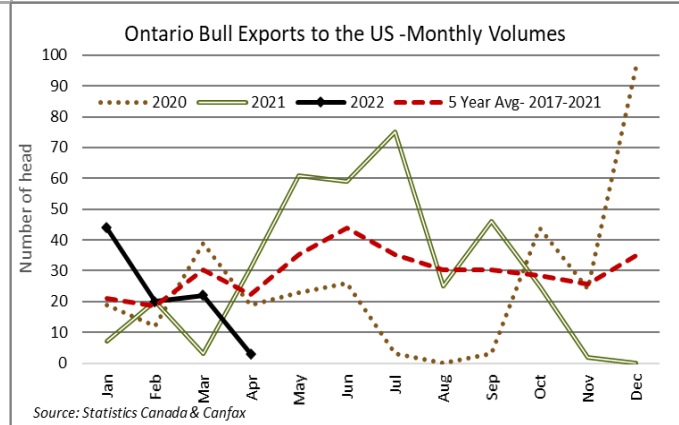
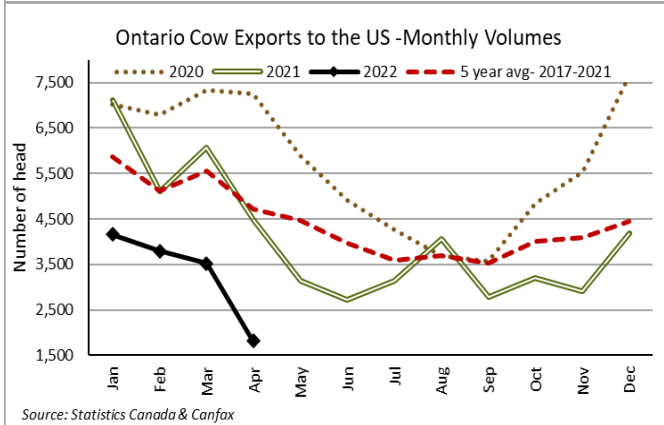
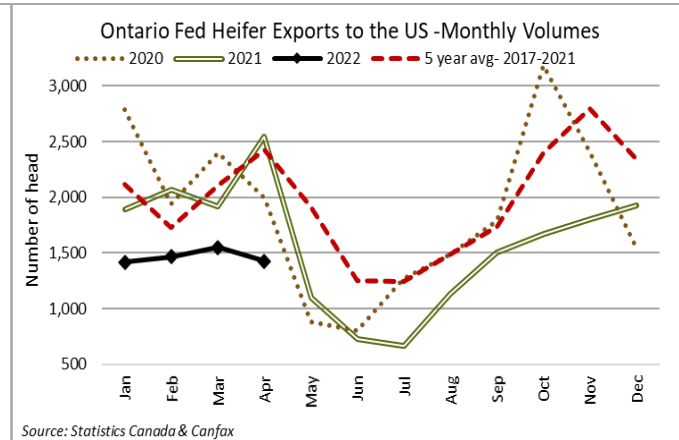
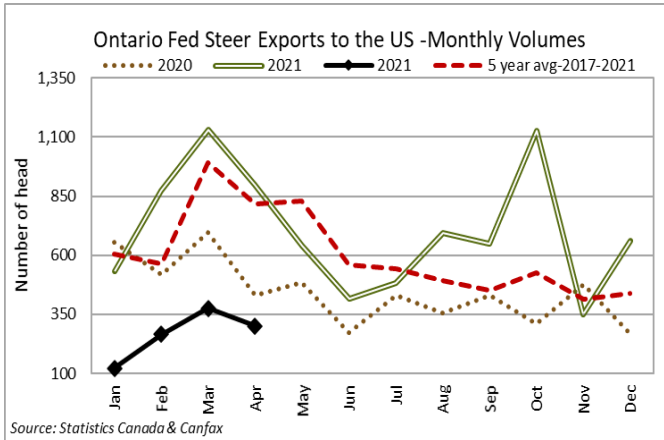
June 4, 2022
May 28, 2022
May 21, 2022
May 29, 2021

Steers

891
 889
 900
 875

Heifers

848
 833
 857
 806



MONTHLY LIVE CATTLE EXPORTS TO THE U.S. FROM ONTARIO (Canfax/Stats Canada)

	April 2022	Year-to-date	% change from 2021- YTD
Steers	300	1,064	-69%
Heifers	1,428	5,863	-30%
Cows	1,819	13,298	-42%
Bulls	3	89	+46%

USDA ESTIMATED CATTLE PROCESSING VOLUME

	Week Ending June 11, 2022	Previous Week	Year Ago
Grand Total	674,000	603,000	670,000

U.S. BOXED BEEF CUT-OUT VALUES (U.S. funds)

	Choice 600-900	Select 600-900
Cutout Values (noon estimate):	271.19	248.00
Change (from yesterday's close):	-0.13	-0.89
Current Five Day Average:	271.03	249.71

U.S. TRADE (U.S. funds)

The U.S. cash cattle market last week saw live trade range in price from \$135.00-\$140.00, with the majority of sales from \$136.00-\$137.00, about \$1.00-\$2.00 higher than the previous week. Dressed deals ranged from \$222.00-\$230.00 with most priced from \$225.00-\$226.00, about \$3.00-\$4.00 higher than last week's weighted average basis Nebraska.

Overall, weekly average prices as reported by the USDA Mandatory Price report, saw live steers averaging \$140.14 up \$2.07, while heifers averaged \$138.85 up \$2.02. On the rail, steers averaged \$226.03 up \$4.14 and heifers averaged \$225.95 up \$3.60.

Today the market was quiet as new show lists were distributed. Bids and asking prices have not been established.

Choice and Select Steers and Heifers:

Live	N/T
Rail	N/T

CHICAGO MERCANTILE EXCHANGE

Closing quotes on futures **today** were as follows:

Live Cattle			Feeder Cattle			Corn		
Jun	134.00	-2.20	Aug	171.32	-3.15	Jul	7.692	-4.0
Aug	133.87	-2.32	Sep	173.60	-2.45	Sep	7.306	-2.0
Oct	139.92	-2.05	Oct	175.32	-2.22	Dec	7.214	+1.0
Dec	146.05	-1.70	Nov	177.00	-2.02	Mar	7.264	+1.6
Feb	150.55	-2.05	Jan	177.20	-1.75	May	7.280	+1.6
Apr	153.82	-2.25	Mar	179.32	-1.15	Jul	7.250	+1.6
Soybeans			Soft Red Winter Wheat			Canadian \$		
Jul	17.074	-38.0	Jul	10.710	+0.2	Spot	77.65	-0.72
Aug	16.276	-34.2	Sep	10.860	+1.2	Jun	77.65	-0.72
Sep	15.532	-31.0	Dec	11.004	+2.4	Sep	77.62	-0.72
Nov	15.336	-34.4	Mar	11.106	+2.6	Dec	77.59	-0.72
Jan	15.372	-33.2	May	11.146	+2.6	Mar	77.60	-0.70
Mar	15.240	-29.2	Jul	10.980	+6.6	Jun	77.62	-0.66

Beef Farmers of Ontario, 130 Malcolm Road, Guelph, ON N1K 1B1 Phone: (519) 824-0334 Fax: (519) 824-9101 or email: markets@ontariobeef.com