



## Daily Market Information Report – Monday, July 4<sup>th</sup>, 2022

The following information is collected from various sources and disseminated by Beef Farmers of Ontario.

### ONTARIO DIRECT TO PACKER RAILGRADE CATTLE TRADE

Prices are on a carcass weight basis before grade and weight discounts. (Prices regardless of delivery date).

**A Grade Steers** 318.00- Bids have been reported but no actual trade was noted today.

**A Grade Heifers** 317.00- Bids have been reported but no actual trade was noted today.

Today at **Ontario Stockyards Inc:** 35 veal

	Price Range	Top
<b>Veal 600 lbs +</b>	142.50-169.00	170.00
<b>Veal 451-600 lbs</b>	130.00-150.00	

Veal sold actively on a stronger market.

At **Kawartha Lakes Community Sale Barn: July 1, 2022** – 180 cows, 4 bulls, 9 veal, 5 stockers, 18 fed cattle

	Price Range	Avg.	Top
<b>Fed Steers, Dairy &amp; Dairy Cross, 1250 lbs +</b>	136.00-175.00	149.52	175.00
<b>Cows</b>	102.00-143.00	118.76	149.00

Cows continue to sell actively with good cows continuing to sell at a premium.

### ONTARIO STOCKER & FEEDER TRADE

Stocker sale at **Brussels Livestock: July 1, 2022** – 582 Stockers

<b>Steers</b>	<b>Price Range</b>	<b>Average</b>	<b>Top</b>	<b>Heifers</b>	<b>Price Range</b>	<b>Average</b>	<b>Top</b>
<b>1000+</b>	177.50-198.00	187.25	206.00	<b>900+</b>	148.00-177.50	165.63	183.25
<b>900-999</b>	186.00-210.00	203.31	215.00	<b>800-899</b>	184.50-201.00	195.54	201.00
<b>800-899</b>	212.00-230.00	222.13	234.00	<b>700-799</b>	152.00-200.00	182.65	200.00
<b>700-799</b>	217.00-234.00	223.56	234.00	<b>600-699</b>	132.50-198.00	165.41	207.560
<b>600-699</b>	197.50-262.00	224.50	262.00				

Calves and yearlings sold on a steady market.

Stocker sale at **Ontario Livestock Exchange: June 30, 2022** – 125 Stockers

<b>Steers</b>	<b>Price Range</b>	<b>Average</b>	<b>Top</b>	<b>Heifers</b>	<b>Price Range</b>	<b>Average</b>	<b>Top</b>
<b>1000+</b>	150.00-189.00	171.79	189.0	<b>600-699</b>	170.00-200.00	181.43	200.00
<b>600-699</b>	175.00-227.50	204.06	227.50				
<b>500-599</b>	150.00-215.00	171.25	235.00				

Stockers continued to trade at steady prices. *Vaccinated sales every Wed at 1:00 pm.*

Stocker sale at: **Ontario Stockyards Inc: June 30, 2022** – 365 Stockers

<b>Steers</b>	<b>Price Range</b>	<b>Average</b>	<b>Top</b>	<b>Heifers</b>	<b>Price Range</b>	<b>Average</b>	<b>Top</b>
<b>900-999</b>	190.00-218.50	212.82	218.50	<b>900+</b>	150.00-175.00	164.78	175.00
<b>800-899</b>	195.00-210.00	201.71	210.00	<b>800-899</b>	145.00-179.00	155.15	185.00
<b>700-799</b>	197.50-250.00	228.69	250.00	<b>700-799</b>	172.50-195.00	182.54	195.00
<b>600-699</b>	211.00-264.00	241.49	268.00	<b>600-699</b>	171.00-208.00	190.97	223.00
<b>500-599</b>	247.00-280.00	266.89	286.00	<b>500-599</b>	200.00-232.00	217.05	236.00
<b>400-499</b>	220.00-290.00	258.94	309.00	<b>400-499</b>	175.00-237.50	220.00	237.50
<b>399-</b>	255.00-310.00	271.00	310.00	<b>300-399</b>	170.00-255.00	234.33	255.00

Stockers sold very actively on a strong, steady market.

### WEEKLY LIVE CATTLE EXPORTS-ONTARIO

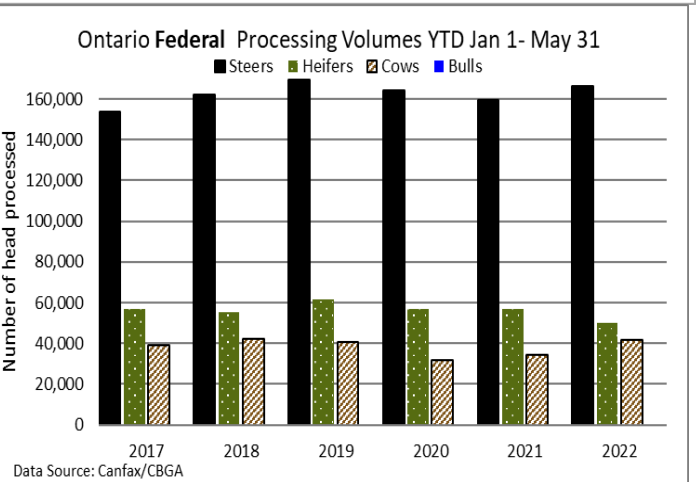
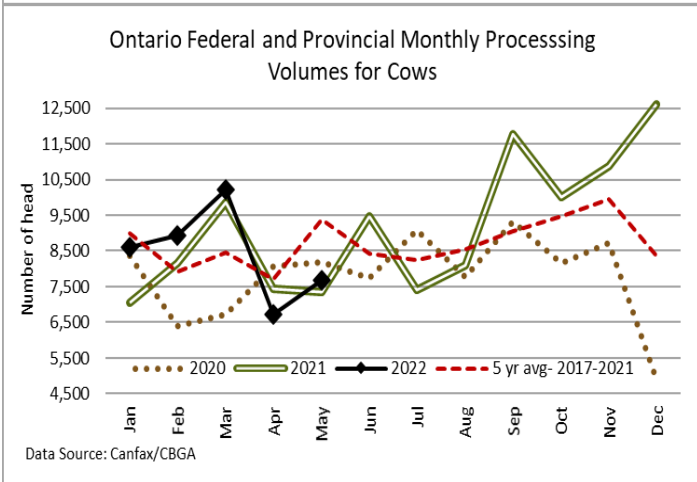
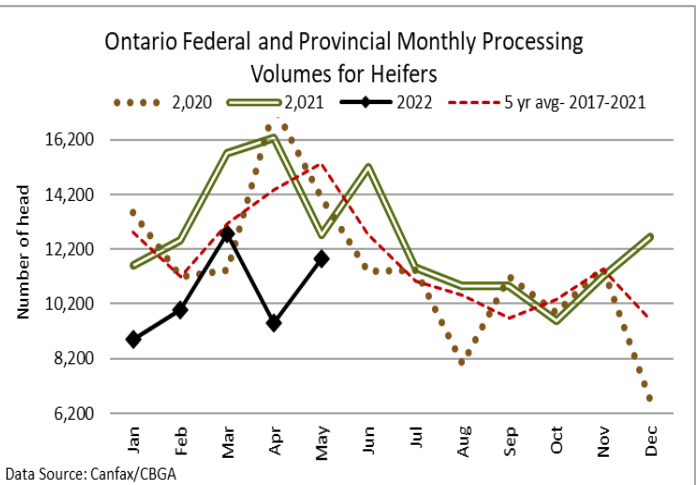
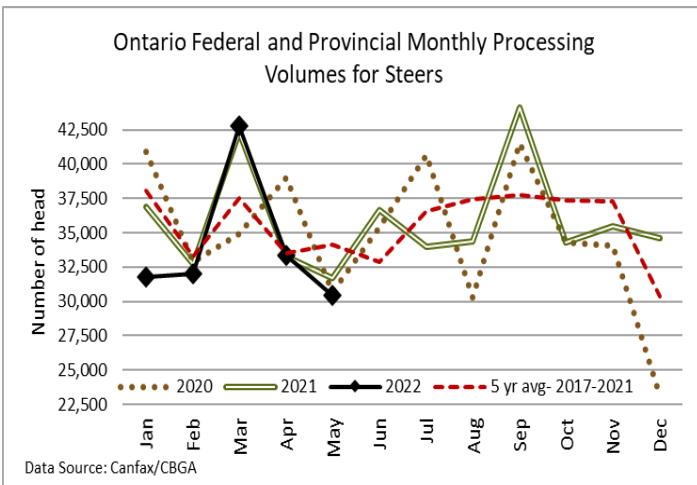
	Week ending June 18, 2022	Week ending June 11, 2022	Year to Date
Total live slaughter cattle exported through Ontario ports to the U.S.	1,514	1,408	44,303
Steers & Heifers & Cows	1,378	1,286	41,628
Bulls	136	122	2,675

### CANADIAN- FEDERALLY INSPECTED PROCESSING

	Week Ending Jun 25, 2022	# of hd change from week ago	YTD	% Change (Week Ago)	% Change (Year Ago)
<b>Grand Total</b>	61,155	+9,090	1,587,268	+15%	+3%
<b>Western Processing</b>	49,216	+9,167	1,253,257	+19%	+4%
<b>Eastern Processing</b>	11,939	-107	334,011	-1%	+1%

### ONTARIO- FEDERALLY INSPECTED PROCESSING

	Week Ending Jun 25, 2022	# of hd change from week ago	YTD	% Change (Week Ago)	% Change (Year Ago)
<b>Grand Total</b>	10,595	+46	298,972	+0.4%	+1%



### AVERAGE CARCASS WEIGHTS – CANADA

	Steers	Heifers
Jun 25, 2022	873	795
Jun 18, 2022	880	809
Jun 26, 2021	875	802

**USDA ESTIMATED CATTLE PROCESSING VOLUME**

	<b>Week Ending June 25, 2022</b>	<b>Previous Week</b>	<b>Year Ago</b>
<b>Grand Total</b>	636,000	666,000	628,000

**U.S. TRADE (U.S. funds)**

The U.S. cash cattle trade was light on Friday with prices steady to the week. Overall last week live trade in the south ranged from \$137.00-\$138.00, majority at \$138.00 which is fully steady to the previous week. In the north live trade ranged from \$147.00-\$151.00 which is stronger than the week before, while dressed trade saw a full trading range from \$230.00-\$239.00 dressed. Overall prices listed by the Mandatory Price Report saw live steers average \$146.10 up \$1.55 with heifers averaging \$144.00 up \$2.12. On the rail steers averaged \$233.94 down \$1.28 cwt with heifers averaging \$234.02 down \$3.15.

Today the market is closed as the U.S. celebrates the Independence Day Holiday.

<b>Choice and Select Steers and Heifers:</b>	Live	137.00-151.50
	Rail	230.00-239.00

**CHICAGO MERCANTILE EXCHANGE – Closed today as the US celebrates the Independence Day Holiday!**

Beef Farmers of Ontario, 130 Malcolm Road, Guelph, ON N1K 1B1 Phone: (519) 824-0334 Fax: (519) 824-9101 or email: [markets@ontariobeef.com](mailto:markets@ontariobeef.com)