



## Daily Market Information Report – Monday, July 11<sup>th</sup>, 2022

The following information is collected from various sources and disseminated by Beef Farmers of Ontario.

### ONTARIO DIRECT TO PACKER RAILGRADE CATTLE TRADE

Prices are on a carcass weight basis before grade and weight discounts. (Prices regardless of delivery date).

**A Grade Steers** No trade reported today. One packer not bidding.

**A Grade Heifers** No trade reported today. One packer not bidding.

Today at **Ontario Stockyards Inc:** 22 veal

	Price Range	Top
<b>Veal 600 lbs +</b>	138.00-174.00	
<b>Veal 451-600 lbs</b>	N/T	

A run of heavy-weight veal sold on a strong market.

At **Kawartha Lakes Community Sale Barn: July 9, 2022** – 203 cows, 8 bulls, 10 veal, 34 stockers, 3 fed cattle

	Price Range	Avg.	Top
<b>Cows</b>	95.00-126.00	108.32	139.00
<b>Bulls over 1600 lbs</b>	140.00-167.00	149.95	167.00

Cows sold barely steady.

### ONTARIO STOCKER & FEEDER TRADE

Stocker sale at **Brussels Livestock: July 8, 2022** – 1,003 Stockers

Steers	Price Range	Average	Top	Heifers	Price Range	Average	Top
<b>1000+</b>	171.00-199.00	185.88	205.00	<b>900+</b>	160.50-183.75	171.73	186.50
<b>900-999</b>	189.00-210.50	202.38	210.50	<b>800-899</b>	168.00-191.50	182.00	191.50
<b>800-899</b>	195.00-215.50	203.96	225.00	<b>700-799</b>	152.50-194.50	173.71	198.50
<b>700-799</b>	174.00-237.50	203.15	245.00	<b>600-699</b>	158.00-220.00	188.23	220.00
<b>600-699</b>	267.50-282.00	275.25	282.00	<b>500-599</b>	165.00-200.00	184.65	200.00
<b>500-599</b>	230.00-283.00	261.45	285.00				
<b>400-499</b>	225.00-257.00	241.39	262.50				
<b>399-</b>	252.50-305.00	278.75	305.00				

Calves sold on a strong active trade. Yearling steers sold steady with second cut steers selling easier. Yearling heifers sold on a steady market.

### WEEKLY LIVE CATTLE EXPORTS-ONTARIO

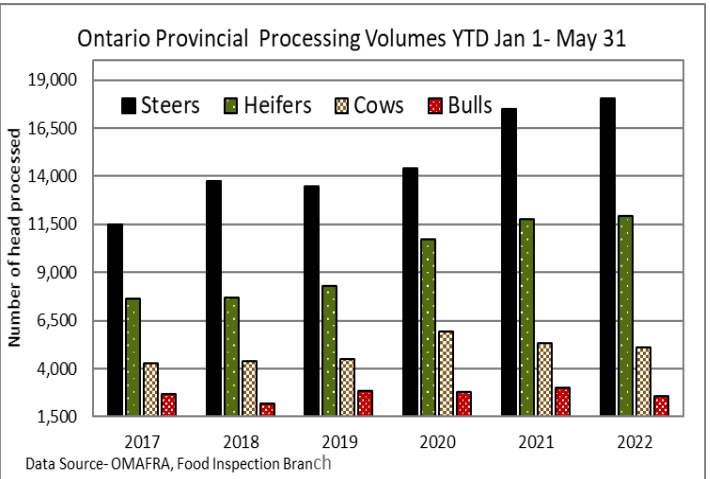
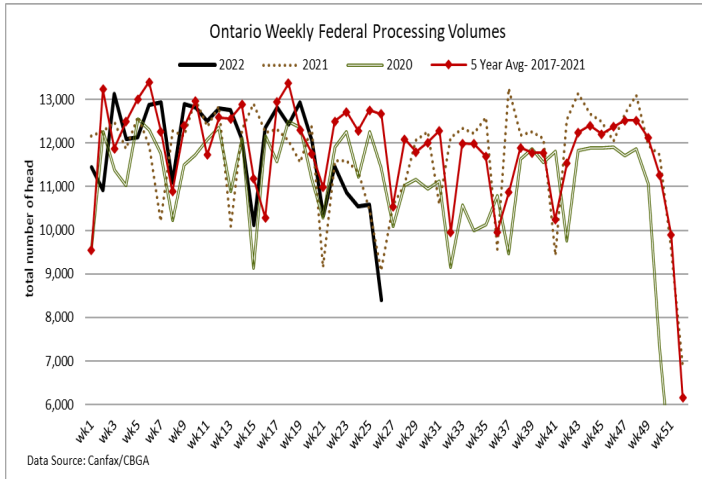
	Week ending June 25, 2022	Week ending June 18, 2022	Year to Date
Total live slaughter cattle exported through Ontario ports to the U.S.	1,527	1,514	45,830
Steers & Heifers & Cows	1,399	1,378	43,027
Bulls	128	136	2,803

### CANADIAN- FEDERALLY INSPECTED PROCESSING-Canada Day Holiday Included this week.

	Week Ending July 2, 2022	# of hd change from week ago	YTD	% Change (Week Ago)	% Change (Year Ago)
<b>Grand Total</b>	47,951	-13,204	1,635,219	-32%	+3%
<b>Western Processing</b>	38,505	-10,711	1,291,762	-34%	+3%
<b>Eastern Processing</b>	9,446	-2,493	343,457	-20%	+1%

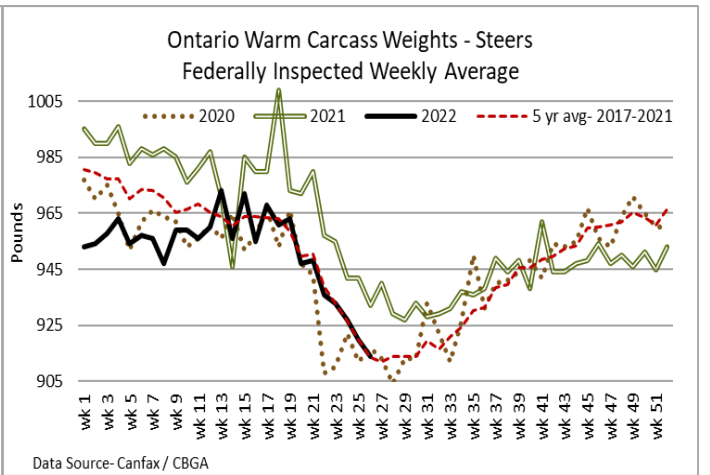
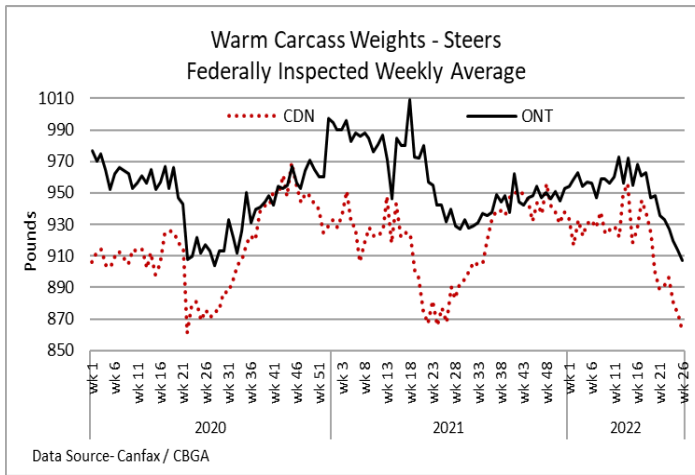
**ONTARIO- FEDERALLY INSPECTED PROCESSING-Including Canada Day Holiday.**

	Week Ending <b>July 2, 2022</b>	# of hd change from week ago	YTD	% Change (Week Ago)	% Change (Year Ago)
<b>Grand Total</b>	<b>8,400</b>	<b>-2,195</b>	<b>307,372</b>	<b>-20.7%</b>	<b>+0.7%</b>



**AVERAGE CARCASS WEIGHTS – CANADA**

	<b>Steers</b>	<b>Heifers</b>
<b>July 2, 2022</b>	<b>861</b>	<b>795</b>
<b>Jun 25, 2022</b>	<b>873</b>	<b>795</b>
<b>July 3, 2021</b>	<b>868</b>	<b>800</b>



**USDA ESTIMATED CATTLE PROCESSING VOLUME-Independence Day Holiday included**

	Week Ending <b>July 9, 2022</b>	Previous Week	Year Ago
<b>Grand Total</b>	<b>593,000</b>	<b>636,000</b>	<b>581,000</b>

**U.S. BOXED BEEF CUT-OUT VALUES (U.S. funds)**

	<b>Choice 600-900</b>	<b>Select 600-900</b>
<b>Cutout Values (noon estimate):</b>	<b>168.89</b>	<b>244.19</b>
<b>Change (from yesterday's close):</b>	<b>+1.00</b>	<b>+2.34</b>
<b>Current Five Day Average:</b>	<b>266.50</b>	<b>241.54</b>

### **U.S. TRADE (U.S. funds)**

The U.S. cash cattle trade last week was moderate with prices slightly easier. In the south trade ranged from \$135.00-\$140.00 live, mainly \$137.00. In the north live trade ranged from \$145.00-\$151.00 while dressed deals in the north sold from \$230.00-\$238.00, mainly \$232.00. Prices overall for the week reported by the USDA Mandatory Price Report saw live steers average \$144.35 down \$1.81 while heifers averaged \$141.73 down \$2.32. On the rail, steers and heifers averaged \$232.22 with steers down \$1.74 and heifers \$1.87 easier than last week on average. Today the market was quiet as both sides took inventory and new show lists were distributed. This week's offering is reported as higher in Texas and lower volumes in all other feeding states. Bids and asking prices are currently undefined with little trade expected to develop before Wednesday.

**Choice and Select Steers and Heifers:**

Live	135.00-151.00
Rail	230.00-238.00

### **CHICAGO MERCANTILE EXCHANGE**

Closing quotes on futures **today** were as follows:

Live Cattle			Feeder Cattle			Corn		
Aug	136.15	+2.20	Aug	174.87	+3.15	Jul	7.812	+3.0
Oct	140.42	+1.47	Sep	177.40	+2.67	Sep	6.370	+3.6
Dec	146.50	+1.42	Oct	179.87	+2.12	Dec	6.290	+5.4
Feb	151.40	+1.42	Nov	182.02	+1.75	Mar	6.334	+4.6
Apr	154.57	+1.15	Jan	182.52	+1.77	May	6.352	+3.4
Jun	149.47	+1.05	Mar	183.50	+1.90	Jul	6.310	+1.6
Soybeans			Soft Red Winter Wheat			Canadian \$		
Jul	16.410	+10.6	Jul	8.436	-35.4	Spot	76.99	-0.18
Aug	15.220	+8.6	Sep	8.564	-35.0	Sep	76.99	-0.18
Sep	14.234	+9.2	Dec	8.724	-34.0	Dec	76.99	-0.19
Nov	14.050	+8.4	Mar	8.856	-33.4	Mar	77.01	-0.19
Jan	14.096	+8.4	May	8.912	-32.2	Jun	77.00	-0.21
Mar	14.022	+8.6	Jul	8.754	-30.6	Sep	76.97	-0.22