



## Daily Market Information Report – Monday, August 8, 2022

The following information is collected from various sources and disseminated by Beef Farmers of Ontario.

### ONTARIO DIRECT TO PACKER RAILGRADE CATTLE TRADE

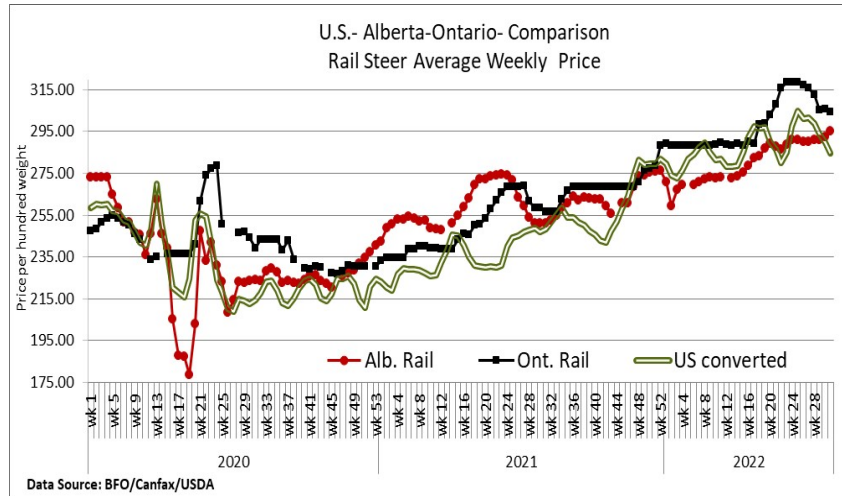
Prices are on a carcass weight basis before grade and weight discounts.

**A Grade Steers**

No new trade reported. One federal packer not bidding today.

**A Grade Heifers**

No new trade reported. One federal packer not bidding today.



Today at **Ontario Stockyards Inc:** 62 veal

Price Range

Top

**Veal 600 lbs +**

109.00-158.00

197.00

**Veal 451-600 lbs**

N/T

Veal sold on a stronger market.

At **Kawartha Lakes Community Sale Barn: August 6, 2022** – 117 cows, 7 bulls, 22 veal, 22 stockers, 1 fed cattle

	Price Range	Avg.	Top
<b>Cows</b>	82.00-125.00	99.68	135.00
<b>Bulls – over 1600 lbs</b>	127.00-153.00	141.93	153.00
<b>Veal 600 lbs and over</b>	132.00-170.00	140.86	170.00
<b>Veal -125 lbs</b>	45.00-400.00	144.34	400.00

All classes of cattle sold on a steady market.

### ONTARIO STOCKER & FEEDER TRADE

Stocker sale at **Brussels Livestock: August 5, 2022** – 801 Stockers

Steers	Price Range	Average	Top	Heifers	Price Range	Average	Top
<b>1000+</b>	187.00-216.50	200.55	216.50	<b>900+</b>	170.00-195.00	178.25	199.00
<b>900-999</b>	193.50-219.00	210.23	219.00	<b>800-899</b>	187.00-200.00	195.69	200.00
<b>800-899</b>	195.00-228.50	216.87	228.50	<b>700-799</b>	162.00-215.00	201.62	215.00
<b>700-799</b>	203.00-250.00	232.72	268.00	<b>600-699</b>	150.00-195.00	171.40	210.00
<b>600-699</b>	227.50-265.00	248.19	265.00	<b>500-599</b>	162.50-197.00	180.55	197.00
<b>500-599</b>	210.00-285.00	244.53	285.00	<b>400-499</b>	132.50-206.00	166.42	267.00
<b>400-499</b>	227.50-297.00	256.22	297.00	<b>300-399</b>	145.00-217.50	193.33	217.50

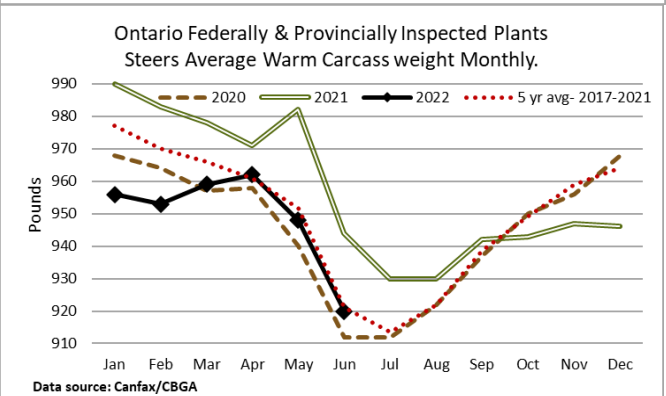
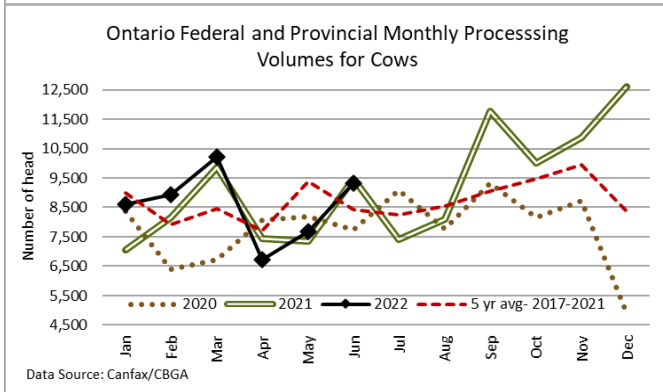
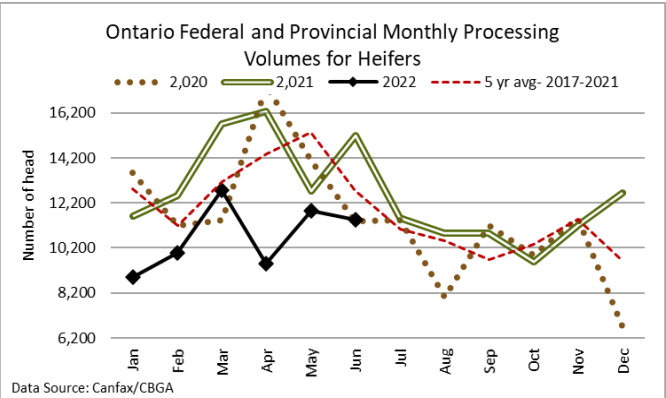
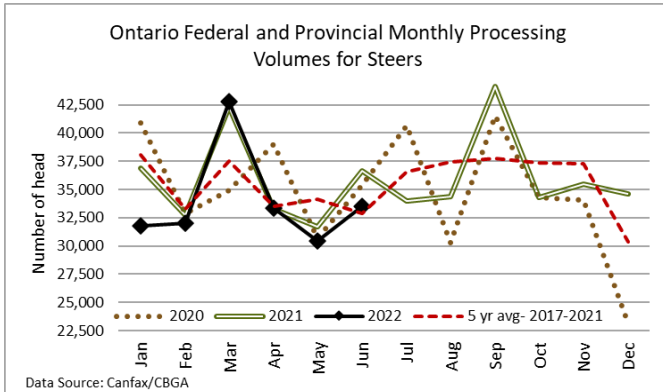
Calves and yearlings sold higher.

### WEEKLY LIVE CATTLE EXPORTS-ONTARIO

	Week ending July 23, 2022	Week ending July 16, 2022	Year to Date
Total live slaughter cattle exported through Ontario ports to the U.S.	1,779	1,981	52,858
Steers & Heifers & Cows	1,613	1,860	49,519
Bulls	166	121	3,339

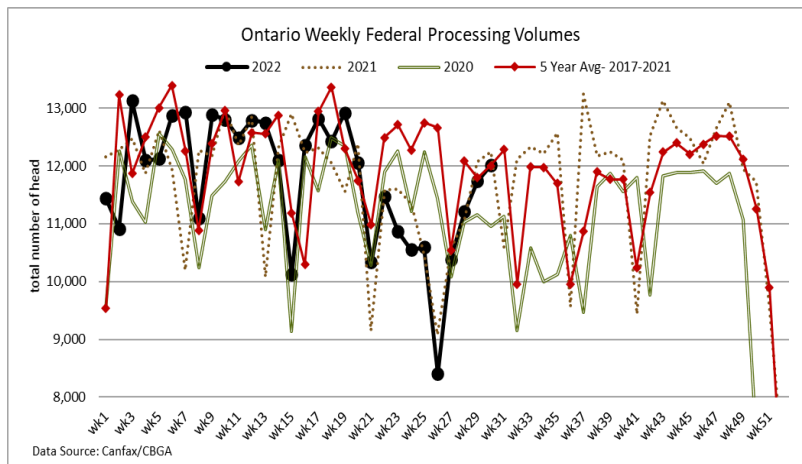
### CANADIAN- FEDERALLY INSPECTED PROCESSING

	Week Ending July 30, 2022	# of hd change from week ago	YTD	% Change (Week Ago)	% Change (Year Ago)
<b>Grand Total</b>	62,959	-4,369	1,894,501	-6%	+2%
<b>Western Processing</b>	49,743	-4,359	1,500,190	-8%	+2%
<b>Eastern Processing</b>	13,216	-10	394,311	-0%	+0%



### ONTARIO- FEDERALLY INSPECTED PROCESSING

	Week Ending July 30, 2022	# of hd change from week ago	YTD	% Change (Week Ago)	% Change (Year Ago)
<b>Grand Total</b>	12,010	+269	352,721	+2.3%	+0.4%



### AVERAGE CARCASS WEIGHTS – CANADA

	<b>Steers</b>	<b>Heifers</b>
July 30, 2022	904	816
July 23, 2022	892	809
July 31, 2021	895	813

### USDA ESTIMATED CATTLE PROCESSING VOLUME

	<b>Week Ending</b>	<b>Previous Week</b>	<b>Year Ago</b>
	<b>Aug 6, 2022</b>		
<b>Grand Total</b>	651,000	669,000	644,000

### U.S. BOXED BEEF CUT-OUT VALUES (U.S. funds)

	<b>Choice</b>	<b>Select</b>
	<b>600-900</b>	<b>600-900</b>
<b>Cutout Values</b> (noon estimate):	266.41	239.82
<b>Change</b> (from yesterday's close):	+1.79	+1.15
<b>Current Five Day Average:</b>	267.58	240.96

### U.S. TRADE (U.S. funds)

The U.S. cash cattle trade last week did improve slightly as the week progressed with sales in the south from \$135.00-\$136.00 early week, to \$136.00-138.00 by the end. In the north trade was noted at \$140.00-\$143.00 to start the week and \$225.00-\$230.00 dressed. By the end of the week trade was sitting at \$143.00-\$147.00 live and \$227.00-\$232.00 dressed as the north continues to trade at a premium to the south. Overall prices for the week, reported by the USDA Mandatory Price report, saw steers averaging \$140.84 live up \$1.01 from the previous week while heifers averaged \$138.19 up \$0.39. On the rail steers averaged \$227.83 up \$2.30 with heifers averaging \$227.80 up \$2.48. Today the market was quiet as both sides took inventory and new show lists were distributed. This week's offering is larger in volume in the north and smaller in the south. Bids and asking prices are unestablished at this time but asking prices are expected to be higher than last week.

**Choice and Select Steers and Heifers:**

Live	N/T
Rail	N/T

### CHICAGO MERCANTILE EXCHANGE

Closing quotes on futures **today** were as follows:

<b>Live Cattle</b>			<b>Feeder Cattle</b>			<b>Corn</b>		
<b>Aug</b>	138.35	+0.47	<b>Aug</b>	181.27	+1.75	<b>Sep</b>	6.074	-1.6
<b>Oct</b>	144.22	+0.35	<b>Sep</b>	185.65	+2.22	<b>Dec</b>	6.072	-2.6
<b>Dec</b>	150.45	+0.47	<b>Oct</b>	187.70	+1.75	<b>Mar</b>	6.152	-2.6
<b>Feb</b>	155.02	+0.42	<b>Nov</b>	189.07	+1.40	<b>May</b>	6.196	-2.6
<b>Apr</b>	157.95	+0.15	<b>Jan</b>	189.45	+1.30	<b>Jul</b>	6.206	-2.4
<b>Jun</b>	152.57	+0.17	<b>Mar</b>	190.57	+1.17	<b>Sep</b>	5.906	-1.4
<b>Soybeans</b>			<b>Soft Red Winter Wheat</b>			<b>Canadian \$</b>		
<b>Aug</b>	16.194	+4.6	<b>Sep</b>	7.796	+4.0	<b>Spot</b>	77.72	+0.43
<b>Sep</b>	14.640	+0.6	<b>Dec</b>	7.992	+4.0	<b>Sep</b>	77.71	+0.44
<b>Nov</b>	14.000	-8.6	<b>Mar</b>	8.172	+3.2	<b>Dec</b>	77.71	+0.43
<b>Jan</b>	14.076	-9.2	<b>May</b>	8.290	+2.6	<b>Mar</b>	77.76	+0.44
<b>Mar</b>	14.084	-8.4	<b>Jul</b>	8.300	+2.4	<b>Jun</b>	77.78	+0.44
<b>May</b>	14.100	-8.0	<b>Sep</b>	8.344	+2.4	<b>Sep</b>	77.79	+0.45

Beef Farmers of Ontario, 130 Malcolm Road, Guelph, ON N1K 1B1 Phone: (519) 824-0334 Fax: (519) 824-9101 or email: [markets@ontariobeef.com](mailto:markets@ontariobeef.com)