



## Daily Market Information Report – Monday, August 29, 2022

The following information is collected from various sources and disseminated by Beef Farmers of Ontario.

### ONTARIO DIRECT TO PACKER RAILGRADE CATTLE TRADE

Prices are on a carcass weight basis before grade and weight discounts.

<b>A Grade Steers</b>	306.00- delivery the week of September 19 <sup>th</sup>
<b>A Grade Heifers</b>	305.00-306.00- delivery the week of September 19 <sup>th</sup>

Today at **Ontario Stockyards Inc:** 50 veal

	Price Range	Top
<b>Veal 600 lbs +</b>	130.00-164.00	187.50

Veal sold actively on a steady to strong market.

At **Kawartha Lakes Community Sale Barn: August 27, 2022** – 136 cows, 11 bulls, 28 veal, 8 fed cattle

	Price Range	Avg.	Top
<b>Cows</b>	80.00-126.00	100.29	136.00
<b>Bulls – under 1600 lbs</b>	113.00-148.00	124.56	148.00
<b>Bulls – over 1600 lbs</b>	142.00-158.00	147.40	158.00
<b>Veal 600 lbs and over</b>	127.00-145.00	138.58	145.00
<b>Veal -125 lbs</b>	20.00-200.00	74.04	200.00

Cows sold actively at steady prices.

### ONTARIO STOCKER & FEEDER TRADE

Stocker sale at **Brussels Livestock: August 26, 2022** – 927 Stockers

<b>Steers</b>	<b>Price Range</b>	<b>Average</b>	<b>Top</b>	<b>Heifers</b>	<b>Price Range</b>	<b>Average</b>	<b>Top</b>
<b>1000+</b>	187.00-210.50	198.35	216.00	<b>900+</b>	176.00-197.25	185.05	199.00
<b>900-999</b>	199.00-227.00	214.76	232.00	<b>800-899</b>	176.00-202.25	190.09	202.25
<b>800-899</b>	194.00-237.50	227.00	237.50	<b>700-799</b>	149.00-206.00	185.57	206.00
<b>700-799</b>	198.00-241.00	218.07	241.00	<b>600-699</b>	134.00-205.00	187.38	207.00
<b>600-699</b>	214.00-253.50	237.85	254.00	<b>500-599</b>	205.00-233.00	224.20	233.00
<b>500-599</b>	209.00-252.50	225.42	260.00	<b>400-499</b>	172.50-253.00	241.46	253.00
<b>400-499</b>	182.00-311.50	264.94	311.50				

Calves sold on a steady market. Yearlings steers sold steady while yearling heifers were \$3.00-\$5.00 cwt higher.

Stocker sale at **Kawartha Lakes Community Sales Barn: August 27, 2022** – 107 Stockers

<b>Steers</b>	<b>Price Range</b>	<b>Average</b>	<b>Top</b>	<b>Heifers</b>	<b>Price Range</b>	<b>Average</b>	<b>Top</b>
<b>800-899</b>	156.00-207.00	183.00	207.00	<b>700-799</b>	175.00-200.00	190.80	200.00
<b>700-799</b>	145.00-215.00	184.96	215.000	<b>600-699</b>	168.00-204.50	188.30	204.50
<b>600-699</b>	145.00-240.00	212.46	240.00				

### WEEKLY LIVE CATTLE EXPORTS-ONTARIO

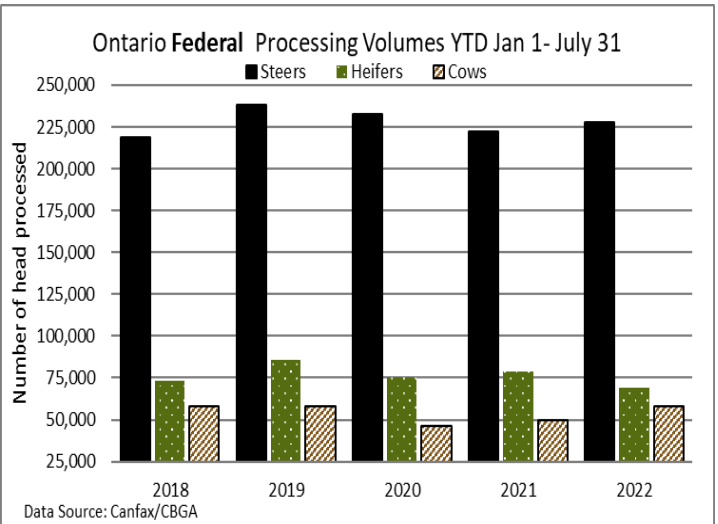
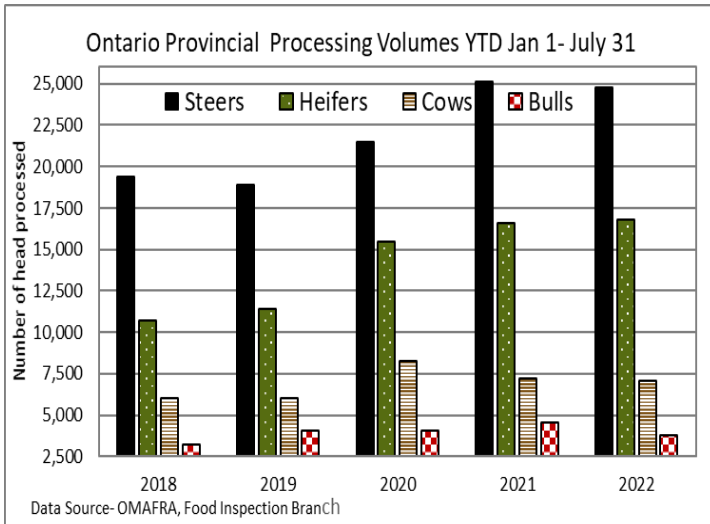
	<b>Week ending Aug 13, 2022</b>	<b>Week ending Aug 6, 2022</b>	<b>Year to Date</b>
Total live slaughter cattle exported <i>through Ontario ports to the U.S.</i>	<b>1,484</b>	<b>1,167</b>	<b>56,894</b>
Steers & Heifers & Cows	1,382	1,079	53,249
Bulls	102	88	3,645

**CANADIAN- FEDERALLY INSPECTED PROCESSING**

	Week Ending Aug 20, 2022	# of hd change from week ago	YTD	% Change (Week Ago)	% Change (Year Ago)
<b>Grand Total</b>	67,307	+9,810	2,079,651	+17%	+1%
<b>Western Processing</b>	53,957	+9,741	1,647,952	+22%	+1%
<b>Eastern Processing</b>	13,350	+69	431,699	+1%	-0%

**ONTARIO- FEDERALLY INSPECTED PROCESSING-Civic Holiday the previous week**

	Week Ending Aug 20, 2022	# of hd change from week ago	YTD	% Change (Week Ago)	% Change (Year Ago)
<b>Grand Total</b>	12,080	+30	386,276	+0.2%	+0.2%



**AVERAGE CARCASS WEIGHTS – CANADA**

	Steers	Heifers
<b>Aug 20, 2022</b>	924	830
<b>Aug 13, 2022</b>	919	828
<b>Aug 21, 2021</b>	904	827

**AVERAGE CARCASS WEIGHTS – ONTARIO**

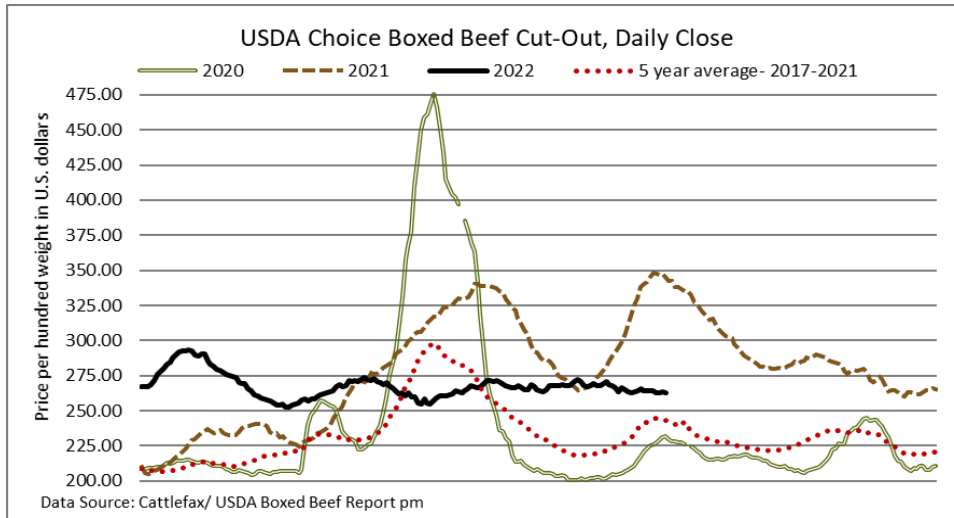
	Steers	Heifers
<b>Aug 20, 2022</b>	938	823
<b>Aug 13, 2022</b>	943	824
<b>Aug 21, 2021</b>	931	815

**USDA ESTIMATED CATTLE PROCESSING VOLUME**

	Week Ending Aug 27 2022	Previous Week	Year Ago
<b>Grand Total</b>	678,000	661,000	653,000

**U.S. BOXED BEEF CUT-OUT VALUES (U.S. funds)**

	Choice 600-900	Select 600-900
<b>Cutout Values (noon estimate):</b>	263.52	241.35
<b>Change (from yesterday's close):</b>	+0.76	+2.59
<b>Current Five Day Average:</b>	263.29	238.22



### U.S. TRADE (U.S. funds)

The U.S. cash cattle trade last week light to moderate with trade in the south from \$138.00-\$143.00, majority at \$142.00 live which is fully steady to the previous week. In the north some live deals were reported from \$144.00-\$149.00, mainly \$146.00, while dressed deals ranged from \$230.00-\$236.00, mostly \$232.00-\$233.00, down \$1.00-\$2.00 cwt on average. Overall prices for the week reported by the USDA Mandatory Price Report saw live steers weekly weighted average price at \$144.79 down \$2.09 from the previous week while heifers averaged \$143.92 live down \$0.61. On the rail steers averaged \$232.88 dressed down \$1.35 with heifers averaging \$232.52 down \$1.40 from the previous week's trade.

Today, the market was quiet as usual on Monday with show list distribution the business of the day. This week's offering is reported as smaller in volume in all feeding states. Bids and asking prices are unestablished with little business expected before Tuesday at the earliest.

**Choice and Select Steers and Heifers:**

Live	N/T
Rail	N/T

### CHICAGO MERCANTILE EXCHANGE

Closing quotes on futures **today** were as follows:

Live Cattle			Feeder Cattle			Corn		
Aug	141.55	+0.75	Sep	179.92	-2.27	Sep	6.836	+15.0
Oct	142.90	-0.15	Oct	181.07	-2.32	Dec	6.830	+18.6
Dec	148.92	-0.17	Nov	182.90	-2.27	Mar	6.876	+18.0
Feb	153.65	-0.25	Jan	184.00	-2.15	May	6.880	+17.4
Apr	157.57	-0.15	Mar	185.90	-2.32	Jul	6.830	+16.0
Jun	153.17	-0.17	Apr	189.10	-2.32	Sep	6.366	+11.4
Soybeans			Soft Red Winter Wheat			Canadian \$		
Sep	15.346	-70.4	Sep	8.200	+35.2	Spot	76.89	+0.12
Nov	14.376	-23.4	Dec	8.426	+37.4	Sep	76.86	+0.12
Jan	14.430	-22.4	Mar	8.574	+36.0	Dec	76.85	+0.13
Mar	14.440	-21.0	May	8.646	+34.2	Mar	76.88	+0.13
May	14.442	-20.4	Jul	8.644	+32.6	Jun	76.89	+0.13
Jul	14.422	-19.2	Sep	8.696	+31.6	Sep	76.88	+0.12

Beef Farmers of Ontario, 130 Malcolm Road, Guelph, ON N1K 1B1 Phone: (519) 824-0334 Fax: (519) 824-9101 or email: [markets@ontariobeef.com](mailto:markets@ontariobeef.com)