



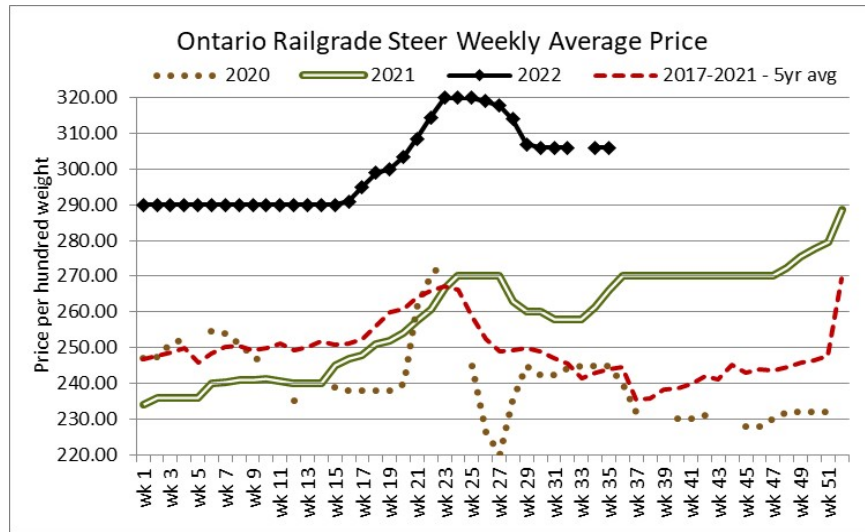
## Daily Market Information Report – Friday September 2, 2022

The following information is collected from various sources and disseminated by Beef Farmers of Ontario.

### ONTARIO DIRECT TO PACKER RAILGRADE CATTLE TRADE

Prices are on a carcass weight basis before grade and weight discounts,

- A Grade Steers** 306.00- few with delivery the week of September 26<sup>th</sup> – quiet in the afternoon
- A Grade Heifers** 305.00-306.00- few with delivery the week of September 26<sup>th</sup> – quiet in the afternoon



Today at **Brussels Livestock – 750** stockers

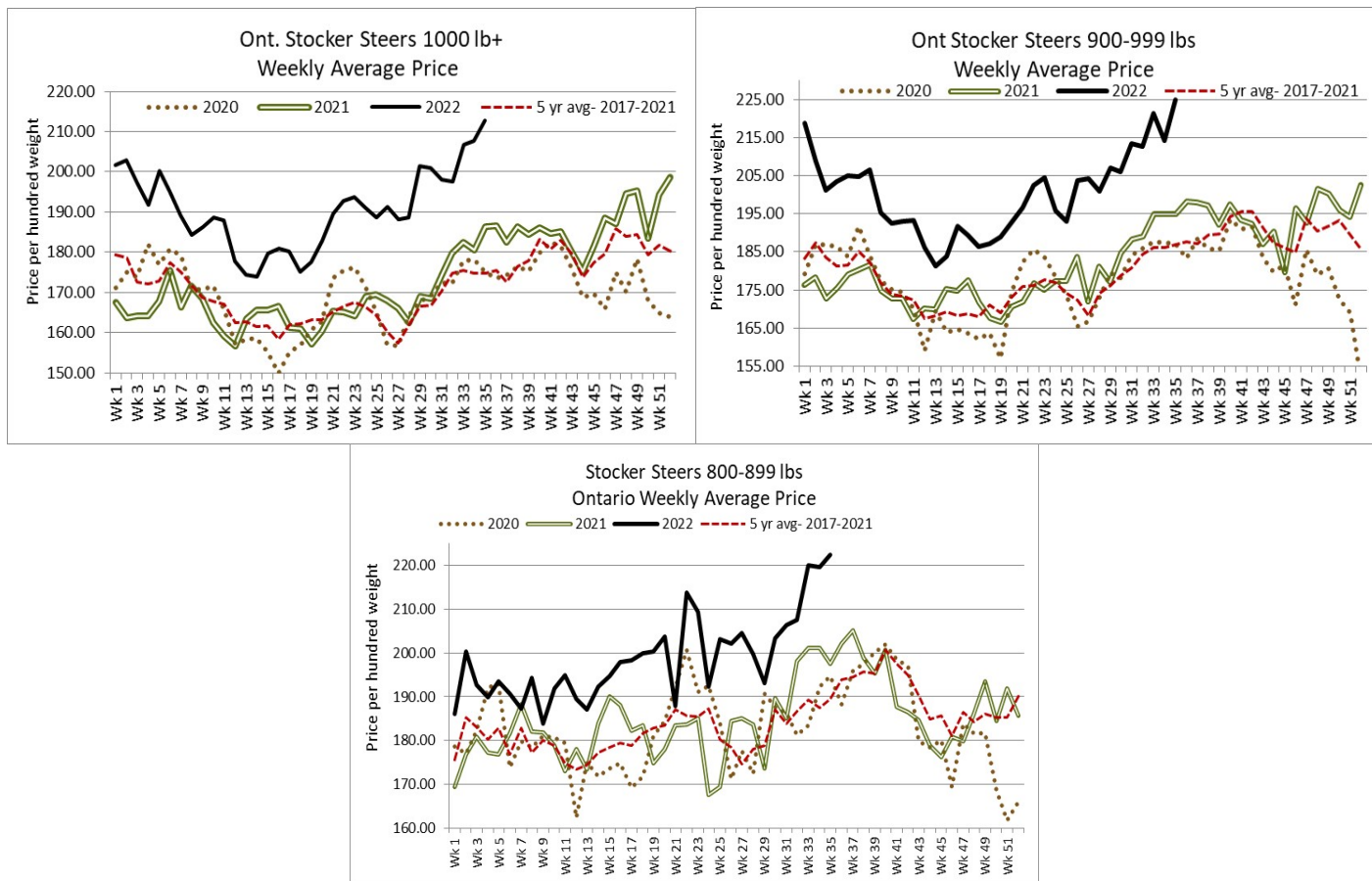
| <b>Steers</b>  | <b>Price Range</b> | <b>Average</b> | <b>Top</b> | <b>Heifers</b> | <b>Price Range</b> | <b>Average</b> | <b>Top</b> |
|----------------|--------------------|----------------|------------|----------------|--------------------|----------------|------------|
| <b>1000+</b>   | 196.00-223.00      | 210.05         | 228.50     | <b>900+</b>    | 176.00-189.00      | 181.30         | 198.50     |
| <b>900-999</b> | 185.00-229.00      | 221.78         | 229.00     | <b>800-899</b> | 179.00-194.00      | 186.54         | 203.00     |
| <b>800-899</b> | 222.00-235.50      | 225.15         | 235.50     | <b>700-799</b> | 174.00-212.00      | 192.60         | 212.00     |
| <b>700-799</b> | 177.00-269.00      | 226.93         | 269.00     | <b>600-699</b> | 169.00-212.50      | 195.06         | 214.00     |
| <b>600-699</b> | 187.00-245.00      | 227.56         | 287.50     | <b>500-599</b> | 197.00-235.00      | 213.48         | 235.00     |
| <b>500-599</b> | 191.00-257.50      | 235.40         | 300.00     | <b>400-499</b> | 135.00-245.00      | 193.61         | 245.00     |
| <b>400-499</b> | 255.00-300.00      | 282.37         | 322.50     | <b>-300</b>    | 165.00-220.00      | 186.75         | 220.00     |
| <b>399-</b>    | 195.00-327.50      | 289.06         | 327.50     |                |                    |                |            |

Calves and yearlings sold actively at fully steady prices.

Ontario auction sales on **Thursday** saw weighted prices for:

|  | <b>Volume</b> | <b>Price Range</b> | <b>Average</b> | <b>Top</b> |
|--|---------------|--------------------|----------------|------------|
| <b>Large &amp; Medium Frame Fed Steers 1250 lbs +</b>  | 64            | 175.00-188.50      | 183.02         | 192.50     |
| <b>Large &amp; Medium Frame Fed Heifers 1000 lbs +</b> | 47            | 161.47-183.49      | 175.97         | 184.50     |
| <b>Fed Steers, Dairy &amp; Dairy Cross 1250 lbs +</b>  | 14            | 145.00-158.0       | 152.00         | 158.00     |
|  | 18            | 139.28-148.81      | 143.09         | 152.50     |
| <b>Cows</b>  | 350           | 85.61-126.31       | 103.12         | 150.00     |
| <b>Bulls – under 1600 lbs</b>                          | 7             | 105.86-132.93      | 119.21         | 158.00     |
| <b>Bulls – Over 1600 lbs</b>                           | 20            | 85.90-156.95       | 115.98         | 173.00     |
| <b>Veal over 600 lbs</b>                               | 110           | 134.66-180.94      | 163.72         | 208.00     |

To check out individual auction market results on the Ontario Beef website go to <https://www.ontariobeef.com/markets/market-reports.aspx>



**ONTARIO STOCKER AND FEEDER TRADE**

Stocker sale at **Ontario Livestock Exchange: September 1, 2022 – 220** Stockers

| Steers  | Price Range   | Average | Top    | Heifers | Price Range   | Average | Top    |
|---------|---------------|---------|--------|---------|---------------|---------|--------|
| 1000+   | 175.00-210.00 | 203.38  | 210.00 | 800-899 | 120.00-185.00 | 158.56  | 185.00 |
| 900-999 | 194.00-210.00 | 205.66  | 210.00 | 600-699 | 140.00-147.50 | 142.22  | 147.50 |
| 800-899 | 120.00-217.50 | 185.00  | 217.50 | 500-599 | 80.00-180.00  | 136.67  | 225.00 |
| 700-799 | 155.00-225.00 | 212.50  | 225.00 | 400-499 | 195.00-220.00 | 208.13  | 220.00 |
| 600-699 | 175.00-245.00 | 203.54  | 245.00 | 300-399 | 145.00-222.50 | 179.17  | 222.50 |
| 400-499 | 132.50-220.00 | 167.50  | 220.00 |         |               |         |        |
| 399-    | 102.50-285.00 | 175.36  | 305.00 |         |               |         |        |

Stockers sold at strong prices. *Every Wed. at 1:00 pm-Vaccinated Stocker Sales.*

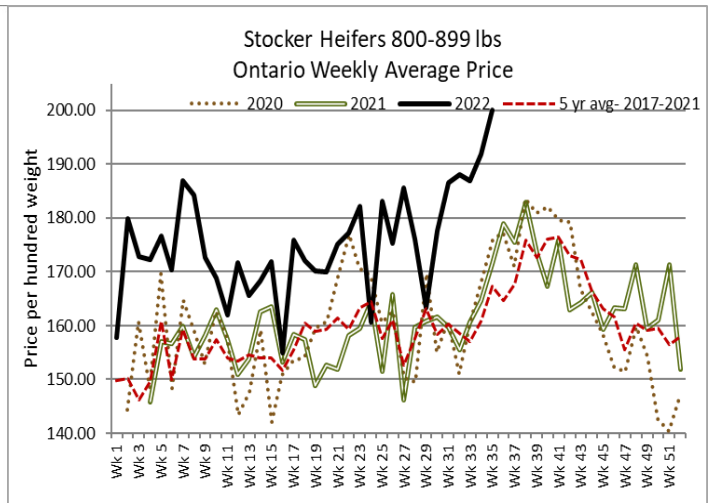
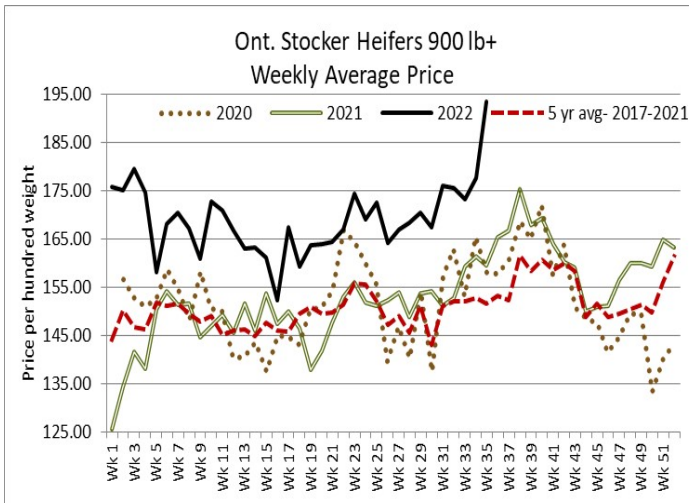
Stocker sale at: **Ontario Stockyards Inc: September 1, 2022 – 231** Stockers

| Steers  | Price Range   | Average | Top    | Heifers | Price Range   | Average | Top    |
|---------|---------------|---------|--------|---------|---------------|---------|--------|
| 1000+   | 110.00-204.50 | 142.40  | 204.50 | 900+    | 165.00-216.00 | 200.04  | 216.00 |
| 900-999 | 220.00-231.00 | 222.74  | 231.00 | 800-899 | 170.00-222.00 | 207.73  | 222.00 |
| 800-899 | 160.00-230.00 | 209.64  | 230.00 | 700-799 | 188.00-220.00 | 203.71  | 220.00 |
| 700-799 | 170.00-234.00 | 187.80  | 234.00 | 600-699 | 185.00-220.00 | 202.88  | 231.00 |
| 600-699 | 180.00-248.00 | 217.14  | 248.00 | 500-599 | 202.50-237.50 | 219.81  | 239.00 |
| 500-599 | 187.50-300.00 | 169.91  | 300.00 | 400-499 | 222.50-252.50 | 241.89  | 252.50 |
|         |               |         |        | 300-399 | 167.50-240.00 | 193.50  | 240.00 |

A lighter run of stockers with some buyers celebrating a religious holiday. Yearlings sold fully steady to stronger while a very medium offering of calves sold steady with quality considered. *Sept 29<sup>th</sup> @ 11:00 am- Special Fall Yearling Sale!*  
*Every Thurs. at 11:00 am- Vaccinated & Non-Vaccinated Stocker Sales.*

Stocker sale at **Ottawa Livestock Exchange: September 1, 2022 – 77 Stockers**

| <b>Steers</b>  | <b>Price Range</b> | <b>Average</b> | <b>Top</b> | <b>Heifers</b> | <b>Price Range</b> | <b>Average</b> | <b>Top</b> |
|----------------|--------------------|----------------|------------|----------------|--------------------|----------------|------------|
| <b>700-799</b> | 186.00-230.00      | 218.50         | 230.00     | <b>400-499</b> | 204.00-254.00      | 234.57         | 254.00     |
| <b>600-699</b> | 190.00-268.00      | 237.60         | 268.00     |                |                    |                |            |
| <b>500-599</b> | 238.00-296.00      | 258.57         | 300.00     |                |                    |                |            |
| <b>400-499</b> | 258.00-300.00      | 269.87         | 322.00     |                |                    |                |            |



**U.S. BOXED BEEF CUT-OUT VALUES (U.S. funds)**

|   |                |                |
|---|----------------|----------------|
|   | <b>Choice</b>  | <b>Select</b>  |
|   | <b>600-900</b> | <b>600-900</b> |
| <b>Cutout Values (noon estimate):</b>   | 259.97         | 238.31         |
| <b>Change (from yesterday's close):</b> | +1.90          | +1.72          |
| <b>Current Five Day Average:</b>        | 260.40         | 239.11         |

**QUEBEC ELECTRONIC AUCTION MARKET (F.O.B. THE FEEDLOT)**

|                                       |              |                              |
|---------------------------------------|--------------|------------------------------|
|                                       | <b>Price</b> | <b>Change from Last Week</b> |
| For the week ending September 1, 2022 | N/A          | N/A                          |

**ALBERTA DIRECT TRADE**

**Alberta's direct trade** was active with sales reported by Canfax from \$302.00-\$304.00 delivered on a dressed basis, up \$2.00-\$4.00 from last week's trade. Canfax reports: "Competition on the cash market remains decent with both major packers buying cattle. Packers are getting fewer grid cattle turned into them, as a result this has improved buying interest on the cash market. Cattle that traded were being scheduled for late September/early October delivery. In some instances, cattle were being bought flat with no heavy weight carcass discounts."

|                      |      |     |                   |               |
|----------------------|------|-----|-------------------|---------------|
| <b>Steers</b> - FOB  | Live | N/T | <b>Rail</b> - FOB | 299.00-302.50 |
| <b>Heifers</b> - FOB | Live | N/T | <b>Rail</b> - FOB | 300.50        |

**U.S. TRADE (U.S. funds)**

**The U.S. cash cattle trade** was light this week as sellers resisted the lower bids. Prices in the south ranged from \$136.00-\$142.00 live, majority at \$141.00 which is \$1.00 cwt easier than last week. In the north some trade was reported on a live basis from \$143.00-\$147.00, mainly \$143.00-\$145.00 down \$1.00-\$3.00 on average. Dressed trade in the north ranged from \$225.00-\$234.00, with majority from \$228.00-\$230.00 which is down \$3.00-\$5.00 cwt. Today the market is quiet and it appears the bulk of business is completed. Asking prices on the remaining cattle are sitting at \$142.00 live in the south and \$232.00 dressed in the north.

|                                       |      |               |
|---------------------------------------|------|---------------|
| Choice and Select Steers and Heifers: | Live | 136.00-147.00 |
|                                       | Rail | 225.00-234.00 |

### CHICAGO MERCANTILE EXCHANGE

Closing quotes on futures **today** were as follows:

| Live Cattle |        |       | Feeder Cattle         |        |       | Corn        |       |       |
|-------------|--------|-------|-----------------------|--------|-------|-------------|-------|-------|
| Oct         | 144.55 | +1.75 | Sep                   | 183.87 | +0.72 | Sep         | 6.690 | +10.6 |
| Dec         | 150.25 | +1.67 | Oct                   | 184.95 | +0.60 | Dec         | 6.656 | +7.6  |
| Feb         | 154.37 | +1.22 | Nov                   | 186.25 | +0.55 | Mar         | 6.712 | +7.4  |
| Apr         | 158.02 | +0.75 | Jan                   | 187.07 | +0.67 | May         | 6.724 | +6.4  |
| Jun         | 154.05 | +0.70 | Mar                   | 189.10 | +0.82 | Jul         | 6.672 | +5.6  |
| Aug         | 153.90 | +0.67 | Apr                   | 192.12 | +0.77 | Sep         | 6.276 | +8.0  |
| Soybeans    |        |       | Soft Red Winter Wheat |        |       | Canadian \$ |       |       |
| Sep         | 15.104 | +37.6 | Sep                   | 7.930  | +17.4 | Spot        | 76.18 | +0.23 |
| Nov         | 14.204 | +25.6 | Dec                   | 8.110  | +16.6 | Sep         | 76.16 | +0.24 |
| Jan         | 14.252 | +25.4 | Mar                   | 8.272  | +16.0 | Dec         | 76.14 | +0.23 |
| Mar         | 14.280 | +25.4 | May                   | 8.372  | +16.2 | Mar         | 76.17 | +0.23 |
| May         | 14.294 | +25.0 | Jul                   | 8.384  | +15.4 | Jun         | 76.19 | +0.22 |
| Jul         | 14.270 | +23.6 | Sep                   | 8.452  | +15.4 | Sep         | 76.17 | +0.21 |

Beef Farmers of Ontario, 130 Malcolm Road, Guelph, ON N1K 1B1 Phone: (519) 824-0334 Fax: (519) 824-9101 or email: [markets@ontariobeef.com](mailto:markets@ontariobeef.com)

### ONTARIO STOCKER & FEEDER TRADE SPECIAL FALL SALES

|        |          |  |   |
|--------|----------|--|---|
| Sep 2  | 7:00 pm  | Cargill Auction Market                 | Char & Exotic Cross Yearling Sale       |
| Sep 3  | 1:00 pm  | Maple Hill Auctions Ltd                | Ontario Autumn Angus Classic            |
| Sep 10 | 1:00 pm  | Maple Hill Auctions Ltd                | Ontario Autumn Simmental Classic        |
| Sep 16 | 11:00 am | Community Livestock Exchange (Hoards)  | Quinte Cattlemen's Fall Stocker Sale    |
| Sep 20 | 10:00 am | Thessalon-Algoma Livestock Co-op Sales | Yearling Sale, Farmer Lots & Comingled  |
| Sep 24 | 11:00 am | Denfield Livestock Exchange            | Vaccinated Calves & Yearlings-Off Grass |
| Sep 24 | 8:00 am  | Stratton-Rainy River Cattlemen's Sale  | Stocker Sale- Cows & Bulls To Start     |