



Daily Market Information Report – Friday September 9, 2022

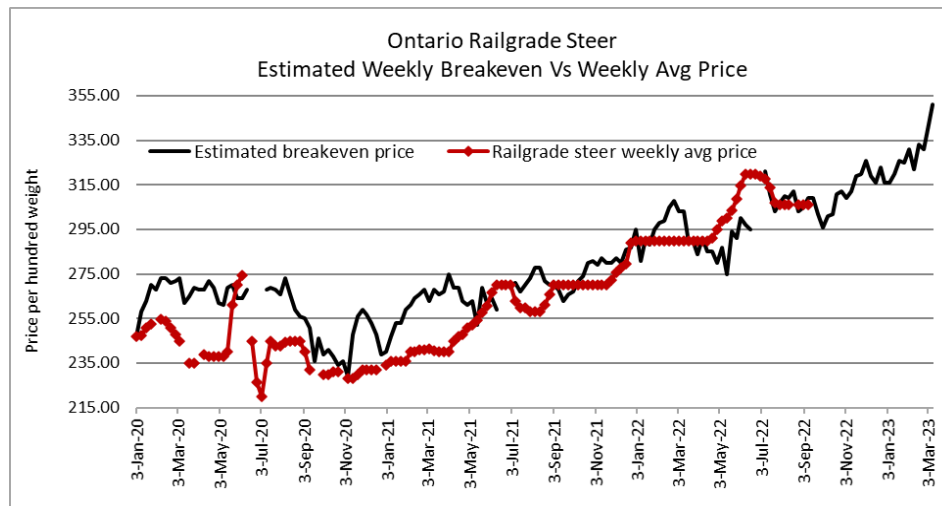
The following information is collected from various sources and disseminated by Beef Farmers of Ontario.

ONTARIO DIRECT TO PACKER RAILGRADE CATTLE TRADE

Prices are on a carcass weight basis before grade and weight discounts,

A Grade Steers No new trade reported for today. One packer not bidding today.

A Grade Heifers No new trade reported for today. One packer not bidding today.



The information provided on this report is based on weighted averages for actual data collected. Input costs are a guideline only and will vary from producer to producer. BFO does not take any responsibility and accepts no legal liability arising from or connected to damages or losses experienced by producers when using this information. This is to be used at your own risk.

Today at **Brussels Livestock – 1,100** stockers

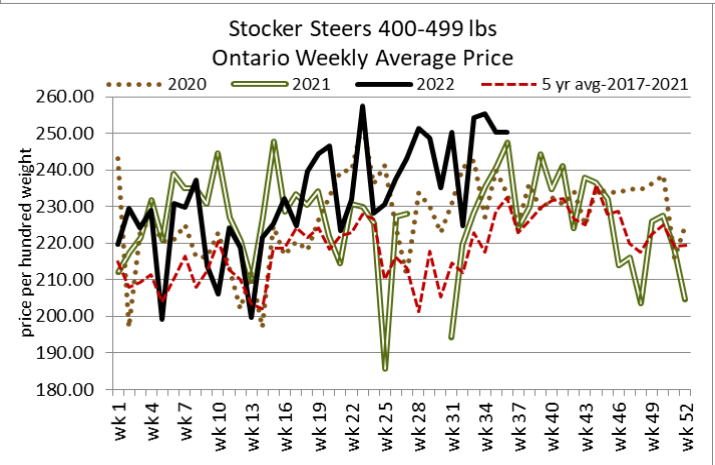
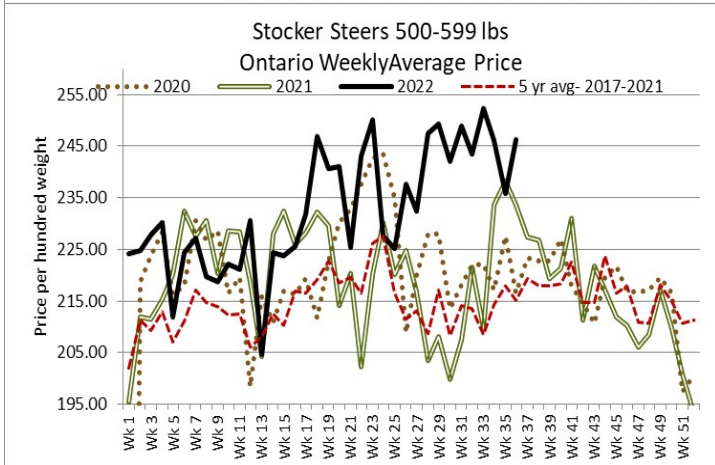
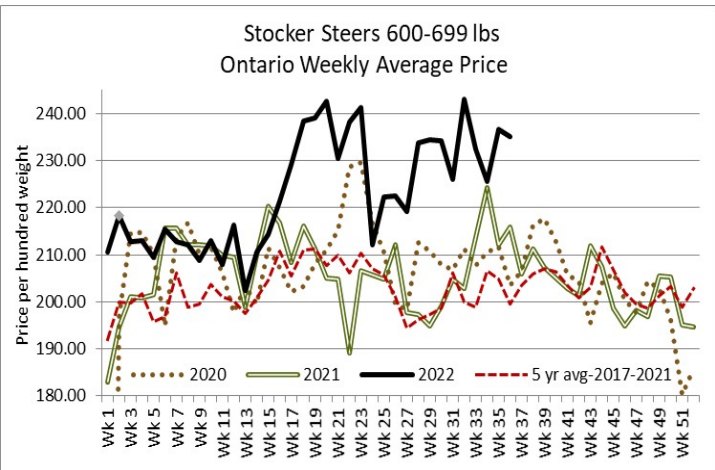
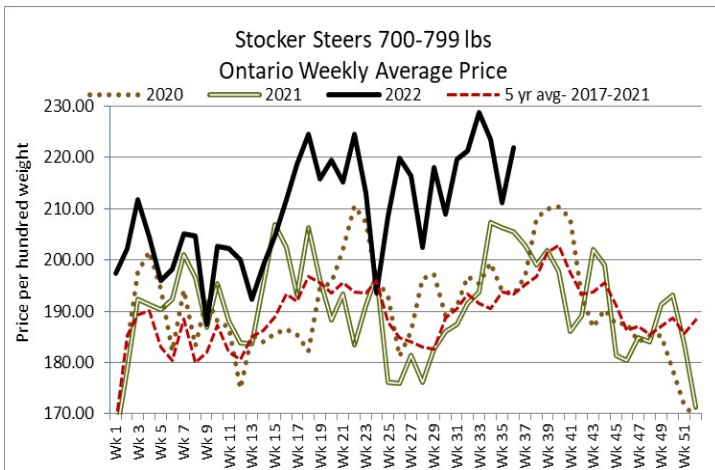
Steers	Price Range	Average	Top	Heifers	Price Range	Average	Top
1000+	190.25-231.75	215.44	231.75	900+	177.00-200.50	190.13	200.50
900-999	228.00-240.00	234.91	242.00	800-899	170.00-216.00	190.89	216.00
800-899	231.00-245.25	238.34	245.25	700-799	199.00-219.00	212.47	219.00
700-799	212.00-272.00	242.19	274.00	600-699	211.00-226.00	218.54	226.00
600-699	231.00-284.00	257.02	284.00	500-599	175.00-248.00	217.14	248.00
500-599	231.00-300.00	267.26	300.00	400-499	165.00-240.00	221.33	240.00
400-499	265.00-308.00	278.93	308.00	300-399	207.50-245.00	227.08	282.50
399-	25.00-290.00	218.75	290.00				

Calves and yearlings sold on a very strong active trade at higher prices, with grass cattle bringing a further premium.

Ontario auction sales on **Thursday** saw weighted prices for:

	Volume	Price Range	Average	Top
Large & Medium Frame Fed Steers 1250 lbs +	48	176.50-188.00	182.40	188.00
Large & Medium Frame Fed Heifers 1000 lbs +	13	166.85-178.27	172.44	180.50
Fed Steers, Dairy & Dairy Cross 1250 lbs +	25	146.00-163.00	156.00	164.00
Fed Heifers, Dairy & Dairy Cross 1000 lbs +	22	116.64-143.00	130.46	153.00
Cows	386	91.31-127.90	106.42	147.00
Bulls – under 1600 lbs	5	121.00-158.00	139.60	170.00
Bulls – Over 1600 lbs	22	143.09-164.18	154.68	168.00
Veal over 600 lbs	80	148.50-192.51	174.85	201.00

To check out individual auction market results on the Ontario Beef website go to <https://www.ontariobeef.com/markets/market-reports.aspx>



ONTARIO STOCKER AND FEEDER TRADE

Stocker sale at **Ontario Livestock Exchange: September 8, 2022 – 283** Stockers

Steers	Price Range	Average	Top	Heifers	Price Range	Average	Top
900-999	181.00-204.00	193.07	219.00	800-899	161.00-184.00	170.80	191.00
800-899	170.00-200.00	190.59	251.00	700-799	150.00-207.50	183.14	207.50
700-799	185.00-231.00	213.81	255.00	600-699	120.00-212.50	177.92	212.50
600-699	190.00-245.00	221.03	255.00	500-599	175.00-262.00	215.93	262.00
500-599	230.00-274.00	263.20	312.50				
400-499	190.00-252.50	229.58	290.00				
399-	280.00-340.00	308.00	340.00				

Stockers sold at higher prices. *Every Wed. at 1:00 pm-Vaccinated Stocker Sales.*

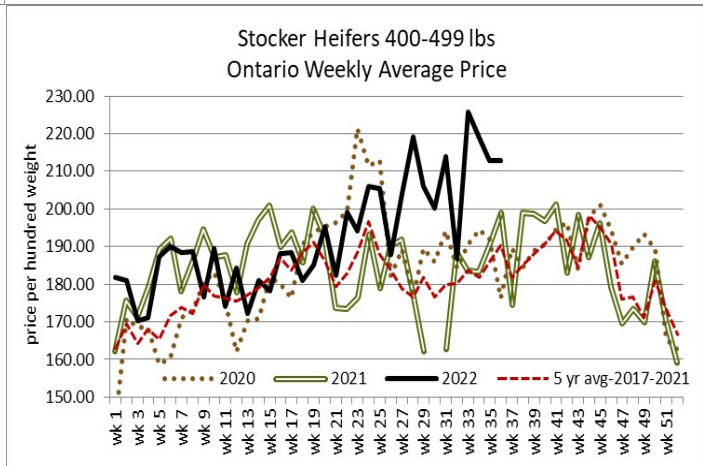
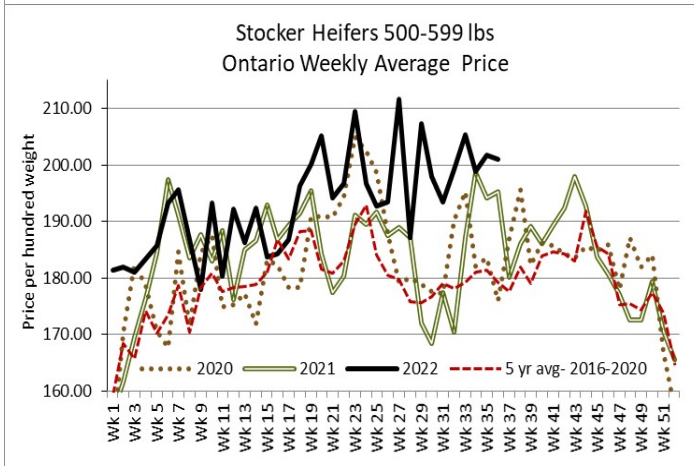
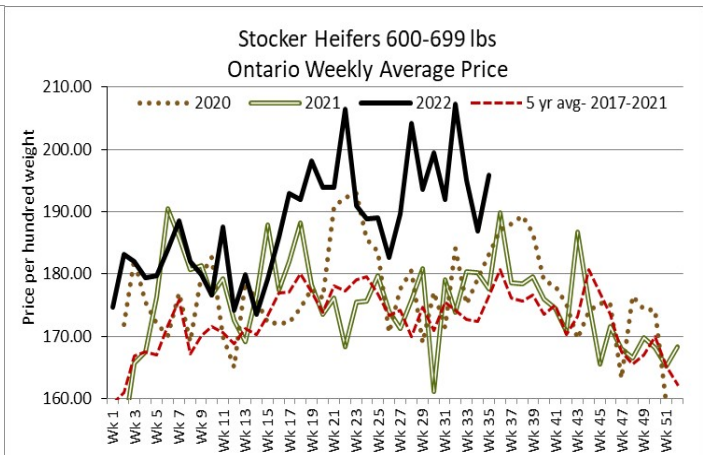
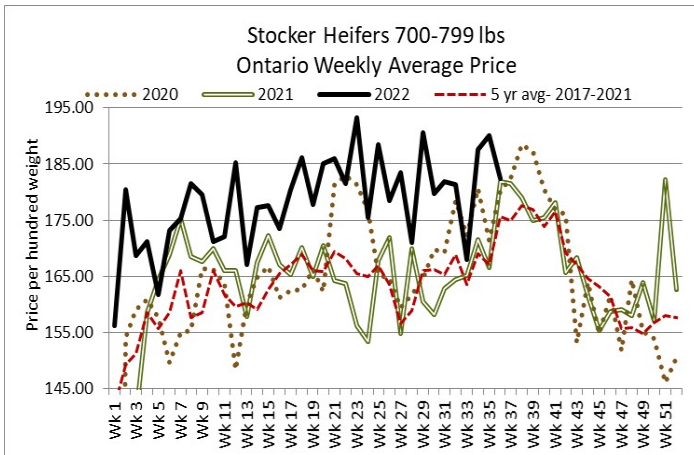
Stocker sale at: **Ontario Stockyards Inc: September 8, 2022 – 770** Stockers

Steers	Price Range	Average	Top	Heifers	Price Range	Average	Top
1000+	187.00-217.00	199.32	217.00	900+	171.00-201.00	188.04	201.00
900-999	202.50-227.00	224.21	227.00	800-899	168.00-221.00	204.04	221.00
800-899	200.00-244.00	229.88	246.00	700-799	165.00-224.00	196.24	227.00
700-799	210.00-277.00	251.70	277.00	600-699	187.50-226.50	206.45	235.00
600-699	200.00-280.00	240.51	291.00	500-599	195.00-240.00	218.37	254.00
500-599	230.00-295.00	264.95	327.50	400-499	215.00-262.50	242.63	262.50
400-499	237.50-317.50	276.28	317.50	300-399	197.50-255.00	221.79	255.00
399-	190.00-330.00	294.64	330.00	299-	155.00-175.00	161.25	175.00

Stockers sold on a strong, steady market. *Every Thurs. at 11:00 am- Vaccinated & Non-Vaccinated Stocker Sales.*

Stocker sale at **Ottawa Livestock Exchange: September 8, 2022 – 67 Stockers**

Steers	Price Range	Average	Top	Heifers	Price Range	Average	Top
900-999	216.00-220.00	216.67	220.00				
700-799	194.00-222.00	208.00	222.00				
600-699	188.00-280.00	238.00	280.00				
500-599	198.00-296.00	260.44	304.00				
400-499	210.00-330.00	297.20	330.00				
399-	298.00-320.00	310.00	320.00				



U.S. BOXED BEEF CUT-OUT VALUES (U.S. funds)

	Choice 600-900	Select 600-900
Cutout Values (noon estimate):	257.24	236.02
Change (from yesterday's close):	-0.77	-0.02
Current Five Day Average:	259.46	237.60

QUEBEC ELECTRONIC AUCTION MARKET (F.O.B. THE FEEDLOT)

	Price	Change from Last Week
For the week ending September 9, 2022	N/A	N/A

ALBERTA DIRECT TRADE

Alberta's direct trade was light this week with Canfax reporting prices from \$300.00-\$303.00 delivered on a dressed basis which is steady to \$1.00 cwt easier than the previous week. Canfax notes: "Depending on which packer bought the cattle, cattle were being scheduled for anywhere from late September to mid-October delivery."

Steers - FOB	Live	N/T	Rail - FOB	299.50-301.50
Heifers - FOB	Live	N/T	Rail - FOB	300.50

U.S. TRADE (U.S. funds)

The U.S. cash cattle trade was basically at a standstill until Thursday morning. A couple of scattered deals in the north were noted Tuesday and Wednesday at \$228.00 dressed with a few in the south at \$141.00 live but not nearly enough sold to establish a market. Sellers were digging in this week and holding out for higher prices, but were unsuccessful. Light to moderate trade in the south developed Thursday at fully steady prices of \$141.00 live. In the north live trade was also steady to a touch easier from \$142.00-\$148.00, mainly \$143.00, but dressed trade was around \$2.50 cwt easier from \$224.00-\$230.00 dressed, majority from \$226.00-\$227.00. Today the market is quiet and it appears the bulk of trade for the week is completed.

Choice and Select Steers and Heifers: Live 138.00-148.00
 Rail 226.00-231.00

CHICAGO MERCANTILE EXCHANGE

Closing quotes on futures **today** were as follows:

Live Cattle			Feeder Cattle			Corn		
Oct	145.67	+1.30	Sep	183.00	+0.67	Sep	6.984	+24.0
Dec	150.97	+1.32	Oct	185.57	+1.17	Dec	6.850	+16.4
Feb	155.35	+1.07	Nov	186.82	+1.07	Mar	6.892	+16.0
Apr	159.02	+0.85	Jan	187.40	+0.72	May	6.892	+14.6
Jun	155.22	+0.90	Mar	189.47	+0.55	Jul	6.834	+13.6
Aug	155.08	+0.87	Apr	192.30	+0.47	Sep	6.430	+11.2

Soybeans			Soft Red Winter Wheat			Canadian \$		
Sep	14.892	+18.6	Sep	8.532	+42.6	Spot	76.73	+0.38
Nov	14.122	+26.2	Dec	8.694	+40.4	Sep	76.72	+0.40
Jan	14.174	+26.2	Mar	8.740	+40.2	Dec	76.72	+0.40
Mar	14.202	+25.4	May	8.904	+37.6	Mar	76.77	+0.41
May	14.230	+24.6	Jul	8.840	+34.4	Jun	76.82	+0.44
Jul	14.212	+23.4	Sep	8.862	+31.4	Sep	76.85	+0.47

Beef Farmers of Ontario, 130 Malcolm Road, Guelph, ON N1K 1B1 Phone: (519) 824-0334 Fax: (519) 824-9101 or email: markets@ontariobeef.com

ONTARIO STOCKER & FEEDER TRADE SPECIAL FALL SALES

Sep 10	1:00 pm	Maple Hill Auctions Ltd	Ontario Autumn Simmental Classic
Sep 16	11:00 am	Community Livestock Exchange (Hoards)	Quinte Cattlemen's Fall Stocker Sale
Sep 20	10:00 am	Thessalon-Algoma Livestock Co-op Sales	Yearling Sale, Farmer Lots & Comingled
Sep 24	11:00 am	Denfield Livestock Exchange	Vaccinated Calves & Yearlings-Off Grass
Sep 24	8:00 am	Stratton-Rainy River Cattlemen's Sale	Stocker Sale- Cows & Bulls To Start
Sep 28	12:00 pm	Aylmer Stockyards Inc	Fall Stocker Sale
Sep 28	1:00 pm	Vankleek Hill Livestock Exchange	Fall Stocker Sale
Sep 29	11:00 am	Ontario Stockyards Inc	Special Yearling Sale (in regular sale)
Sep 30	9:00 am	Keady Livestock Market	Grass Yearling Sale- ONS
Sep 30	7:00 pm	Cargill Auction Market	Charolais & Exotic Cross Yearling Sale