



Daily Market Information Report - Tuesday, October 11, 2022

The following information is collected from various sources and disseminated by Beef Farmers of Ontario.

ONTARIO DIRECT TO PACKER RAILGRADE CATTLE TRADE

Prices are on a carcass weight basis before grade and weight discounts.

A Grade Steers	303.00-delivery the week of October 24 th
A Grade Heifers	302.00-delivery the week of October 24 th

ONTARIO LIVE CATTLE TRADE

Today at **Brussels Livestock**: 75 fed cattle, 175 cows

	Price Range	Top
Choice fed steers and heifers	178.00-185.00	
Second cut cattle	170.00-178.00	
Aged & med fed steers and heifers	140.00-165.00	
Holstein steers and heifers	129.00-154.00	
Good Beef Cows	98.00-128.50	
Good Holsteins	100.00-138.00	
Medium Holsteins	80.00-90.00	
Bulls	133.00-160.00	

Fed steers and heifers sold at steady prices. Cows sold on a steady trade. *October 21st @10:00 am- Special Hereford Influence Sale! (in regular stocker sale)*

Today at **Ontario Livestock Exchange**: 320 Veal & 120 Cows

	Price Range	Top
Good Fed Cows	103.00-125.00	150.00
Beef Veal	210.00-238.00	
Good Holstein	190.00-214.00	
Medium Holstein	180.00-190.00	
Heavy Holstein	170.00-179.00	
Plain Holstein	180.00-192.00	

Veal sold on a strong active trade. Fed cows sold on a stronger trade. *October 19th @ 1:00 pm- Special Angus Stocker Sale! (in with regular all vaccinated stocker sale) Vaccinated Stocker Sales every Wednesday at 1:00 pm.*

Today at **Keady Livestock Market**: 874 stockers, 32 cows & bulls, 54 dollar calves

Steers	Price Range	Heifers	Price Range
1000+	229.00-251.00	900+	186.00-196.00
900-999	180.00-231.00	800-899	170.00-207.00
800-899	245.00-269.00	700-799	208.00-223.50
700-799	215.00-245.00	600-699	182.50-248.00
600-699	224.00-262.50	500-599	200.00-257.50
500-599	227.50-301.00	400-499	210.00-247.00
400-499	285.00-317.00	399-	215.00-249.00
399-	230.00-290.00		
Cows	82.00-101.00	Bulls	125.00-130.00

A good offering of local calves sold actively while yearlings sold fully steady. Cows sold on a barely steady market. Dollar calves sold fully steady with Holstein calves from \$30.00-\$190.00 and x-bred calves \$335.00-\$500.00 per head. *October 14th @ 9:00 am- Special Grass Yearling Sale! (Selling on and overnight stand)*

At **Kawartha Lakes Community Sale Barn, October 8, 2022 – 1 fed cattle, 137 cows, 11 bulls, 39 veal, 15 stockers**

	Price Range	Avg.	Top
Cows	79.00-120.00	97.01	132.50
Bulls – under 1600 lbs	100.00-125.00	109.48	125.00
Bulls – over 1600 lbs	127.00-157.00	136.81	157.00
Veal 600 lbs and over	140.00-172.00	162.25	172.00
Veal -125 lbs	80.00-270.00	137.40	285.00

Cows sold steady. *October 19th @ 11:00 am Special Fall Calf & Yearling Sale!*

Ontario auction sales on **Friday, Saturday and Monday** saw weighted prices for:

	Volume	Price Range	Average	Top
Cows	310	77.32-113.58	93.15	132.50
Bulls, under 1600 lbs	10	113.30-141.00	126.76	158.00
Bulls, over 1600 lbs	12	122.63-148.33	132.97	157.00
Veal Calves 600+	24	144.17-175.17	161.35	187.00
Veal Calves under 125 lbs	427	96.38-350.45	159.47	440.00

ONTARIO STOCKER & FEEDER TRADE

Stocker sale at **Brussels Livestock: October 7, 2022 – 1,387** Stockers

Steers	Price Range	Average	Top	Heifers	Price Range	Average	Top
1000+	204.25-234.50	219.39	240.00	900+	185.00-232.50	208.52	232.50
900-999	223.00-263.75	242.61	263.75	800-899	181.00-233.50	203.46	233.50
800-899	230.00-251.25	246.27	258.00	700-799	189.00-206.00	194.70	207.00
700-799	200.00-274.00	239.37	288.00	600-699	181.00-240.00	210.87	246.50
600-699	228.00-273.00	246.00	273.00	500-599	192.00-241.00	227.50	241.00
500-599	232.50-284.00	258.18	284.00	400-499	200.00-240.00	217.46	241.00
400-499	259.00-326.00	292.16	326.00	300-399	205.00-262.50	235.00	262.50
399-	242.00-330.00	298.54	330.00				

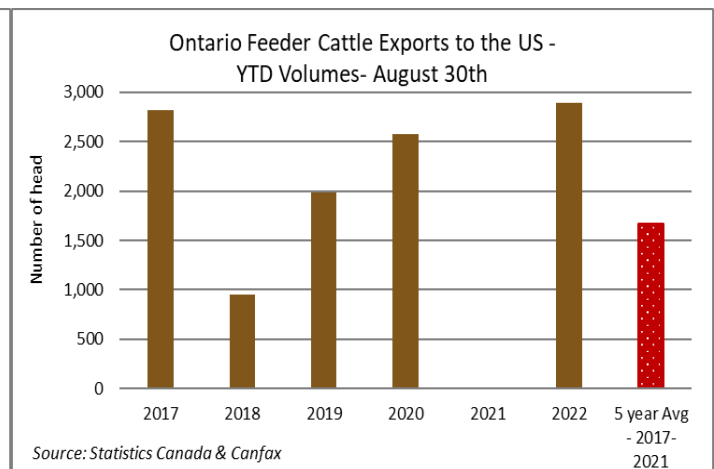
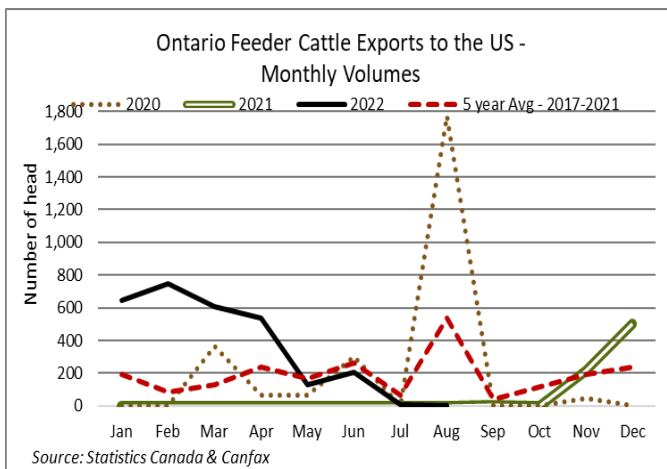
Calves and yearlings sold fully steady to last week's high market.

ONTARIO STOCKER & FEEDER TRADE SPECIAL FALL SALES

Stocker sale at **Keady Livestock Market: October 7, 2022 – 1,141** Stockers

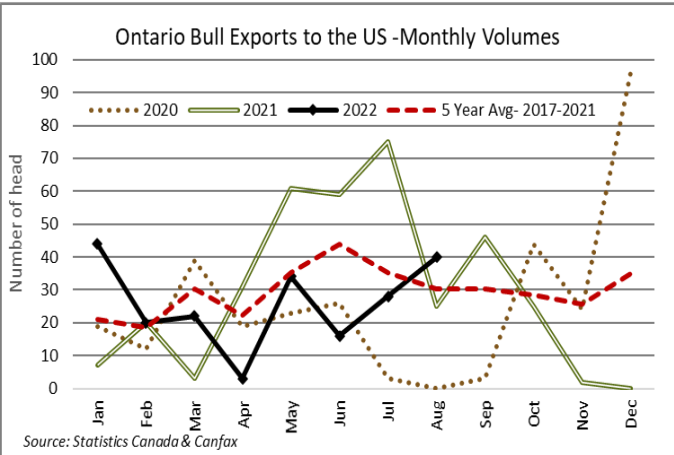
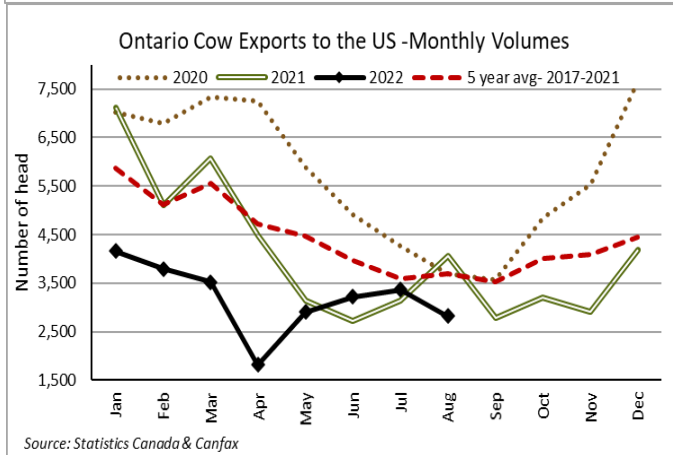
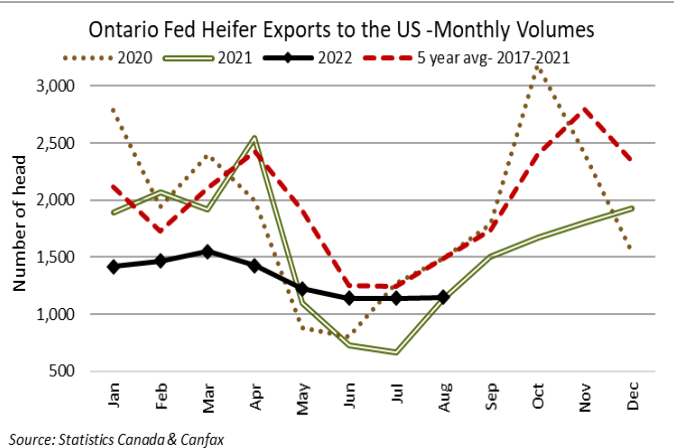
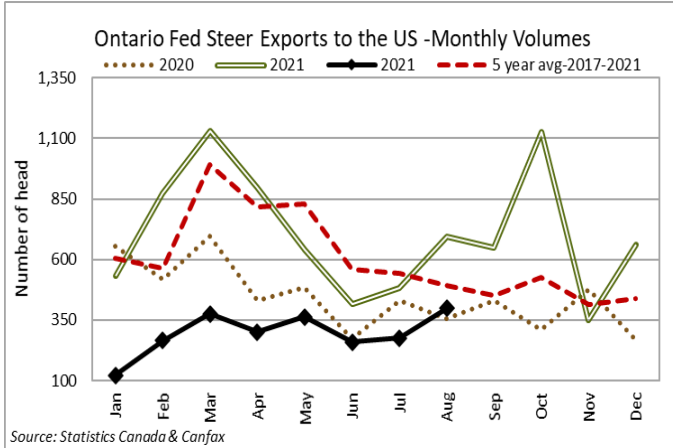
Steers	Price Range	Average	Top	Heifers	Price Range	Average	Top
1000+	233.00-243.00	238.68	250.00	800-899	232.50-239.50	237.33	239.50
900-999	249.75-257.25	253.81	259.00				
800-899	249.00-266.50	260.51	266.50				

Special grass yearling sale, selling on overnight stand- selling on a steady market.



WEEKLY LIVE CATTLE EXPORTS-ONTARIO

	Week ending Sep. 24, 2022	Week ending Sep. 17, 2022	Year to Date
Total live slaughter cattle exported through Ontario ports to the U.S.	1,539	1,396	66,199
Steers & Heifers & Cows	1,404	1,308	61,854
Bulls	135	88	4,345



U.S. BOXED BEEF CUT-OUT VALUES (U.S. funds)

	Choice	Select
	600-900	600-900
Cutout Values (noon estimate):	246.67	213.11
Change (from yesterday's close):	+2.04	-0.71
Current Five Day Average:	246.63	217.61

U.S. TRADE (U.S. funds)

The U.S. cash cattle trade last week was \$1.00-\$2.00 cwt higher than the previous week's trade. In the south prices ranged from \$143.00-\$144.50 live, mainly \$144.00, while in the north trade ranged from \$144.00-\$150.00 live and \$228.00-\$234.00 dressed. Overall averages for the week, reported by the USDA Mandatory Report saw live steers average \$146.23 up \$1.45 from the previous week with heifers averaging \$145.70 up \$1.52. On the rail steers averaged \$230.28 up \$1.11 from the week before while heifers averaged \$230.47 up \$1.49.

Monday the market was untested as new show lists were distributed. This week's offering is reported as larger in volume in Kansas, somewhat lower in the north and lower in Texas. Today, the market continued at a standstill with no bids on the table. Asking prices in the south are reported at \$146.00 plus live while the north remains undefined. Business is not expected to develop before Wednesday at the earliest.

Choice and Select Steers and Heifers:	Live	N/T
	Rail	N/T

CHICAGO MERCANTILE EXCHANGE

Closing quotes on futures **Monday** were as follows:

Live Cattle			Feeder Cattle			Corn		
Oct	144.70	-0.62	Oct	172.10	-2.62	Dec	6.982	+15.0
Dec	147.00	-1.05	Dec	172.87	-2.75	Mar	7.046	+13.6
Feb	150.75	-1.00	Feb	174.27	-2.32	May	7.056	+13.2
Apr	154.85	-0.92	Apr	176.00	-2.30	Jul	6.990	+12.0
Jun	151.90	-0.65	Jun	180.00	-2.37	Sep	6.492	+10.0
Aug	151.52	-0.65	Aug	183.22	-2.35	Dec	6.334	+9.0
Soybeans			Soft Red Winter Wheat			Canadian \$		
Nov	13.740	+7.0	Dec	9.380	+57.6	Spot		
Jan	13.856	+6.4	Mar	9.514	+56.4	Dec	72.65	-0.19
Mar	13.952	+6.2	May	9.560	+52.6	Mar	72.75	-0.19
May	14.034	+6.2	Jul	9.402	+43.6	Jun	72.86	-0.17
Jul	14.076	+5.4	Sep	9.336	+38.4	Sep	72.96	-0.15
Aug	13.954	+5.2	Dec	9.334	+35.6	Dec	73.03	-0.14

Closing quotes on futures **today** were as follows:

Live Cattle			Feeder Cattle			Corn		
Oct	145.80	+1.10	Oct	175.07	+2.97	Dec	6.930	-5.2
Dec	148.57	+1.57	Dec	176.20	+3.32	Mar	7.002	-4.4
Feb	151.87	+1.12	Feb	176.72	+2.45	May	7.014	-4.2
Apr	155.67	+0.82	Apr	177.97	+1.97	Jul	6.952	-3.6
Jun	152.82	+0.92	Jun	181.92	+1.92	Sep	6.462	-3.0
Aug	152.52	+1.00	Aug	185.00	+1.77	Dec	6.316	-1.6
Soybeans			Soft Red Winter Wheat			Canadian \$		
Nov	13.762	+2.2	Dec	9.010	-37.0	Spot	72.42	-0.24
Jan	13.880	+2.2	Mar	9.170	-34.3	Dec	72.43	-0.22
Mar	13.970	+1.6	May	9.240	-32.0	Mar	72.53	-0.22
May	14.052	+1.6	Jul	9.112	-29.0	Jun	72.62	-0.23
Jul	14.090	+1.2	Sep	9.070	-26.6	Sep	72.71	-0.25
Aug	13.964	+1.0	Dec	9.076	-25.6	Dec	72.77	-0.26

Beef Farmers of Ontario, 130 Malcolm Road, Guelph, ON N1K 1B1 Phone: (519) 824-0334 Fax: (519) 824-9101 or email: markets@ontariobeef.com