



Daily Market Information Report – Friday November 25, 2022

The following information is collected from various sources and disseminated by Beef Farmers of Ontario.

ONTARIO DIRECT TO PACKER RAILGRADE CATTLE TRADE

Prices are on a carcass weight basis before grade and weight discounts,

A Grade Steers 315.00- bids only, no new trade reported today.
A Grade Heifers 314.00- bids only, no new trade reported today.

Today at **Brussels Livestock – 1,600** stockers – sale in progress. Final results will be available on Monday's report.

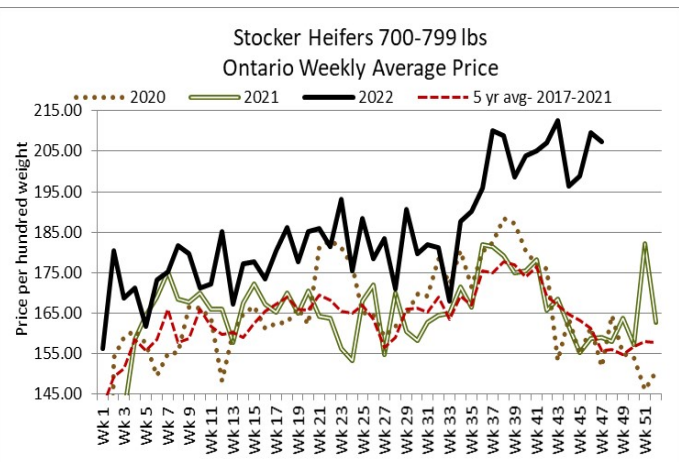
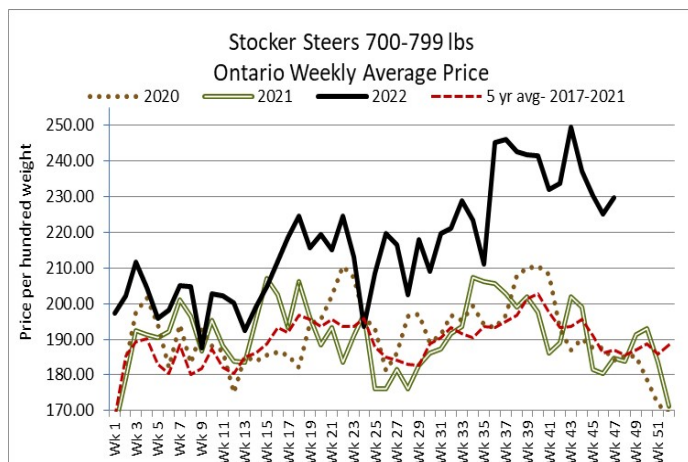
Steers	Price Range	Average	Top	Heifers	Price Range	Average	Top
900-999	186.00-259.00	222.22	259.00	900+	208.00-229.00	220.57	229.00
800-899	239.00-278.00	259.00	278.00	800-899	118.00-190.00	160.95	195.00
700-799	221.00-267.00	252.57	267.00	700-799	162.50-219.00	201.26	226.00
600-699	250.00-295.00	267.53	295.00	600-699	209.00-239.00	228.46	239.00
500-599	273.00-320.00	301.15	320.00	500-599	167.50-251.00	227.33	257.00
400-499	270.00-330.00	297.36	330.00	400-499	163.00-246.00	208.61	246.00
399-	130.00-322.50	248.03	322.50	300-399	165.00-221.00	204.03	221.00
				299-	55.00-170.00	101.40	170.00

Calves sold steady to last week's high market. Yearlings have not sold at time of reporting.

Ontario auction sales on **Thursday** saw weighted prices for:

	Volume	Price Range	Average	Top
Large & Medium Frame Fed Steers 1250 lbs +	42	166.00-190.00	180.59	193.00
Large & Medium Frame Fed Heifers 1000 lbs +	45	176.64-186.57	183.09	188.50
Fed Steers, Dairy & Dairy Cross 1250 lbs +	51	145.00-171.00	161.11	174.00
Cows	707	76.18-103.74	88.69	162.00
Bulls – under 1600 lbs	6	85.00-128.50	105.84	150.00
Bulls – Over 1600 lbs	30	107.20-139.99	124.67	150.00
Veal over 600 lbs	91	150.00-220.00	192.93	227.00

To check out individual auction market results on the Ontario Beef website go to <https://www.ontariobeef.com/markets/market-reports.asp>



ONTARIO STOCKER AND FEEDER TRADE

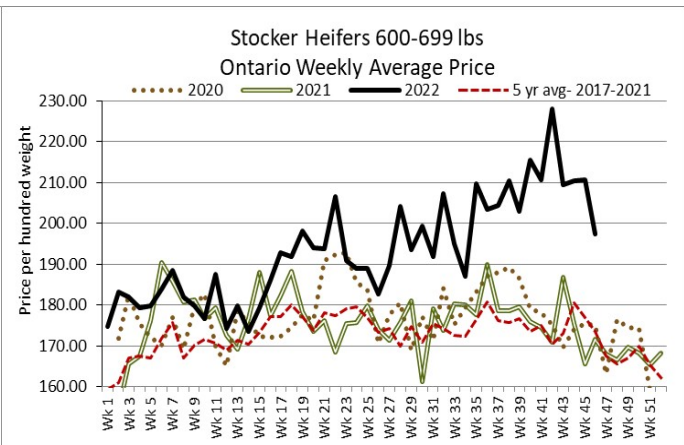
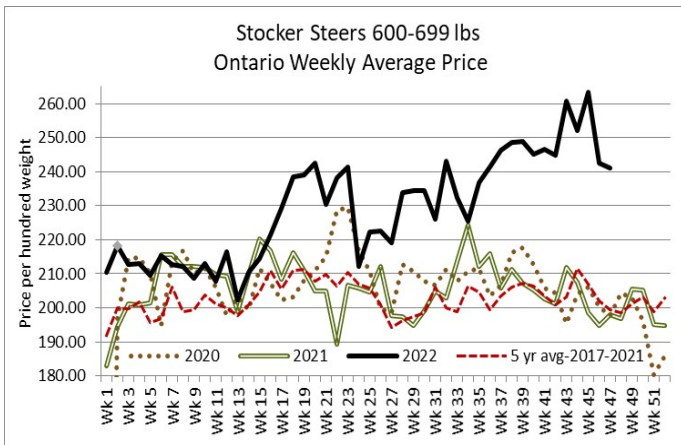
Stocker sale at **Ottawa Livestock Exchange: November 24, 2022 – 161** Stockers

Steers	Price Range	Average	Top	Heifers	Price Range	Average	Top
700-799	194.00-210.00	202.00	216.00	600-699	182.00-228.00	199.67	228.00
600-699	202.00-257.00	229.91	257.00	500-599	130.00-218.00	179.00	218.00
500-599	172.00-258.00	232.88	258.00	400-499	150.00-238.00	204.00	238.00
400-499	182.00-250.00	214.26	250.00				

Stocker sale at **Ontario Livestock Exchange: November 24, 2022 – 259 Stockers**

Steers	Price Range	Average	Top	Heifers	Price Range	Average	Top
1000+	177.50-212.50	202.00	212.50	900+	162.50-191.00	175.25	192.00
900-999	150.00-180.00	170.00	227.50	800-899	107.50-187.50	134.38	187.50
800-899	177.50-195.00	188.75	215.00	700-799	130.00-180.00	156.00	192.50
700-799	192.50-212.00	207.53	212.00	600-699	122.50-187.50	163.75	202.50
600-699	70.00-232.50	163.85	260.00	500-599	197.50-230.00	211.56	230.00
500-599	182.50-215.00	201.46	215.00	400-499	110.00-215.00	172.81	215.00
400-499	185.00-265.00	223.00	265.00	300-399	115.00-207.50	180.63	207.50
399-	135.00-215.00	174.00	225.00				

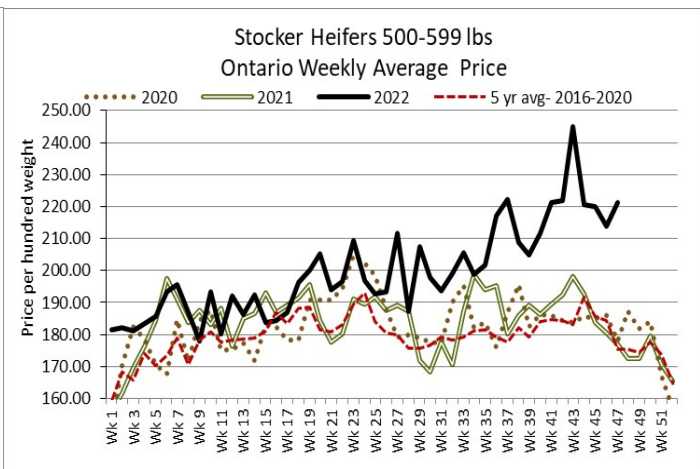
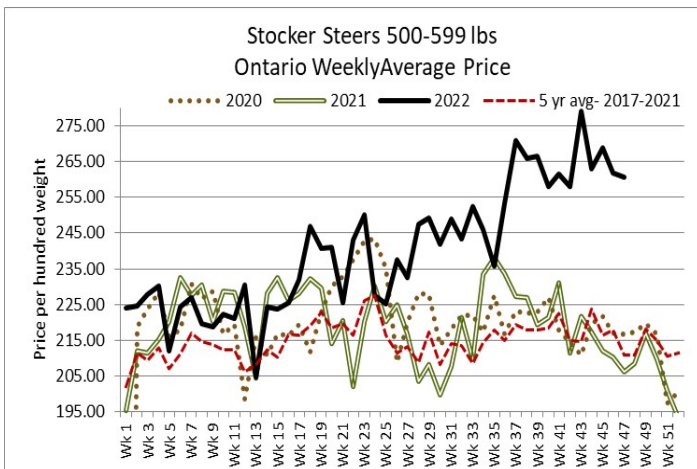
Stockers sold on a steady market. *Every Wed. at 1:00 pm-Vaccinated Stocker Sales.*



Stocker sale at **Ontario Stockyards Inc: November 24, 2022 – 1,072 Stockers**

Steers	Price Range	Average	Top	Heifers	Price Range	Average	Top
1000+	75.00-177.50	129.54	219.00	900+	115.00-150.00	141.17	160.00
900-999	169.00-236.00	211.96	236.00	800-899	170.00-217.00	198.83	217.00
800-899	170.00-247.00	204.21	247.00	700-799	140.00-215.00	193.14	215.00
700-799	212.50-252.00	238.34	252.00	600-699	135.00-215.00	171.73	234.50
600-699	235.00-270.00	251.59	270.00	500-599	160.00-250.00	210.21	260.00
500-599	240.00-285.00	262.49	319.00	400-499	142.50-217.50	181.70	255.00
400-499	235.00-312.00	273.08	335.00	300-399	145.00-260.00	197.10	270.00
399-	260.00-325.00	289.46	350.00	299-	170.00-230.00	198.21	230.00

All classes of stockers traded very actively on a steady to stronger market. *Every Thurs. at 11:00 am- Vaccinated & Non-Vaccinated Stocker Sales.*



U.S. BOXED BEEF CUT-OUT VALUES (U.S. funds)

	Choice	Select
	600-900	600-900
Cutout Values (noon estimate):	251.95	235.93
Change (from yesterday's close):	-0.61	+2.60
Current Five Day Average:	255.35	233.06

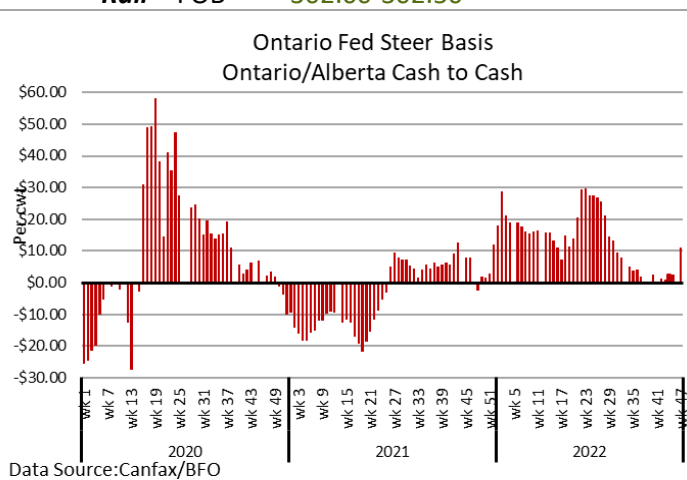
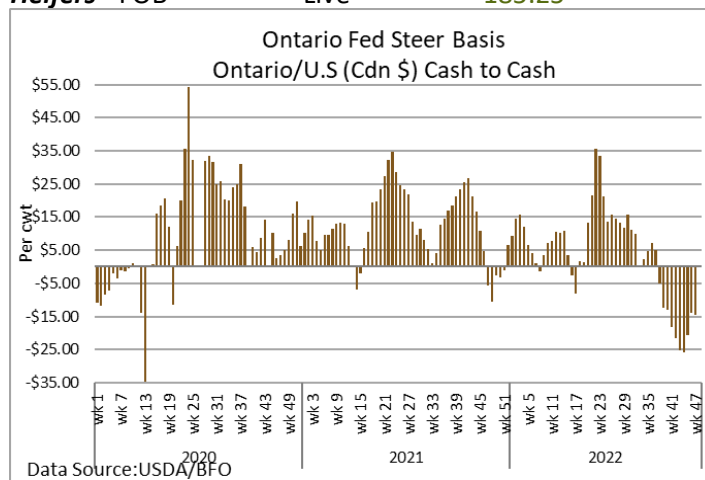
QUEBEC ELECTRONIC AUCTION MARKET (F.O.B. THE FEEDLOT)

	Price	Change from Last Week
For the week ending Nov 24, 2022	N/A	N/A

ALBERTA DIRECT TRADE

Alberta's direct trade this week was reported by Canfax as fully steady to last week from \$304.00-\$305.00 cwt delivered on a dressed basis. Canfax reports: "Cattle that traded were being schedule for the first half of January delivery. Light volumes of Alberta cattle traded into the US. Sales to the US were at a slight premium over local deals. Using a 157.00 Nebraska price, Alberta fed prices are trading at roughly a 26.00 discount against the US market. For the end of November this is the second weakest basis level on record."

Steers - FOB	Live	183.25-185.25	Rail - FOB	302.50
Heifers - FOB	Live	185.25	Rail - FOB	302.00-302.50



U.S. TRADE (U.S. funds)

The U.S. cash cattle trade was active this week on Wednesday and quiet the remainder of the week. Business in the south was active at \$154.00-\$155.00 live up \$3.00-\$4.00 cwt from the previous week. In the north some live trade occurred at \$157.00-\$159.00 live and \$242.00-\$247.50 dressed, mainly \$245.00 up \$2.00-\$4.00 cwt from the previous week. Thursday was quiet and at time of reporting it appears that trade for the week is completed.

Choice and Select Steers and Heifers:	Live	153.00-159.50
	Rail	242.00-247.50

CHICAGO MERCANTILE EXCHANGE

Closing quotes on futures **today** were as follows:

Live Cattle	Feeder Cattle	Corn
Dec 153.07 -0.27	Jan 178.30 -0.95	Dec 6.680 +4.6
Feb 155.12 -0.30	Mar 181.55 -0.80	Mar 6.712 +5.0
Apr 158.97 -0.15	Apr 185.12 -0.92	May 6.700 -4.4
Jun 155.42 -0.17	May 188.15 -0.95	Jul 6.644 +4.4
Aug 155.45 -0.12	Aug 198.92 -0.75	Sep 6.222 +1.6
Oct 159.17 -0.12	Sep 201.82 -0.17	Dec 6.106 +2.2
Soybeans	Soft Red Winter Wheat	Canadian \$
Jan 14.362 +0.2	Dec 7.754 -18.0	Spot 74.77 -0.20
Mar 14.422 +0.2	Mar 7.970 -16.4	Dec 74.74 -0.11
May 14.496 +1.0	May 8.076 -15.4	Mar 74.86 -0.11
Jul 14.530 +2.0	Jul 8.116 -14.0	Jun 75.00 -0.12
Aug 14.354 +1.2	Sep 8.184 -13.0	Sep 75.13 -0.12
Sep 13.972 +0.4	Dec 8.282 -12.0	Dec 75.27 -0.12

ONTARIO STOCKER & FEEDER TRADE SPECIAL FALL SALES

Nov 26	11:00 am	David Carson Farm & Auction Services	Beef Cow & Calf Sale, followed by Stocker Sale
Nov 26	1:00 pm	Renfrew Pontiac Livestock	Bred Heifer Sale
Nov 30	11:00 am	Kawartha Lakes Community Sales Barn	Fall Stocker Sale
Nov 30	12:00 pm	Aylmer Stockyards Inc	Stocker Sale
Nov 30	1:00 pm	Vankleek Hill Livestock Exchange	Stocker Sale
Dec 1	11:00 am	Ontario Stockyards Inc	Special Fall Yearling Sale (with regular sale)
Dec 3	11:00 am	Denfield Livestock Exchange	Final Vaccinated Calf & Yearling Clean-up Sale
Dec 8	11:00 am	Ontario Stockyards Inc	Special Vaccinated Calf Sale-in regular sale
Dec 10	11:00 am	David Carson Farms & Auction Services	Beef Cows & Calf Sale- cull cows followed by stockers, cow/calf pairs, breeder bulls.
Dec 10	1:00 pm	Maple Hill Auctions Ltd	Ontario Limousin Sale
Dec 14	11:00 am	Kawartha Lakes Community Sales Barn	KLC Special Stocker Sale