



Daily Market Information Report – Thursday January 5, 2023

The following information is collected from various sources and disseminated by Beef Farmers of Ontario.

ONTARIO DIRECT TO PACKER RAILGRADE CATTLE TRADE

Prices are on a carcass weight basis before grade and weight discounts:

Prices reported for Wednesday January 4, 2023

A Grade Steers	323.00 – delivery the week of January 9 th
A Grade Heifers	322.00 – delivery the week of January 9 th

ONTARIO LIVE CATTLE TRADE

Today at **Ontario Livestock Exchange: 150 fed cattle, 725 Cows, 250 Stockers**

	Price Range	Top
Good Fed Steers	193.00-197.50	209.00
Good Fed Heifers	188.00-191.50	
Holstein Steers	158.00-171.00	
Good Cows	86.00-109.00	150.00
Stocker Steers 700 lbs +	197.50-255.00	
Lightweight Steers	208.00-257.00	262.00
Stocker Heifers 700 lbs +	190.00-222.50	
Lightweight Heifers	192.00-250.00	

Fed cows sold on a strong demand at higher prices. Fed cattle sold actively at prices \$2.00 cwt higher with Holstein steers trading steady. Stockers continued to sell at firm prices! *Vaccinated Stocker Sales every Wed at 1:00 pm.*

Today at **Ontario Stockyards – 360** stockers

Steers	Price Range	Average	Top	Heifers	Price Range	Average	Top
700-799	212.50-243.00	224.93	243.00	900+	150.00-163.00	155.10	163.00
600-699	232.50-286.50	254.63	286.50	700-799	172.50-217.00	203.94	217.00
500-599	240.00-305.00	283.22	305.00	600-699	190.00-225.00	212.38	225.00
400-499	265.00-237.50	296.38	327.50	500-599	191.00-243.00	220.61	262.00
399-	205.00-290.00	248.21	305.00	400-499	201.00-237.50	218.48	237.50
				300-399	145.00-230.00	177.86	230.00

A light run of calves sold on a strong, steady market.

Today at **Brussels Livestock – 150** Veal

	Price Range	Top
Beef Veal	200.00-251.00	
Good Holsteins	220.00-237.00	
Slightly Heavy Holsteins	210.00-227.00	
Heavy Holsteins	185.00-220.00	
Medium Holsteins	200.00-219.00	
Plain Holsteins	185.00-199.00	

Veal sold on a strong active trade.

At **Aylmer Stockyards Inc.: January 4, 2023 – 32** veal, **348** Cows, **71** fed cattle, **8** stockers, **1** bull

	Price Range	Average	Top
Large & Medium Frame Fed Steers 1250 + lbs	185.00-200.00	192.10	200.00
Fed Heifers, dairy & dairy cross 1000+ lbs	105.00-164.99	153.29	164.99
Cows	59.99-129.00	91.50	157.00
Veal 600+ lbs	163.99-235.00	202.30	235.00

151 replacement calves sold between \$5.00-\$480.00 for an average of \$162.52 per head. *Special stockers sales the last Wednesday of the month.*

Ontario auction sales on **Wednesday** saw weighted prices for:

	Volume	Price Range	Average	Top
Large & Medium Frame Fed Steers 1250+ lbs	8	183.75-197.25	190.20	200.00
Large & Medium Frame Fed Heifers 1000+ lbs	15	164.00-190.80	181.31	191.50
Fed Heifers, dairy & dairy cross 1000+ lbs	53	105.62-160.41	148.69	164.99
Cows	723	65.90-114.11	87.81	158.00
Bulls under 1600 lbs	5	88.00-158.00	113.00	158.00
Bulls over 1600 lbs	6	97.92-116.08	105.74	126.00
Veal 600 lbs +	27	165.77-231.96	201.46	235.00
Veal -125 lbs	273	122.00-370.00	185.46	400.00

To check out individual auction market results on the Ontario Beef website go to <http://www.ontariobeef.com/markets/marketreports.aspx>

ONTARIO STOCKER & FEEDER TRADE

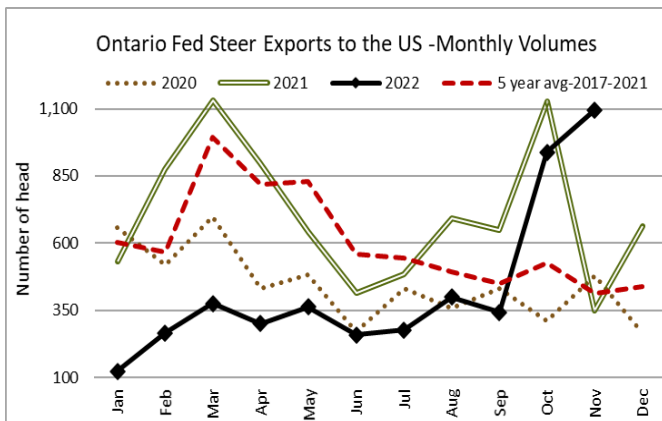
Stocker sale at **Ontario Livestock Exchange, January 4, 2023 – 329** stockers

Steers	Price Range	Average	Top	Heifers	Price Range	Average	Top
1000+	233.00-258.00	248.47	258.00	900+	200.00-219.50	208.65	219.50
900-999	257.00-259.50	263.82	269.50	800-899	170.00-208.00	201.196	208.00
800-899	242.00-269.00	261.71	269.00				

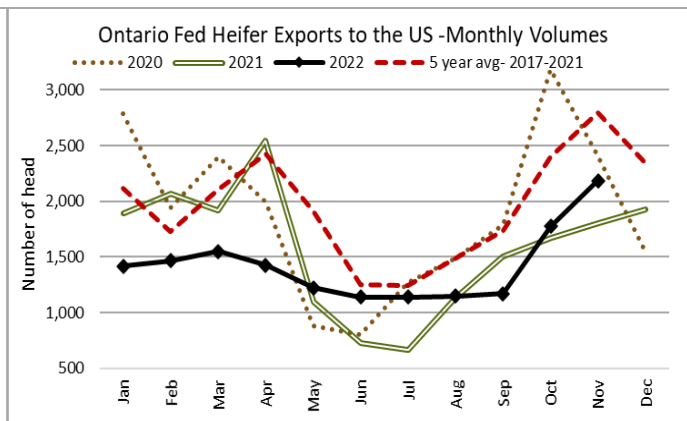
Feeder cattle sold on a steady market.

MONTHLY LIVE CATTLE EXPORTS TO THE U.S. FROM ONTARIO (Canfax/Stats Canada)

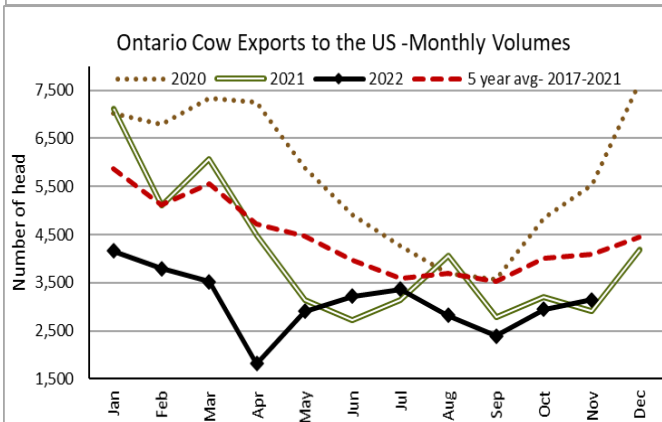
	November 2022	2022 - YTD	Nov 2021- YTD	% change from 2021- YTD
Steers	1,096	4,738	7,794	-39%
Heifers	2,187	15,651	17,039	-8%
Cows	3,147	34,096	44,748	-24%
Bulls	51	313	354	-12%
Feeders	70	2,965	222	+1236%
Total	6,551	57,763	70,157	-18%



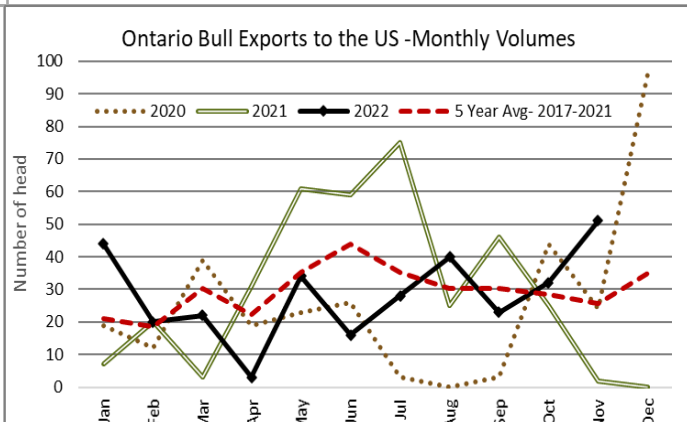
Source: Statistics Canada & Canfax



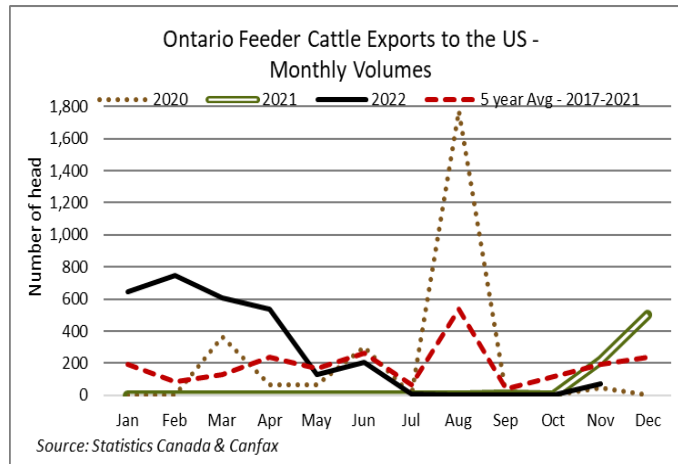
Source: Statistics Canada & Canfax



Source: Statistics Canada & Canfax



Source: Statistics Canada & Canfax



U.S. BOXED BEEF CUT-OUT VALUES (U.S. funds)

	Choice 600-900	Select 600-900
Cutout Values (noon estimate):	282.56	257.82
Change (from yesterday's close):	-0.33	+1.42
Current Five Day Average:	282.02	251.98

ALBERTA DIRECT TRADE

Alberta direct trade was reported by Canfax as light to moderate on Wednesday with sales \$1.00 cwt higher than last week's limited trade at \$310.00 cwt delivered on a dressed basis. Canfax notes: "One small positive, lift times are not stretching out. Packer have been buying cattle for late January delivery for the past couple of weeks. Based on the five-year average Alberta fed basis levels historically strengthen from December to January."

Steers	Live FOB	N/T	Rail - delivered	310.00
Heifers	Live FOB	N/T	Rail - delivered	310.00

U.S. TRADE (U.S. funds)

The US cash cattle trade saw a few deals in parts of the north on Wednesday at \$158.00-\$159.50 live and \$250.00-\$252.00 dressed, steady to \$1.00 stronger but volumes were limited. Today, a light test in the south has surfaced with prices fully steady to last week's southern trade at \$157.00 live. In the north a couple of deals are posted in Nebraska at \$252.00 dressed, up \$0.50 from last week's average but not enough to establish a market. Bids in the north are sitting at \$158.00 live and \$250.00-\$252.00 dressed. Business is expected to continue today and into Friday.

Choice and Select Steers and Heifers:	Live	157.00
	Rail	252.00

CHICAGO MERCANTILE EXCHANGE

Closing quotes on futures **today** were as follows:

Live Cattle			Feeder Cattle			Corn		
Feb	157.35	+0.07	Jan	183.80	-1.42	Mar	6.526	-1.0
Apr	161.27	-0.15	Mar	186.55	-1.67	May	6.524	-1.4
Jun	157.27	-0.07	Apr	190.52	-1.17	Jul	6.466	-2.4
Aug	157.05	-0.27	May	194.22	-0.75	Sep	6.062	-3.0
Oct	161.22	-0.37	Aug	204.50	-0.52	Dec	5.912	-3.4
Dec	164.65	-0.30	Sep	206.62	-0.82	Mar	5.990	-3.4
Soybeans			Soft Red Winter Wheat			Canadian \$		
Jan	14.666	-11.4	Mar	7.466	+1.2	Spot	73.70	-0.45
Mar	14.706	-12.6	May	7.546	+1.0	Mar	73.74	-0.46
May	14.774	-12.4	Jul	7.592	+1.2	Jun	73.83	-0.45
Jul	14.810	-12.4	Sep	7.662	+0.0	Sep	73.92	-0.45
Aug	14.592	-12.2	Dec	7.786	-0.6	Dec	74.03	-0.43
Sep	14.096	-9.4	Mar	7.852	-1.4	Mar	74.11	-0.42