



Daily Market Information Report – Monday, January 9, 2023

The following information is collected from various sources and disseminated by Beef Farmers of Ontario.

ONTARIO DIRECT TO PACKER RAILGRADE CATTLE TRADE

Prices are on a carcass weight basis before grade and weight discounts.

A Grade Steers	326.00- delivery the week of January 16 th
A Grade Heifers	325.00- delivery the week of January 16 th

Today at **Ontario Stockyards Inc:** 23 veal

	Price Range	Top
Veal 600 lbs +	150.00-191.00	195.00

A medium quality offering of veal sold steady. *Every Thurs. at 11:00 am - Vaccinated & Non-Vaccinated Stocker Sales.*

At **Kawartha Lakes Community Sale Barn:** January 7, 2023 – 237 cows, 7 bulls, 52 veal, 3 fed cattle, 10 stockers

	Price Range	Avg.	Top
Cows	75.00-109.00	86.65	138.00
Bulls under 1600 lbs	87.50-102.00	94.98	102.00
Bulls over 1600 lbs	87.00-135.00	109.45	135.00
Veal 600 lbs +	172.50-220.00	190.34	220.00
Veal 125 lbs-	15.38-280.00	134.08	325.00

Veal sold on a strong market. Cows sold actively at stronger prices. *January 11th @ 11:00 am- Special Stocker Sale!*

ONTARIO STOCKER & FEEDER TRADE

Stocker sale at **Brussels Livestock:** January 6, 2023– 949 Stockers

Steers	Price Range	Average	Top	Heifers	Price Range	Average	Top
1000+	218.50-251.00	236.53	266.50	900+	200.00-217.50	207.63	222.25
900-999	239.00-264.00	253.33	264.00	800-899	200.00-217.00	212.93	218.00
800-899	238.00-273.25	262.67	275.00	700-799	201.00-226.50	217.09	226.50
700-799	270.50-295.00	280.91	295.00	600-699	210.00-246.00	236.76	246.00
600-699	290.00-328.25	305.39	328.25	500-599	187.50-236.00	210.99	245.50
500-599	208.00-307.00	270.03	325.00	400-499	180.00-243.00	215.46	243.00
400-499	205.00-320.00	265.06	320.00	300-399	195.00-198.00	195.75	198.00
399-	240.00-325.00	308.00	325.00				

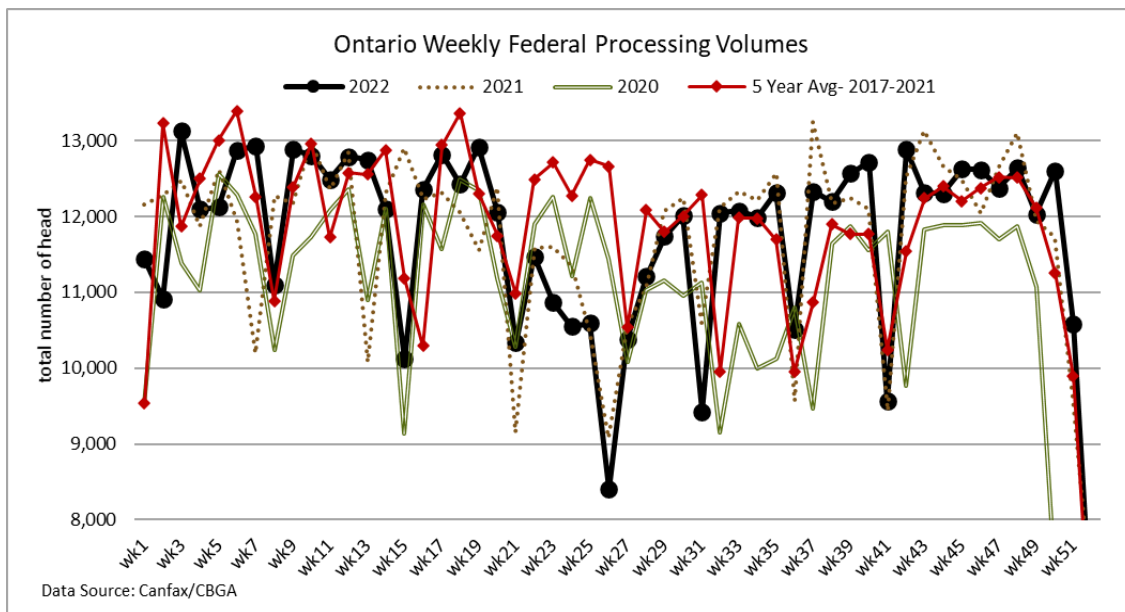
Calves and yearlings sold on a fully steady market. *Stocker Sales every Friday at 10:00 am.*

WEEKLY LIVE CATTLE EXPORTS-ONTARIO

	Week ending Dec 24, 2022	Week ending Dec 17, 2022	Year to Date
Total live slaughter cattle exported through Ontario ports to the U.S.	2,412	2,217	94,186
Steers & Heifers & Cows	2,327	2,106	88,229
Bulls	85	111	5,957

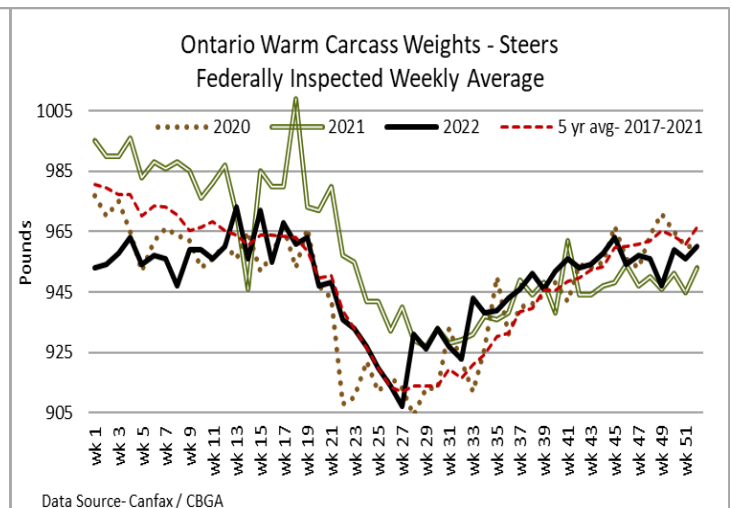
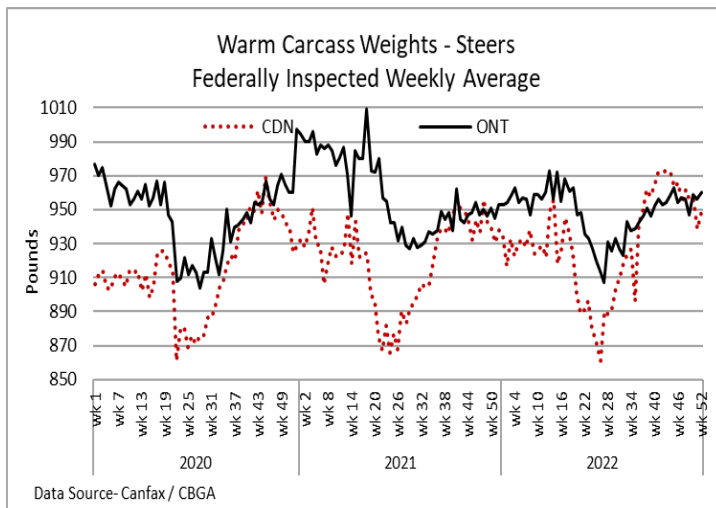
CANADIAN- FEDERALLY INSPECTED PROCESSING-Canfax/CBGA (holiday season)

	Week Ending Dec 31, 2022	# of hd change from week ago	YTD	% Change (Week Ago)	% Change (Year Ago)
Grand Total	47,431	-4,279	3,279,126	-8%	+1%
Western Processing	39,946	+376	2,597,609	+1%	+1%
Eastern Processing	7,485	-4,655	681,517	-38%	+0%



ONTARIO- FEDERALLY INSPECTED PROCESSING-Canfax/CBGA (holiday season)

	Week Ending Dec 31, 2022	# of hd change from week ago	YTD	% Change (Week Ago)	% Change (Year Ago)
Grand Total	6,567	-4,019	610,049	-38%	0%



AVERAGE CARCASS WEIGHTS – CANADA-Canfax/CBGA

	Steers	Heifers
Dec 31, 2022	949	832
Dec 24, 2022	939	829
Jan 1, 2022	938	836

AVERAGE CARCASS WEIGHTS – ONTARIO-Canfax/CBGA

	Steers	Heifers
Dec 31, 2022	967	868
Dec 24, 2022	975	862
Jan 1, 2022	953	851

USDA ESTIMATED CATTLE PROCESSING VOLUME

	Week Ending January 7, 2023	Previous Week	Year Ago
Grand Total	563,000	547,000	619,000

U.S. BOXED BEEF CUT-OUT VALUES (U.S. funds)

	Choice 600-900	Select 600-900
Cutout Values (noon estimate):	285.52	260.10
Change (from yesterday's close):	+2.53	+0.76
Current Five Day Average:	283.29	255.65

U.S. TRADE (U.S. funds)

The U.S. cash cattle trade last week was fully steady on a live basis and up \$0.50-\$1.00 cwt on the rail. In the south live trade was reported from \$155.00-\$157.00, mainly \$157.00 cwt. In the north some light live trade was anywhere from \$156.00-\$159.50 which is steady while dressed deals ranged from \$248.00-\$256.00. Overall average prices for the week, reported by the USDA Mandatory Price Report saw live steers and heifers average \$157.74, down \$0.07 for steers and up \$0.10 on heifers. On a dressed basis steers and heifers both averaged \$252.05 up \$0.61 on the steers and \$0.85 higher for heifers.

Today, the market was quiet as new show lists were distributed. This week's offering is reported as smaller in all feeding states. Bids and asking prices are unestablished at this time with little business expected before Wednesday at the earliest.

Choice and Select Steers and Heifers:	Live	N/T
	Rail	N/T

CHICAGO MERCANTILE EXCHANGE

Closing quotes on futures **today** were as follows:

Live Cattle			Feeder Cattle			Corn		
Feb	157.75	+0.97	Jan	183.62	+0.92	Mar	6.526	-1.2
Apr	161.52	+0.85	Mar	186.30	+0.65	May	6.530	-1.0
Jun	157.45	+0.90	Apr	190.62	+0.80	Jul	6.472	-1.0
Aug	157.52	+1.00	May	194.50	+0.97	Sep	6.054	-0.6
Oct	161.95	+1.17	Aug	205.10	+0.97	Dec	5.902	-0.6
Dec	165.22	+1.00	Sep	207.22	+0.82	Mar	5.980	-1.2
Soybeans			Soft Red Winter Wheat			Canadian \$		
Jan	15.034	+2.0	Mar	7.414	-2.0	Spot	74.80	+0.37
Mar	14.884	-4.0	May	7.500	-1.4	Mar	74.84	+0.37
May	14.934	-5.0	Jul	7.552	-1.0	Jun	74.92	+0.37
Jul	14.956	-6.0	Sep	7.632	-0.6	Sep	75.00	+0.37
Aug	14.720	-6.2	Dec	7.764	-0.4	Dec	75.09	+0.37
Sep	14.186	-6.2	Mar	7.840	+0.0	Mar	75.13	+0.36

Beef Farmers of Ontario, 130 Malcolm Road, Guelph, ON N1K 1B1 Phone: (519) 824-0334 Fax: (519) 824-9101 or email: markets@ontariobeef.com