



## Daily Market Information Report – Friday February 10, 2023

The following information is collected from various sources and disseminated by Beef Farmers of Ontario.

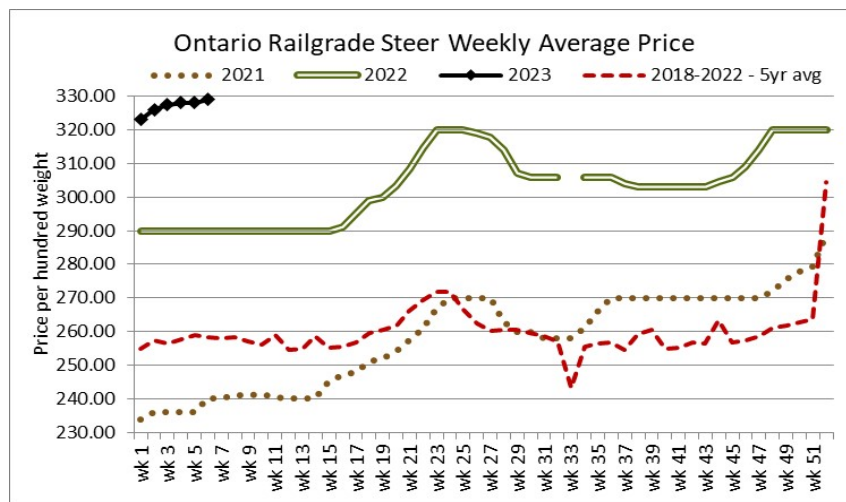
### ONTARIO DIRECT TO PACKER RAILGRADE CATTLE TRADE

Prices are on a carcass weight basis before grade and weight discounts,

**A Grade Steers** No new trade reported for today.

**A Grade Heifers** No new trade reported for today.

The Ontario railgrade market started out the previous Friday with a couple of deals noted at \$328.00 dressed with delivery the week of February 13<sup>th</sup>. Monday and Tuesday the market was quiet with no new trade reported as sellers resisted the bids. On Wednesday prices did improve by \$2.00 cwt with a couple of deals noted on the rail at \$330.00 dressed for steers and \$329.00-\$330.00 for heifers, but volumes were very light. There were reports of cattle being sold to the U.S. this week also.



Today at **Brussels Livestock – 725** stockers

Steers	Price Range	Average	Top	Heifers	Price Range	Average	Top
1000+	221.00-262.50	251.06	262.50	900+	202.50-236.25	221.24	236.25
900-999	243.50-262.00	256.37	262.00	800-899	209.50-246.00	232.18	246.00
800-899	232.00-264.75	250.34	264.75	700-799	202.00-248.00	226.07	248.00
700-799	230.00-258.00	243.54	270.00	600-699	225.00-249.00	237.14	249.00
600-699	235.00-292.00	265.19	308.00	500-599	213.00-258.00	241.15	291.00
500-599	287.50-346.00	328.04	346.00	400-499	211.00-265.00	241.94	265.00
400-499	277.50-363.00	316.28	363.00				
399-	270.00-317.00	313.25	317.00				

Calves and yearlings sold on a strong market at fully steady prices.

Ontario auction sales on **Thursday** saw weighted prices for:

	Volume	Price Range	Average	Top
Large & Medium Frame Fed Steers 1250 lbs +	48	185.00-202.00	94.55	207.50
Large & Medium Frame Fed Heifers 1000 lbs +	56	180.00-200.00	191.37	210.00
Fed Steers, Dairy & Dairy Cross 1250 lbs +	27	157.00-173.50	166.27	184.50
Fed Heifers, Dairy & Dairy Cross 1000 lbs +	21	132.10-157.24	147.62	192.00
Cows	680	87.36-112.24	98.81	164.00
Bulls under 1600 lbs	4	140.50-149.00	144.75	170.00
Bulls over 1600 lbs	8	123.63-153.25	139.50	165.00
Veal over 600 lbs	136	171.43-215.84	199.23	227.00

To check out individual auction market results on the Ontario Beef website go to <https://www.ontariobeef.com/markets/market-reports.asp>

### ONTARIO STOCKER AND FEEDER TRADE

Stocker sale at **Ontario Livestock Exchange: February 9, 2023 – 211** Stockers

Steers	Price Range	Average	Top	Heifers	Price Range	Average	Top
700-799	251.00-277.50	262.22	277.50	900+	120.00-202.50	173.93	202.50
600-699	265.00-319.00	295.32	319.00	800-899	122.50-200.00	1692.50	200.00
500-599	285.00-340.00	313.16	340.00	600-699	220.00-234.00	226.61	234.00
400-499	225.00-260.00	242.92	260.00	500-599	210.00-222.50	214.22	222.50
399-	210.00-275.00	236.50	320.00	300-399	180.00-235.00	215.00	235.00

Stockers continued to sell at strong prices. *Vaccinated stocker sales every Wednesday at 1:00 pm.*

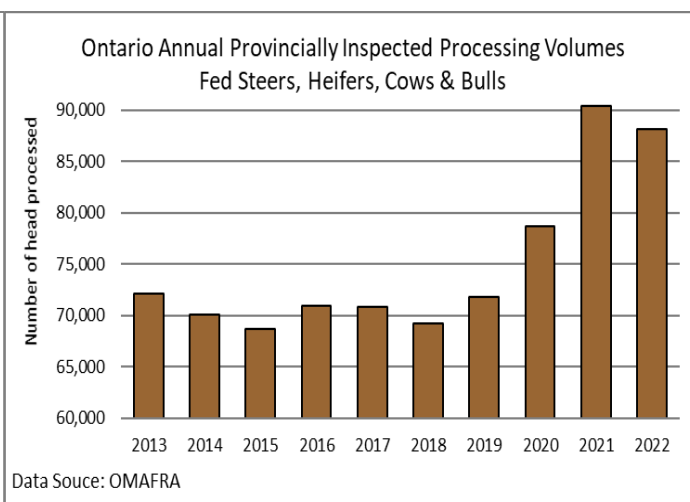
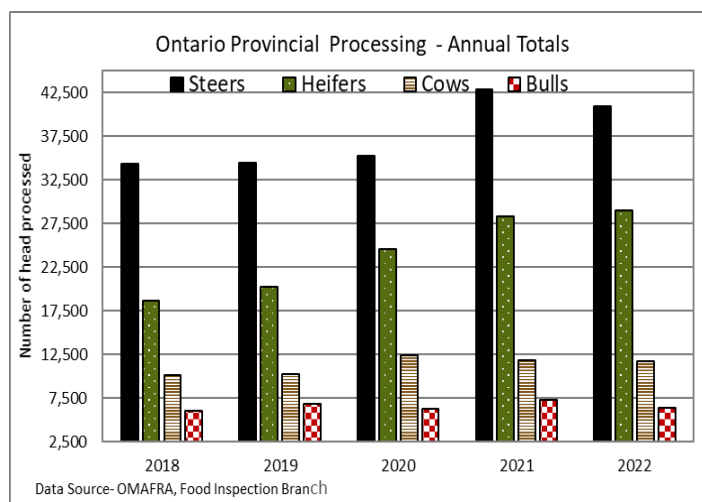
Stocker sale at **Ontario Stockyards Inc: February 9, 2023 –600** Stockers

Steers	Price Range	Average	Top	Heifers	Price Range	Average	Top
1000+	125.00-229.00	197.71	229.00	700-799	195.00-241.00	226.74	241.00
900-999	150.00-227.50	169.38	227.50	600-699	205.00-257.00	232.54	258.00
800-899	214.00-257.00	240.39	257.00	500-599	232.50-256.00	244.53	267.00
700-799	235.00-272.00	256.26	275.00	400-499	250.00-260.00	253.95	260.00
600-699	260.00-297.00	282.30	308.00	300-399	270.00-280.00	273.64	280.00
500-599	270.00-317.50	298.61	333.00				
400-499	274.00-334.00	310.15	334.00				
399-	210.00-332.00	306.36	332.00				

Stockers sold on a very strong market with lots of buyer demand. *Stocker sales every Thursday at 11:00 am.*

### ONTARIO - PROVINCIAL PROCESSING

	Nov 2022	Nov 2021	Dec 2022	Dec 2021	2022 Total	2021 Total	% change
Steers	3,595	4,061	2,633	3,278	40,961	42,910	-4.3%
Heifers	2,866	2,750	2,155	2,405	29,029	28,343	+2.4%
Cows	1,015	897	866	976	11,764	11,891	-1%
Bulls	559	564	424	473	6,398	7,266	-12%



### U.S. BOXED BEEF CUT-OUT VALUES (U.S. funds)

	Choice 600-900	Select 600-900
Cutout Values (noon estimate):	269.91	254.09
Change (from yesterday's close):	+0.62	+0.08
Current Five Day Average:	266.90	253.97

### QUEBEC ELECTRONIC AUCTION MARKET (F.O.B. THE FEEDLOT)

	Price	Change from Last Week
For the week ending February 9, 2023	332.50-333.00	+0.19

### ALBERTA DIRECT TRADE

Alberta's direct trade was light Wednesday afternoon with sales reported at \$325.00 cwt delivered on a dressed basis, up \$4.00-\$5.00 cwt from last week. Light trade continued Thursday with Canfax noting sales from \$325.00-\$327.00 cwt delivered on a dressed basis up \$5.00-\$6.00 from the previous week's trade. Canfax reports that: "Cattle that traded this week were being scheduled for early March delivery. Fed cattle prices have strengthened for nine consecutive weeks gaining \$12/cwt. Fed cattle prices are now within \$9/cwt of their all-time highs set back in May 2015. On a cash-to-cash basis Alberta fed prices are trading at roughly a \$20/cwt discount against the US market. For the beginning of February this is the weakest basis since 2014."

<b>Steers</b> - FOB	Live	N/T	<b>Rail</b> - FOB	323.50
<b>Heifers</b> - FOB	Live	N/T	<b>Rail</b> - FOB	232.50-325.50

### U.S. TRADE (U.S. funds)

The U.S. cash cattle trade saw a light test mid-week in the south at \$159.00 live, up \$1.00 from last week on average with a light test on Thursday also noted at \$159.00 live. In the north the market was quiet until Thursday, where a light to moderate trade developed from \$250.00-\$255.00 delivered on a dressed basis, mainly \$254.00 up \$4.00 cwt. A few northern live deals were noted at \$158.00 live which is steady. Today a light trade in the south has surfaced late afternoon at \$160.00-\$161.00 live up \$1.00-\$2.00 from last week.

Choice and Select Steers and Heifers:	Live	157.00-161.00
	Rail	250.00-255.00

### CHICAGO MERCANTILE EXCHANGE

Closing quotes on futures **today** were as follows:

Live Cattle			Feeder Cattle			Corn		
Feb	161.20	+0.37	Mar	186.40	-0.42	Mar	6.804	+9.6
Apr	163.95	+0.32	Apr	190.67	-0.05	May	6.782	+9.2
Jun	159.75	+0.22	May	194.55	-0.12	Jul	6.664	+7.6
Aug	158.70	+0.12	Aug	207.85	-0.02	Sep	6.100	+5.6
Oct	162.85	+0.02	Sep	210.52	-0.25	Dec	5.960	+5.4
Dec	166.92	+0.25	Oct	212.70	-0.35	Mar	6.032	+5.4
Soybeans			Soft Red Winter Wheat			Canadian \$		
Mar	15.424	+23.2	Mar	7.860	+28.6	Spot	74.93	+0.59
May	15.334	+21.6	May	7.956	+27.6	Mar	74.94	+0.59
Jul	15.224	+19.6	Jul	7.990	+25.6	Jun	75.03	+0.58
Aug	14.814	+18.2	Sep	8.062	+24.0	Sep	75.15	+0.57
Sep	14.100	+14.2	Dec	8.186	+23.2	Dec	75.27	+0.56
Nov	13.786	+13.4	Mar	8.266	+22.6	Mar	75.38	+0.55

Beef Farmers of Ontario, 130 Malcolm Road, Guelph, ON N1K 1B1 Phone: (519) 824-0334 Fax: (519) 824-9101 or email: [markets@ontariobeef.com](mailto:markets@ontariobeef.com)

### ONTARIO STOCKER & FEEDER TRADE SPECIAL SALES

Feb 11	11:00 am	David Carson Farms & Auction Services	Bred Cows, Cow/Calf Pairs, Stocker Sale
Feb 15	7:00 pm	Cargill Auction Market	Special Stocker Sale
Feb 23	11:00 am	Ontario Stockyards Inc	Special Spring Stocker Sale (in regular sale)
Mar 15	11:00 am	Kawartha Lakes Community Sales Barn	Special Stocker Sale
Mar 17	11:00 am	Community Livestock Exchange	Quinte Cattlemen's Special Stocker Sale
Mar 18	12:00 pm	Ontario Stockyards Inc	Bred Cow Sale