



## Daily Market Information Report – Monday, February 13, 2023

The following information is collected from various sources and disseminated by Beef Farmers of Ontario.

### ONTARIO DIRECT TO PACKER RAILGRADE CATTLE TRADE

Prices are on a carcass weight basis before grade and weight discounts.

**A Grade Steers** No trade reported. Bids only noted from 330.00-332.00 cwt.  
**A Grade Heifers** No trade reported. Bids only noted from 330.00-332.00 cwt.

Today at **Ontario Stockyards Inc:** Not enough Veal to establish a market.

	Price Range	Top
<b>Veal 600 lbs +</b>	N/T	

Every Thurs. at 11:00 am - Vaccinated & Non-Vaccinated Stocker Sales. Feb 23<sup>rd</sup> @ 11:00 am- Special Spring Stocker Sale!  
 (included in regular sale)

At **Kawartha Lakes Community Sale Barn: February 11, 2023** – 256 cows, 16 bulls, 34 veal, 10 fed cattle, 19 stockers

	Price Range	Avg.	Top
<b>Cows</b>	84.00-125.00	96.84	141.00
<b>Bulls under 1600 lbs</b>	101.00-115.00	107.32	115.00
<b>Bulls over 1600 lbs</b>	109.00-158.00	127.51	158.00
<b>Veal over 600 lbs</b>	155.00-215.00	176.68	215.00
<b>Veal 125 lbs -</b>	30.00-360.00	147.22	360.00

With quality considered, cows sold on a selective demand at prices \$1.00-\$2.00 cwt lower. Mar 15<sup>th</sup> @ 11:00 am-  
 Special Stocker Sale!

### ONTARIO STOCKER & FEEDER TRADE

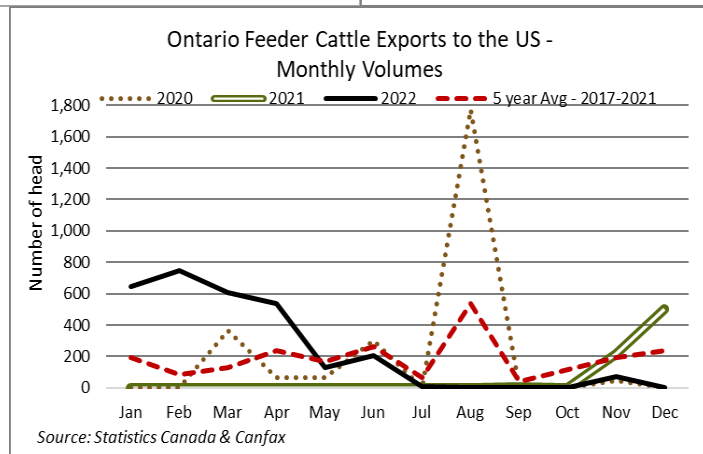
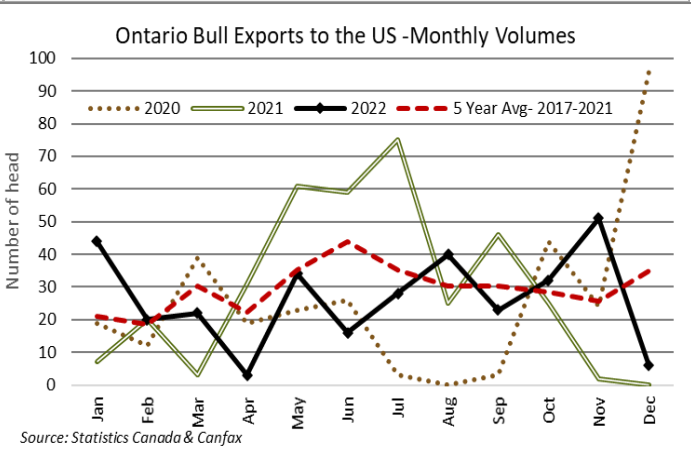
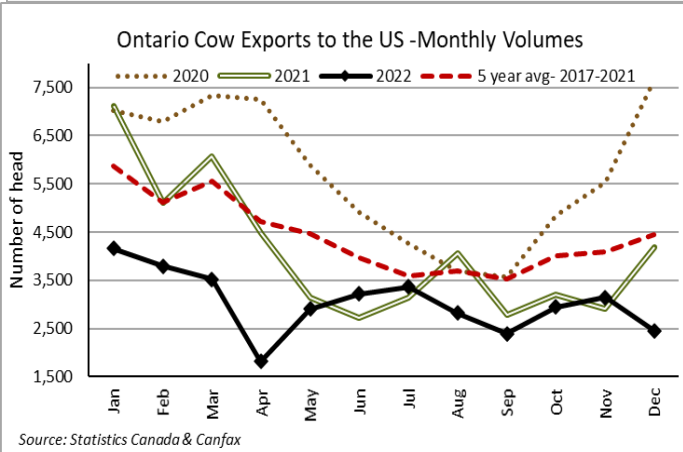
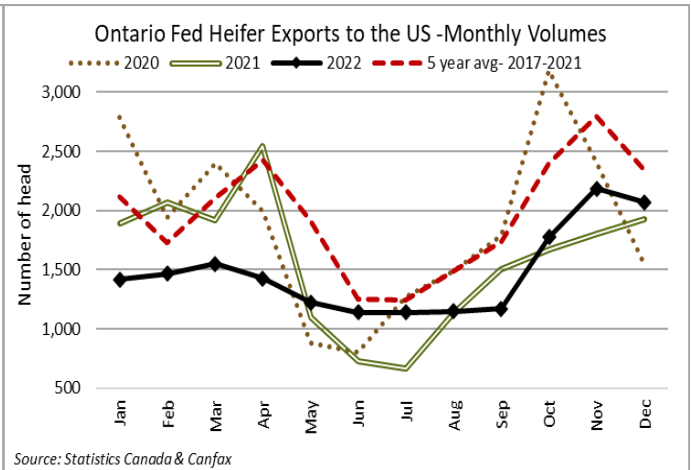
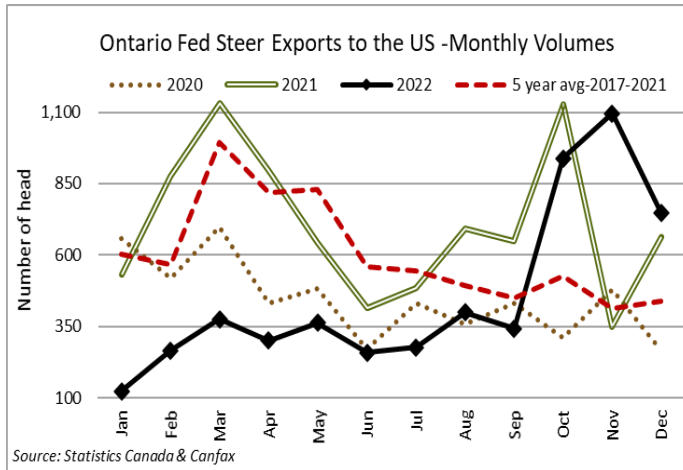
Stocker sale at **Brussels Livestock: February 10, 2023**– 718 Stockers

<b>Steers</b>	<b>Price Range</b>	<b>Average</b>	<b>Top</b>	<b>Heifers</b>	<b>Price Range</b>	<b>Average</b>	<b>Top</b>
<b>1000+</b>	221.00-262.50	251.06	262.50	<b>900+</b>	202.50-236.25	221.24	236.25
<b>900-999</b>	243.50-262.00	256.37	262.00	<b>800-899</b>	209.50-246.00	232.18	246.00
<b>800-899</b>	232.00-264.75	250.34	264.75	<b>700-799</b>	202.00-248.00	226.07	248.00
<b>700-799</b>	230.00-258.00	243.54	270.00	<b>600-699</b>	225.00-249.00	237.14	249.00
<b>600-699</b>	235.00-292.00	265.19	308.00	<b>500-599</b>	213.00-258.00	241.15	291.00
<b>500-599</b>	287.50-346.00	328.04	346.00	<b>400-499</b>	211.00-265.00	241.94	265.00
<b>400-499</b>	277.50-363.00	316.28	363.00	<b>300-399</b>	200.00-251.00	212.75	251.00
<b>399-</b>	270.00-317.00	313.25	317.00				

Calves and yearlings sold on a strong active market at steady prices. *Stocker Sales every Friday at 10:00 am.*

### MONTHLY LIVE CATTLE EXPORTS TO THE U.S. FROM ONTARIO (Canfax/Stats Canada)

	<b>December 2022</b>	<b>2022</b>	<b>2021</b>	<b>% change from 2021</b>
<b>Steers</b>	748	5,486	8,457	-37.5%
<b>Heifers</b>	2069	17,720	18,969	-6.6%
<b>Cows</b>	2450	36,546	48,928	-25.3%
<b>Bulls</b>	6	319	354	-9.9%
<b>Feeders</b>	0	2,965	724	+310%
<b>Total</b>	<b>5,273</b>	<b>63,036</b>	<b>77,432</b>	<b>-18.6</b>



**WEEKLY LIVE CATTLE EXPORTS-ONTARIO**

	Week ending Jan 28, 2023	Week ending Jan 21, 2023	Year to Date
Total live slaughter cattle exported through Ontario ports to the U.S.	<b>2,405</b>	<b>2,557</b>	<b>9,935</b>
Steers & Heifers & Cows	<b>2,301</b>	<b>2,479</b>	<b>9,588</b>
Bulls	<b>104</b>	<b>78</b>	<b>347</b>

**CANADIAN- FEDERALLY INSPECTED PROCESSING-Canfax/CBGA 2023**

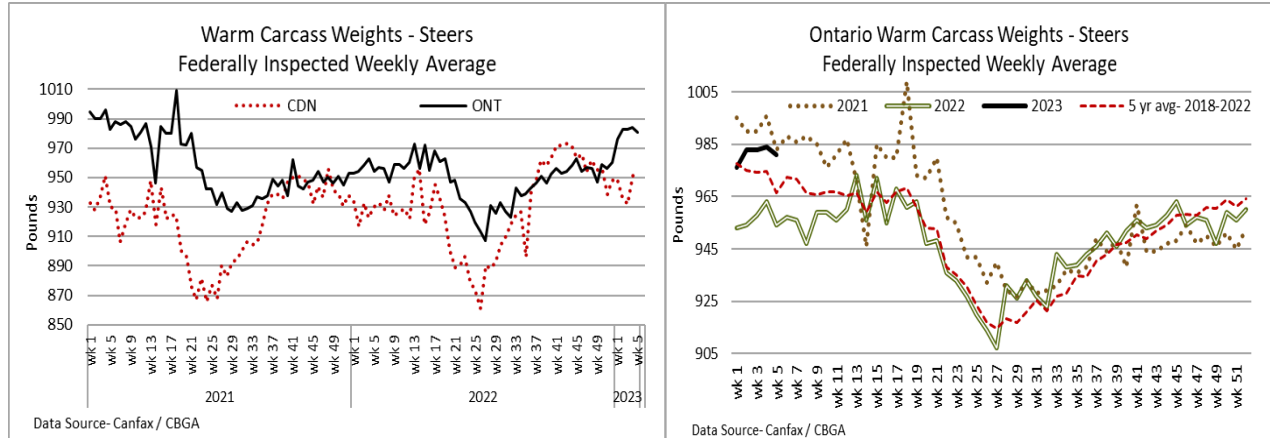
	Week Ending Feb 4, 2023	# of hd change from week ago	YTD	% Change (Week Ago)	% Change (Year Ago)
<b>Grand Total</b>	<b>62,614</b>	<b>-529</b>	<b>318,649</b>	<b>-1%</b>	<b>+4%</b>
<b>Western Processing</b>	<b>49,782</b>	<b>+501</b>	<b>252,310</b>	<b>+1%</b>	<b>+5%</b>
<b>Eastern Processing</b>	<b>12,832</b>	<b>-1,030</b>	<b>66,339</b>	<b>-7%</b>	<b>-0%</b>

**ONTARIO- FEDERALLY INSPECTED PROCESSING-Canfax/CBGA 2023**

	Week Ending <b>Feb 4, 2023</b>	# of hd change from week ago	YTD	% Change (Week Ago)	% Change (Year Ago)
<b>Grand Total</b>	11,178	-1,200	58,840	-9.7%	-1.5%

**AVERAGE CARCASS WEIGHTS – CANADA-Canfax/CBGA**

	<b>Steers</b>	<b>Heifers</b>
<b>Feb 4, 2023</b>	952	841
<b>Jan 28, 2023</b>	957	844
<b>Feb 5, 2022</b>	930	854



**AVERAGE CARCASS WEIGHTS – ONTARIO-Canfax/CBGA**

	<b>Steers</b>	<b>Heifers</b>
<b>Feb 4, 2023</b>	981	848
<b>Jan 28, 2023</b>	984	855
<b>Feb 5, 2022</b>	957	847

**USDA ESTIMATED CATTLE PROCESSING VOLUME**

	Week Ending <b>February 11, 2023</b>	Previous Week	Year Ago
<b>Grand Total</b>	630,000	641,000	671,000

**U.S. BOXED BEEF CUT-OUT VALUES (U.S. funds)**

	<b>Choice 600-900</b>	<b>Select 600-900</b>
<b>Cutout Values (noon estimate):</b>	270.30	256.19
<b>Change (from yesterday's close):</b>	+0.64	+1.90
<b>Current Five Day Average:</b>	267.89	254.50

**U.S. TRADE (U.S. funds)**

The U.S. cash cattle trade last week was fairly quiet until the second half of the week with light business developing in the north first from \$250.00-\$255.00 cwt dressed, mainly \$254.00 up \$4.00 cwt. A very light test on a live basis in the north ranged from \$157.00-\$161.00 live, steady to \$1.00 higher, but prices were based on the shape of the cattle as many parts were dealing with very muddy conditions. In the south a couple of scattered deals through the week were noted but moderate trade did not develop until late Friday afternoon from \$159.00-\$161.00 live, mainly \$160.00-\$161.00 up \$1.00-\$2.00 from the previous week. Overall average prices for the week reported by the USDA Mandatory Price Report saw live steers average \$159.62 up \$1.45 with live heifers averaging \$159.52 up \$1.56. On the rail steers averaged \$253.91 up \$4.03 cwt while heifers averaged \$253.51 up \$4.11 cwt from the week before.

Today the market was quiet as both sides took inventory and new show lists were distributed. This week's offering is reported as smaller in volume with asking prices expected to be higher than last week. No bids are on the table.

<b>Choice and Select Steers and Heifers:</b>	Live	N/T
	Rail	N/T

## CHICAGO MERCANTILE EXCHANGE

Closing quotes on futures **today** were as follows:

### Live Cattle

<b>Feb</b>	162.27	+1.07
<b>Apr</b>	165.10	+1.15
<b>Jun</b>	160.42	+0.67
<b>Aug</b>	159.40	+0.70
<b>Oct</b>	163.67	+0.82
<b>Dec</b>	167.57	+0.65

### Feeder Cattle

<b>Mar</b>	187.20	+0.80
<b>Apr</b>	191.60	+0.92
<b>May</b>	195.57	+1.02
<b>Aug</b>	208.70	+0.85
<b>Sep</b>	211.32	+0.80
<b>Oct</b>	213.37	+0.67

### Corn

<b>Mar</b>	6.850	+4.4
<b>May</b>	6.822	+4.0
<b>Jul</b>	6.692	+2.6
<b>Sep</b>	6.116	+1.6
<b>Dec</b>	5.966	+0.6
<b>Mar</b>	6.042	+1.0

### Soybeans

<b>Mar</b>	15.426	+0.2
<b>May</b>	15.360	+2.4
<b>Jul</b>	15.254	+3.0
<b>Aug</b>	14.860	+4.4
<b>Sep</b>	14.162	+6.2
<b>Nov</b>	13.846	+6.0

### Soft Red Winter Wheat

<b>Mar</b>	7.920	+6.0
<b>May</b>	8.006	+5.0
<b>Jul</b>	8.024	+3.4
<b>Sep</b>	8.096	+3.4
<b>Dec</b>	8.214	+2.6
<b>Mar</b>	8.292	+2.4

### Canadian \$

<b>Spot</b>	74.97	+0.04
<b>Mar</b>	74.98	+0.04
<b>Jun</b>	75.07	+0.04
<b>Sep</b>	75.19	+0.04
<b>Dec</b>	75.31	+0.04
<b>Mar</b>	75.42	+0.04

Beef Farmers of Ontario, 130 Malcolm Road, Guelph, ON N1K 1B1 Phone: (519) 824-0334 Fax: (519) 824-9101 or email: [markets@ontariobeef.com](mailto:markets@ontariobeef.com)