



Daily Market Information Report – Friday February 17, 2023

The following information is collected from various sources and disseminated by Beef Farmers of Ontario.

ONTARIO DIRECT TO PACKER RAILGRADE CATTLE TRADE

Prices are on a carcass weight basis before grade and weight discounts,

A Grade Steers No new trade reported for today.

A Grade Heifers No new trade reported for today.

The Ontario railgrade market advanced another \$3.00 cwt this week on average, with steers reported at \$332.00 dressed and heifers from \$331.00-\$332.00 cwt. Trade was light with delivery reported for the week of February 20th.

Prices are up \$42.00 cwt from the same time last year. Reports of cattle going south of the border this week were noted.

Today at **Brussels Livestock – 950** stockers – sale in progress. Final results will be available Tuesday

Steers	Price Range	Average	Top	Heifers	Price Range	Average	Top
1000+	233.00-261.00	252.38	261.00	900+	210.00-249.50	227.99	249.50
900-999	225.00-274.50	261.06	274.50	800-899	202.00-239.50	219.33	254.00
800-899	232.00-284.00	255.90	284.00	700-799	210.00-258.00	234.13	258.00
700-799	257.00-311.00	288.05	311.00	600-699	242.00-271.50	261.85	271.50
600-699	255.00-326.00	303.83	326.00	500-599	224.00-278.00	251.96	298.00
500-599	260.00-329.00	309.86	337.50	400-499	234.00-254.00	244.27	254.00
400-499	242.00-340.00	297.92	340.00				

Calves and yearlings are selling on an extremely active trade at prices \$3.00-\$5.00 cwt higher.

Ontario auction sales on **Thursday** saw weighted prices for:

	Volume	Price Range	Average	Top
Large & Medium Frame Fed Steers 1250 lbs +	67	182.98-201.88	193.89	204.75
Large & Medium Frame Fed Heifers 1000 lbs +	53	178.91-196.82	189.30	198.50
Fed Steers, Dairy & Dairy Cross 1250 lbs +	32	156.56-174.00	165.92	178.00
Fed Heifers, Dairy & Dairy Cross 1000 lbs +	15	128.67-160.00	142.95	175.00
Cows	613	80.80-109.33	94.35	164.00
Bulls under 1600 lbs	16	127.13-172.94	152.87	185.00
Bulls over 1600 lbs	11	125.64-148.91	138.78	153.00
Veal over 600 lbs	89	182.55-226.98	207.22	239.00

To check out individual auction market results on the Ontario Beef website go to <https://www.ontariobeef.com/markets/market-reports.asp>

ONTARIO STOCKER AND FEEDER TRADE

Stocker sale at **Ontario Livestock Exchange: February 16, 2023 – 320** Stockers

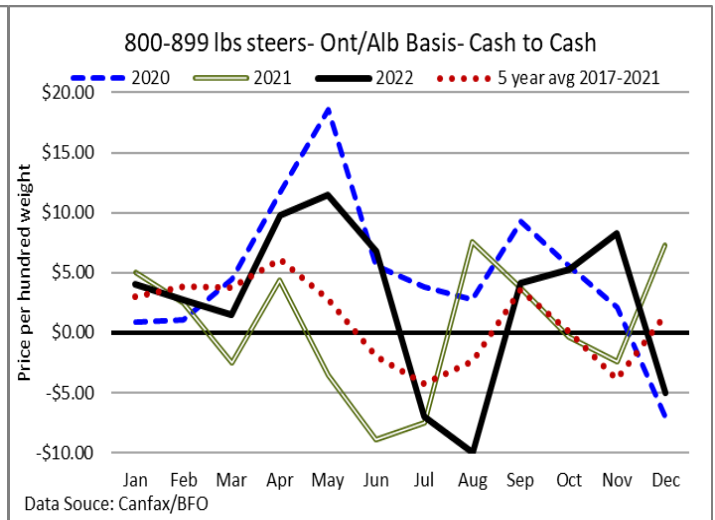
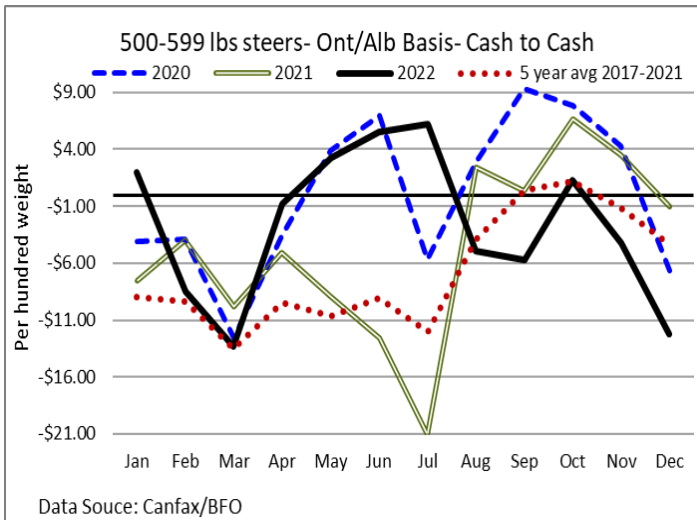
Steers	Price Range	Average	Top	Heifers	Price Range	Average	Top
1000+	222.50-236.00	234.77	236.00	900+	116.00-200.00	168.75	215.00
900-999	168.00-233.00	207.18	233.00	800-899	162.50-215.00	195.30	215.00
800-899	207.50-260.00	228.65	260.00	700-799	220.00-230.00	224.44	242.50
700-799	247.50-285.00	262.05	285.00	600-699	197.50-230.00	219.00	230.00
600-699	225.00-302.50	269.62	330.00	500-599	230.00-255.00	238.42	255.00
500-599	232.50-363.00	295.35	363.00	400-499	205.00-262.50	243.65	320.00
400-499	300.00-370.00	339.55	370.00	300-399	195.00-235.00	213.00	235.00
399-	170.00-305.00	240.00	305.00				

Stockers sold on a higher market. *Vaccinated stocker sales every Wednesday at 1:00 pm.*

Stocker sale at **Ontario Stockyards Inc: February 16, 2023 –808** Stockers

Steers	Price Range	Average	Top	Heifers	Price Range	Average	Top
1000+	173.00-205.00	179.35	205.00	900+	135.00-151.00	141.30	151.00
900-999	180.00-243.00	213.50	245.00	800-899	200.00-206.00	203.43	206.00
800-899	190.00-266.00	222.58	278.50	700-799	200.00-246.00	228.00	246.00
700-799	240.00-280.00	267.92	293.00	600-699	233.50-267.00	252.56	270.00
600-699	253.00-311.00	288.15	323.00	500-599	225.00-277.00	250.09	277.00
500-599	288.00-344.00	317.36	352.50	400-499	230.00-270.00	251.74	285.00
400-499	270.00-330.00	302.16	359.00	300-399	240.00-285.00	267.86	285.00
399-	270.00-367.50	305.63	367.50				

Stockers sold with excellent buyer demand on a stronger market. *Stocker sales every Thursday at 11:00 am.*



U.S. BOXED BEEF CUT-OUT VALUES (U.S. funds)

Cutout Values (noon estimate):
Change (from yesterday's close):
Current Five Day Average:

Choice	Select
600-900	600-900
280.89	266.65
+1.34	+4.01
273.38	258.62

QUEBEC ELECTRONIC AUCTION MARKET (F.O.B. THE FEEDLOT)

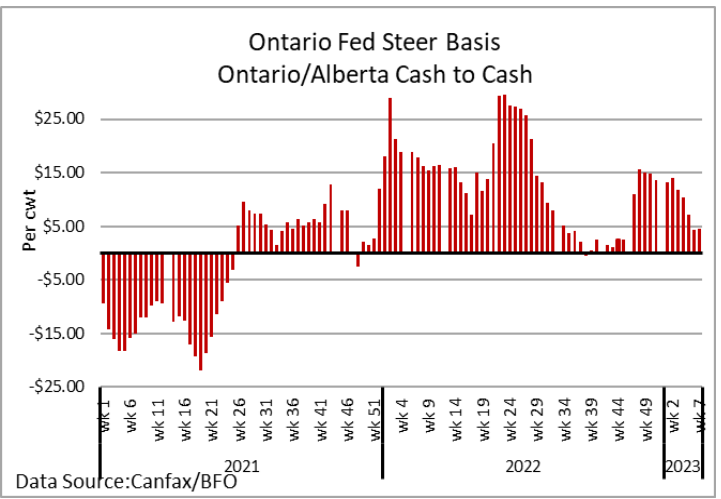
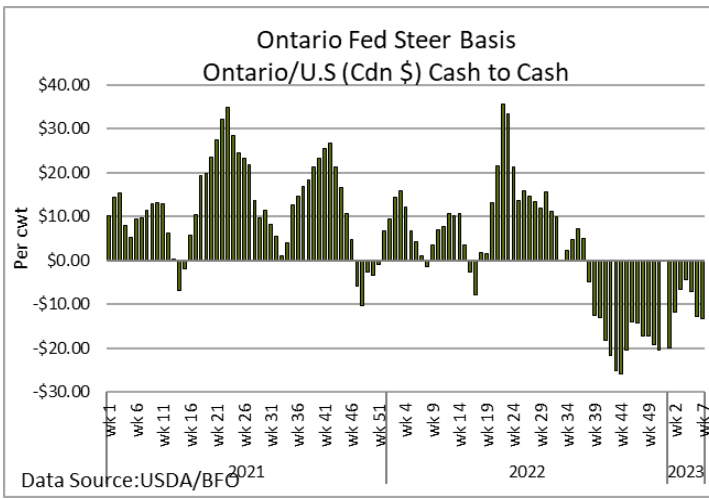
For the week ending February 9, 2023

Price	Change from Last Week
336.50	+3.81

ALBERTA DIRECT TRADE

Alberta's direct trade this week was light with Canfax reporting sales from \$327.00-\$328.00 cwt delivered on a dressed basis, up \$1.00-\$2.00 cwt from last week with delivery the first half of March. Canfax reports: "Live sales were reported around 195.00 FOB the feedlot, steady with last week's weighted average price. A few Alberta cattle traded to the US, depending on freight and dressing percentage, sales to the US working back around 199.00 FOB the feedlot. Sales to the US were at a slight premium over local deals.

Steers - FOB	Live	194.75-199.45	Rail - FOB	325.50-326.50
Heifers - FOB	Live	N/T	Rail - FOB	Not enough sold to report a price



U.S. TRADE (U.S. funds)

The U.S. cash cattle trade on Thursday was light to moderate late in the afternoon, with sales reported from \$252.00-\$258.00 dressed, most \$256.00-\$257.00 and majority at \$257.00 up \$2.00-\$3.00 cwt from last week, with some live deals from \$159.00-\$163.00, mainly \$160.00-\$161.00 which is \$0.50-\$1.00 higher. The south remained fairly quiet with just a few deals in Kansas noted at \$161.00 live up \$1.00 cwt, but not enough to establish a market report. Today a light trade in the north has developed at \$257.00 dressed, steady to Thursday and \$3.00 stronger than last week. In the south a light test is starting to surface at \$162.00 live, up \$2.00 cwt from last week. Business should continue this afternoon with asking prices firm at \$163.00 live in the south and \$260.00 dressed in the north.

Choice and Select Steers and Heifers: Live 157.00-163.00
 Rail 252.00-258.00

CHICAGO MERCANTILE EXCHANGE

Closing quotes on futures **today** were as follows:

Live Cattle			Feeder Cattle			Corn		
Feb	163.75	+0.80	Mar	186.52	+0.30	Mar	6.776	+1.6
Apr	164.65	+0.57	Apr	190.45	-0.15	May	6.774	+2.4
Jun	160.12	+0.40	May	194.35	-0.12	Jul	6.660	+2.0
Aug	159.05	+0.27	Aug	207.72	-0.12	Sep	6.106	+2.0
Oct	163.15	+0.25	Sep	210.37	-0.35	Dec	5.956	+2.2
Dec	167.22	+0.27	Oct	212.70	-0.20	Mar	6.030	+2.2
Soybeans			Soft Red Winter Wheat			Canadian \$		
Mar	15.272	+0.6	Mar	7.654	+0.4	Spot	74.24	-0.23
May	15.222	+1.0	May	7.762	+0.0	Mar	74.24	-0.24
Jul	15.144	+1.4	Jul	7.810	+0.2	Jun	74.34	-0.24
Aug	14.830	+3.0	Sep	7.896	-0.2	Sep	74.45	-0.24
Sep	14.172	+3.6	Dec	8.036	-1.0	Dec	74.57	-0.24
Nov	13.862	+2.4	Mar	8.114	-1.4	Mar	74.68	-0.23

Beef Farmers of Ontario, 130 Malcolm Road, Guelph, ON N1K 1B1 Phone: (519) 824-0334 Fax: (519) 824-9101 or email: markets@ontariobeef.com

ONTARIO STOCKER & FEEDER TRADE SPECIAL SALES

Feb 15	7:00 pm	Cargill Auction Market	Special Stocker Sale
Feb 23	11:00 am	Ontario Stockyards Inc	Special Spring Stocker Sale (in regular sale)
Feb 25	11:00 am	David Carson Farms & Auction Services	Bred Cows, Cow/Calf Pairs, Stocker Sale
Feb 25	1:00 pm	Kawartha Lakes Community Sales Barn	Beef Cow Sale- Herd Dispersal
Feb 28	12:00 pm	Aylmer Stockyards Inc	Special Stocker Sale
Feb 28	1:00 pm	Vankleek Hill Livestock Exchange	Special Stocker Sale
Mar 8	7:00 pm	Cargill Auction Market	Special Stocker Sale
Mar 15	11:00 am	Kawartha Lakes Community Sales Barn	Special Stocker Sale
Mar 17	11:00 am	Community Livestock Exchange	Quinte Cattlemen's Special Stocker Sale
Mar 18	12:00 pm	Ontario Stockyards Inc	Bred Cow Sale