



## Daily Market Information Report - Wednesday, March 1, 2023

The following information is collected from various sources and disseminated by Beef Farmers of Ontario.

### ONTARIO DIRECT TO PACKER RAILGRADE CATTLE TRADE

Prices are on a carcass weight basis before grade and weight discounts

<b>A Grade Steers</b>	342.00- Bids only. No actual trade was reported today.
<b>A Grade Heifers</b>	341.00-342.00- Bids only. No actual trade was reported today.

### ONTARIO LIVE CATTLE TRADE

Today at **Ontario Livestock Exchange: 583** stockers

<b>Steers</b>	<b>Price Range</b>	<b>Heifers</b>	<b>Price Range</b>
<b>1000+</b>	243.00-264.00	<b>800+</b>	220.00-249.00
<b>800-1000</b>	230.00-276.50		

Feeder cattle actively at stronger pricing. *Vaccinated Stocker Sales every Wed at 1:00 pm.*

Today at **Ontario Stockyards Inc.: 56** fed steers & heifers, **152** cows & bulls

	<b>Price Range</b>	<b>Top</b>
<b>Fancy Fed Steers &amp; Heifers</b>	205.00-213.00	214.00
<b>Good to Choice Fed Cattle</b>	195.00-205.00	
<b>Beef Cows</b>	110.00-135.00	151.00
<b>Dairy Cows</b>	100.00-118.00	124.00
<b>Export Cows</b>	95.00-100.00	
<b>Bulls</b>	130.00-160.00	171.00

Cows sold \$4.00-\$6.00 cwt stronger while bulls sold steady. Fat cattle sold \$5.00 cwt higher. *500 stockers are expected for Thursday's sale. March 18<sup>th</sup> @ 12:00 Noon- Special Bred Cow Sale With 200 Head Expected!*

**Denfield Livestock Exchange Inc., February 28, 2023: 163** Fed Cattle, **18** Veal, **69** Cows, **3** Bulls, **9** stockers

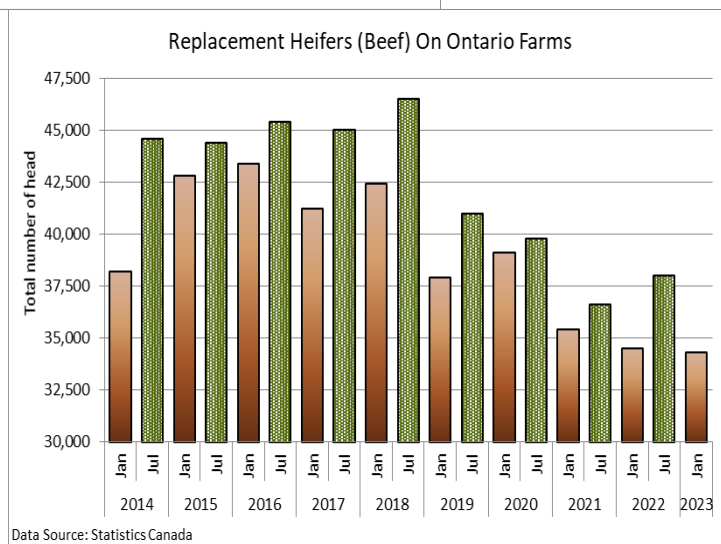
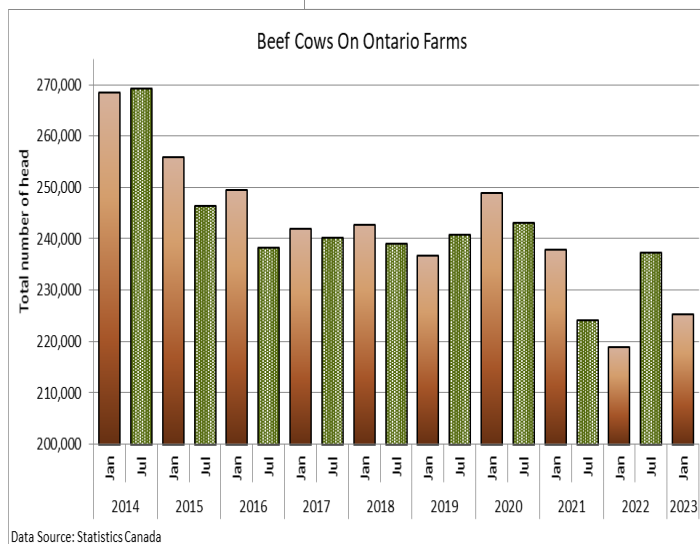
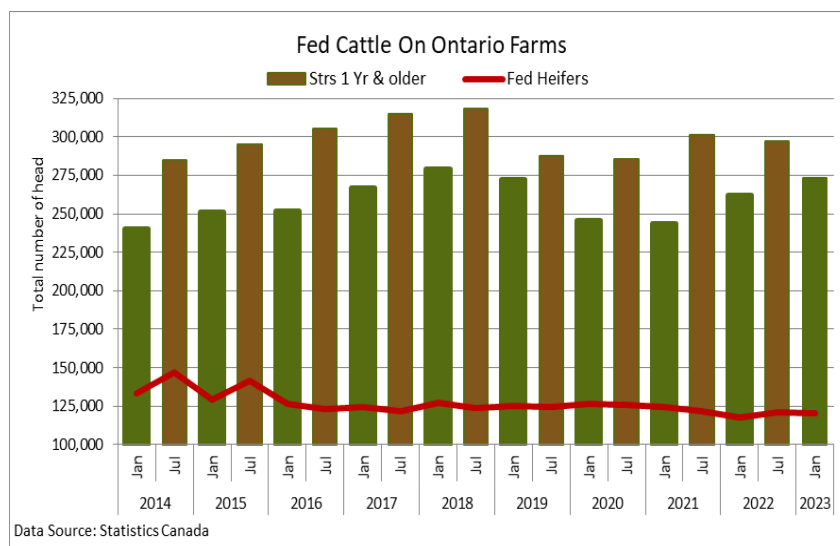
	<b>Price Range</b>	<b>Average</b>	<b>Top</b>
<b>Large &amp; Medium Frame Fed Steers +1250 lbs</b>	205.50-212.25	209.00	221.00
<b>Large &amp; Medium Frame Fed Heifers +1000 lbs</b>	202.00-210.25	206.79	218.50
<b>Cows</b>	94.00-123.00	107.08	154.00
<b>Veal calves 600 lbs +</b>	181.00-206.00	195.17	207.00

Fed cattle sold strong at prices \$3.00-\$4.00 cwt higher. Cull cows traded \$5.00-\$6.00 higher. Veal traded fully steady and drop calves sold considerably higher this week. *April 1st @ 11:00 am- Special Vaccinated Calf & Yearling Sale!*

Ontario auction sales on **Tuesday** saw weighted prices for:

	<b>Volume</b>	<b>Price Range</b>	<b>Average</b>	<b>Top</b>
<b>Large &amp; Medium Frame Fed Steers +1250 lbs</b>	66	204.44-212.27	208.73	221.00
<b>Large &amp; Medium Frame Fed Heifers +1000 lbs</b>	135	197.21-209.85	204.27	218.50
<b>Fed Steers, Dairy &amp; Dairy Cross +1250 lbs</b>	18	162.75-206.25	195.70	206.25
<b>Fed Heifers, Dairy &amp; Dairy Cross +1000 lbs</b>	17	126.38-145.18	137.40	162.00
<b>Cows</b>	514	91.19-121.54	107.14	158.00
<b>Bulls under 1600 lbs</b>	15	114.97-135.93	127.07	173.00
<b>Bulls over 1600 lbs</b>	14	129.64-159.26	143.74	189.19
<b>Veal 600 lbs and over</b>	343	178.70-216.82	196.07	234.00
<b>Veal 125 lbs and under</b>	49	174.39-333.77	266.19	509.99

To check out individual auction market results on the Ontario Beef website go to <http://www.ontariobeef.com/markets/market-reports.aspx>



On March 1, 2023 Stats Canada released the January 1<sup>st</sup> Cattle Inventory Report. Fed steer volumes on Ontario Farms on Jan 1, 2023 totaled 273,600 head up 4.5% from Jan 1, 2022 and up 12.3% from Jan 1, 2021. Fed heifer volumes on Jan 1, 2023 were reported at 120,100 head up 2% from Jan 1, 2022 but 3.8% below Jan 1, 2021. The overall fed cattle total volume on Ontario farms was 393,700 head, which is the largest overall volume for Jan 1<sup>st</sup> data since 2019. Beef replacement heifers volumes on Ontario Farms as of Jan 1, 2023 are reported at 34,300 head down just 0.5% from Jan 1, 2022 but 3% fewer than Jan 1, 2021. Beef cow volumes on Ontario farms as of Jan 1, 2023 are up from the previous January but down from the higher July 2022 volumes by 5%. As of Jan 1, 2023 there are 225,300 head of beef cows up 3% from last January but 5% fewer than Jan 1, 2021.

### **ONTARIO STOCKER & FEEDER TRADE**

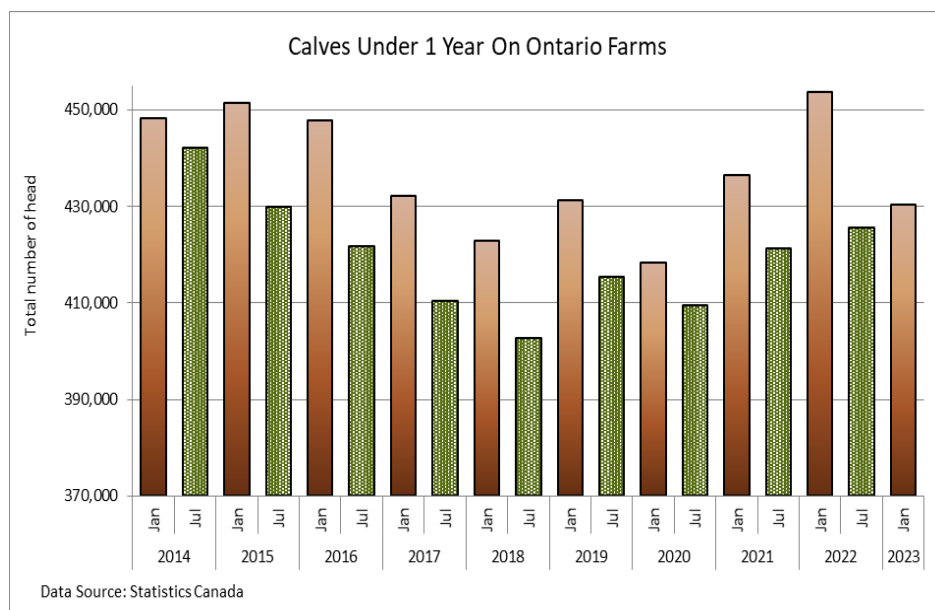
Stocker sale at: **Community Livestock Exchange: February 28, 2023 – 93 Stockers**

<b>Steers</b>	<b>Price Range</b>	<b>Average</b>	<b>Top</b>	<b>Heifers</b>	<b>Price Range</b>	<b>Average</b>	<b>Top</b>
<b>800-899</b>	180.00-242.49	218.90	242.49	<b>600-699</b>	169.99-245.00	206.59	245.00
<b>700-799</b>	134.00-262.50	216.90	262.50	<b>500-599</b>	172.50-252.49	227.80	252.49
<b>600-699</b>	229.99-287.50	257.39	287.50				
<b>500-599</b>	235.00-339.99	294.30	339.99				

*March 17th @ 11:00 am- Quinte Cattlemen's Association- Special Stocker Sale! Vaccinations preferred, all catalogued and farm fresh!*

Stocker sale at: **Renfrew Pontiac Livestock: February 28, 2023 – 137 Stockers**

<b>Steers</b>	<b>Price Range</b>	<b>Average</b>	<b>Top</b>	<b>Heifers</b>	<b>Price Range</b>	<b>Average</b>	<b>Top</b>
<b>700-799</b>	169.99-283.00	235.30	283.00	<b>700-799</b>	160.00-220.99	190.90	220.99
<b>600-699</b>	285.99-306.99	297.99	306.99	<b>600-699</b>	175.00-250.99	222.19	250.99
<b>500-599</b>	172.50-329.99	284.60	329.99	<b>500-599</b>	155.00-277.00	250.99	277.00
<b>400-499</b>	270.00-314.99	308.89	314.99	<b>400-499</b>	189.9-264.99	243.90	264.99



The Stats Canada Cattle Inventory report listed 430,400 stocker/feeder cattle on Ontario farms on Jan 1, 2023 down 5% from Jan 1, 2022 and 1.3% less than Jan 1, 2021. Volumes were up slightly from the previous July but the increase from July to January was much lighter than typically noted.

### **U.S. BOXED BEEF CUT-OUT VALUES (U.S. funds)**

	Choice 600-900	Select 600-900
Cutout Values (noon estimate):	288.58	276.32
Change (from yesterday's close):	-0.37	-2.93
Current Five Day Average:	288.08	277.02

### **ALBERTA DIRECT TRADE**

**Alberta direct trade** remains untested however Canfax notes that some business is expected to develop some time this afternoon. Canfax notes that asking prices this week are sitting around \$340.00-\$342.00 delivered on a dressed basis.

<b>Steers</b>	Live <b>FOB</b>	N/T	Rail - <b>FOB</b>	N/T
<b>Heifers</b>	Live <b>FOB</b>	N/T	Rail - <b>FOB</b>	N/T

### **U.S. TRADE (U.S. funds)**

**The U.S. cash cattle trade** on Tuesday saw a few deals in Iowa at 165.00 live, up \$1.00 from last week on average but not enough sold to establish a market. A couple of deals were also noted from \$262.00-\$265.00 dressed up \$2.00-\$3.00 from last week's sales, but again, sales were too scattered to establish a market. The south was at a complete standstill yesterday, with no bids on the table and remains that way again today. Nebraska today is seeing bids surface at \$165.00 live and \$265.00 dressed but no trade has developed. Asking prices in the south are sitting around \$166.00 plus live while the north remains defined at this time. Active trade is not expected to develop before Thursday at the earliest.

**At the Central Stockyards online auction today** there were 1,136 head on offer, in 6 lots, all from Texas with delivery in 4-9 days. All cattle were left unsold as reserve bids of \$165.00-\$166.50 live were not met.

<b>Choice and Select Steers and Heifers:</b>	Live	N/T
	Rail	N/T

### CHICAGO MERCANTILE EXCHANGE

Closing quotes on futures **today** were as follows:

#### Live Cattle

Apr	165.12	-0.35
Jun	160.60	-0.75
Aug	159.67	-0.57
Oct	164.10	-0.25
Dec	167.97	+0.02
Feb	170.62	+0.02

#### Feeder Cattle

Mar	188.30	-1.50
Apr	193.85	-1.22
May	199.00	-0.62
Aug	212.62	-0.55
Sep	215.10	-0.25
Oct	217.05	-0.10

#### Corn

Mar	6.404	+11.0
May	6.356	+5.4
Jul	6.256	+3.4
Sep	5.822	-0.2
Dec	5.692	-0.4
Mar	5.772	-0.4

#### Soybeans

Mar	15.042	+13.6
May	14.942	+15.2
Jul	14.844	+15.0
Aug	14.500	+12.6
Sep	13.864	+11.6
Nov	13.590	+11.6

#### Soft Red Winter Wheat

Mar	6.970	+5.4
May	7.100	+4.4
Jul	7.180	+4.2
Sep	7.286	+4.2
Dec	7.452	+4.2
Mar	7.570	+4.4

#### Canadian \$

Spot	73.47	+0.10
Mar	73.48	+0.09
Jun	73.58	+0.08
Sep	73.72	+0.09
Dec	73.88	+0.10
Mar	74.03	+0.11

Beef Farmers of Ontario, 130 Malcolm Road, Guelph, ON N1K 1B1 Phone: (519) 824-0334 Fax: (519) 824-9101 or email: [markets@ontariobeef.com](mailto:markets@ontariobeef.com)