



Daily Market Information Report – Monday, March 6, 2023

The following information is collected from various sources and disseminated by Beef Farmers of Ontario.

ONTARIO DIRECT TO PACKER RAILGRADE CATTLE TRADE

Prices are on a carcass weight basis before grade and weight discounts.

A Grade Steers	350.00- next week delivery
A Grade Heifers	349.00-350.00- next week delivery

Today at **Ontario Stockyards Inc:** **23** veal

	Price Range	Top
Veal 600 lbs +	180.00-185.00	209.00

Veal sold steady. *Every Thurs. at 11:00 am - Vaccinated & Non-Vaccinated Stocker Sales. Mar 18th @ 12:00 noon- Special Bred Cow/Bred Ewe Sale!*

At **Kawartha Lakes Community Sale Barn: March 4, 2023 – 103** cows, **3** bulls, **7** veal, **3** fed cattle, **7** stockers

	Price Range	Avg.	Top
Cows	102.00-131.00	113.81	138.00
Veal 600 lbs +	195.00-210.00	203.43	210.00

A light run due to the weather sold high at premium prices. *Mar 15th @ 11:00 am- Special Stocker Sale!*

ONTARIO STOCKER & FEEDER TRADE

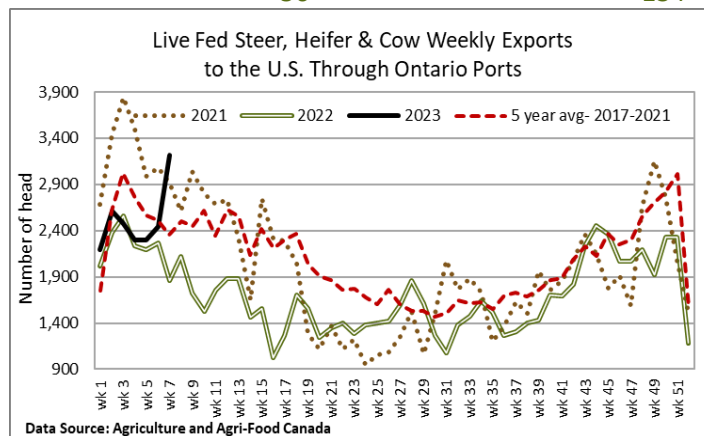
Stocker sale at **Brussels Livestock: March 3, 2023– 1,097** Stockers

Steers	Price Range	Average	Top	Heifers	Price Range	Average	Top
1000+	215.00-258.00	238.32	259.00	900+	210.00-240.75	223.75	253.25
900-999	231.00-270.00	251.27	270.00	800-899	229.00-252.75	244.89	252.75
800-899	230.00-274.00	251.91	280.00	700-799	210.00-245.50	235.31	250.00
700-799	231.00-285.00	256.33	312.50	600-699	227.00-274.00	247.43	274.00
600-699	295.00-330.00	311.49	344.00	500-599	200.00-256.00	238.29	295.00
500-599	267.50-346.00	308.85	371.00	400-499	260.00-277.00	268.76	280.00
400-499	282.50-354.00	326.79	354.00				
399-	280.00-335.00	316.67	335.00				

Calves and yearlings sold on a fully active trade at prices steady to last week's high market.

WEEKLY LIVE CATTLE EXPORTS-ONTARIO

	Week ending Feb 18, 2023	Week ending Feb 11, 2023	Year to Date
Total live slaughter cattle exported through Ontario ports to the U.S.	3,275	2,579	18,164
Steers & Heifers & Cows	3,219	2,445	17,545
Bulls	56	134	619

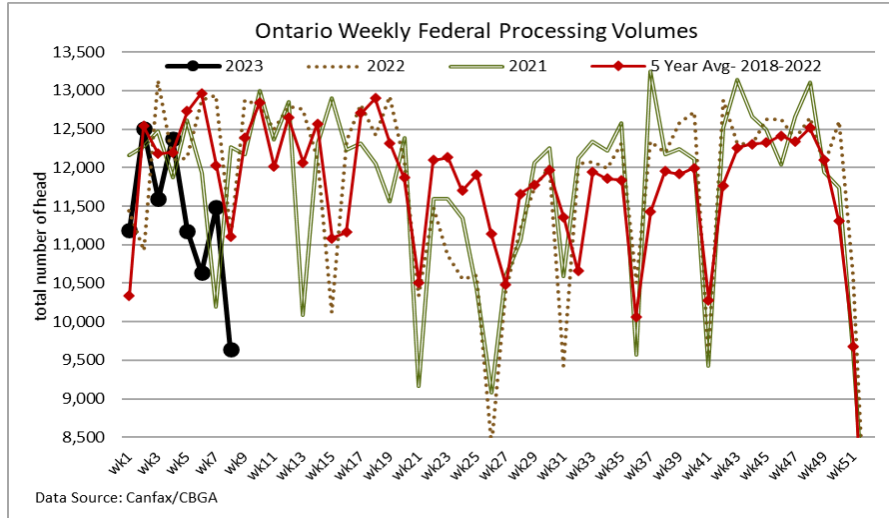


CANADIAN- FEDERALLY INSPECTED PROCESSING-Canfax/CBGA 2023- Holiday Monday Included

	Week Ending Feb 25, 2023	# of hd change from week ago	YTD	% Change (Week Ago)	% Change (Year Ago)
Grand Total	57,769	-9,346	504,755	-15%	+1%
Western Processing	43,637	-7,282	401,963	-14%	+3%
Eastern Processing	11,132	-2,064	102,792	-16%	-5%

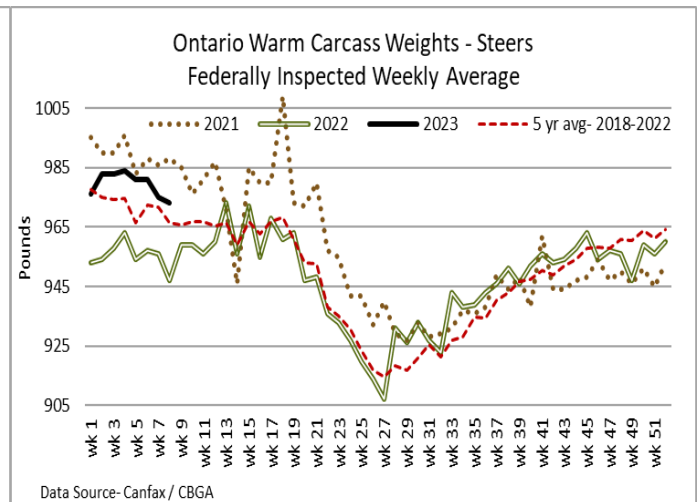
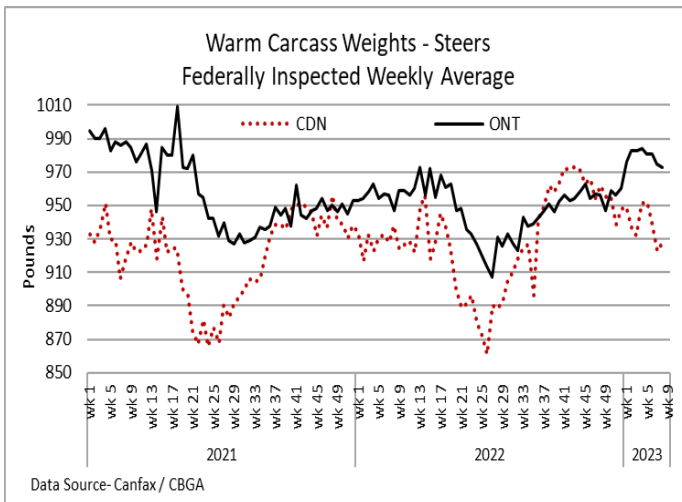
ONTARIO- FEDERALLY INSPECTED PROCESSING-Canfax/CBGA 2023- Holiday Monday Included

	Week Ending Feb 25, 2023	# of hd change from week ago	YTD	% Change (Week Ago)	% Change (Year Ago)
Grand Total	9,639	-1,847	58,840	-16%	-6%



AVERAGE CARCASS WEIGHTS – CANADA-Canfax/CBGA

	Steers	Heifers
Feb 25, 2023	928	856
Feb 18, 2023	923	836
Feb 26, 2022	938	855



AVERAGE CARCASS WEIGHTS – ONTARIO-Canfax/CBGA

	Steers	Heifers
Feb 25, 2023	973	862
Feb 18, 2023	975	836
Feb 26, 2022	959	857

USDA ESTIMATED CATTLE PROCESSING VOLUME

	Week Ending March 4, 2023	Previous Week	Year Ago
Grand Total	629,000	618,000	659,000

U.S. BOXED BEEF CUT-OUT VALUES (U.S. funds)

	Choice 600-900	Select 600-900
Cutout Values (noon estimate):	290.53	277.75
Change (from yesterday's close):	+1.21	+0.89
Current Five Day Average:	288.59	277.87

U.S. TRADE (U.S. funds)

The U.S. cash cattle trade last week took place mainly on Friday afternoon with business in the south from \$164.00-\$165.50, mainly \$165.00 up \$1.00 cwt. In the north sales ranged from \$161.00-\$166.00 live, with the lower end reported as muddy cattle, while dressed deals ranged from \$262.00-\$268.00 cwt. Overall average prices for the week reported by the USDA Mandatory Price Report saw live steers average \$165.02 up \$1.30 while heifers averaged \$164.89 up \$1.25. On the rail, steers averaged \$264.43 up \$3.46 with heifers averaging \$264.45 up \$2.72.

Today the market was quiet as both sides took inventory and new show lists were distributed. This week's offering is reported as smaller in Kansas and higher in most other feeding states. Bids and asking prices are currently unestablished with little business expected to surface before the second half of the week.

Choice and Select Steers and Heifers:	Live	N/T
	Rail	N/T

CHICAGO MERCANTILE EXCHANGE

Closing quotes on futures **today** were as follows:

Live Cattle			Feeder Cattle			Corn		
Apr	166.10	+0.67	Mar	192.07	+2.07	Mar	6.444	-0.6
Jun	161.00	+0.32	Apr	198.60	+2.57	May	6.370	-2.6
Aug	160.47	+0.57	May	203.25	+2.30	Jul	6.254	-2.4
Oct	165.00	+0.57	Aug	216.80	+2.12	Sep	5.824	-1.2
Dec	168.75	+0.50	Sep	219.17	+2.07	Dec	5.700	-1.0
Feb	171.65	+0.55	Oct	221.00	+1.95	Mar	5.782	-0.6
Soybeans			Soft Red Winter Wheat			Canadian \$		
Mar	15.410	+10.4	Mar	6.824	-13.2	Spot	73.42	-0.14
May	15.290	+10.2	May	6.952	-13.4	Mar	73.42	-0.15
Jul	15.166	+10.6	Jul	7.034	-13.2	Jun	73.53	-0.14
Aug	14.806	+11.0	Sep	7.144	-13.0	Sep	73.69	-0.14
Sep	14.104	+7.4	Dec	7.310	-12.4	Dec	73.85	-0.14
Nov	13.792	+6.2	Mar	7.432	-12.0	Mar	74.00	-0.16

Beef Farmers of Ontario, 130 Malcolm Road, Guelph, ON N1K 1B1 Phone: (519)7.550-8.2 824-0334 Fax: (519) 824-9101 or email: markets@ontariobeef.com