



## Daily Market Information Report – Friday March 17, 2023

The following information is collected from various sources and disseminated by Beef Farmers of Ontario.

### ONTARIO DIRECT TO PACKER RAILGRADE CATTLE TRADE

Prices are on a carcass weight basis before grade and weight discounts,

**A Grade Steers** No new trade today. Bids were reported at \$355.00 dressed with delivery the week of March 27<sup>th</sup>

**A Grade Heifers** No new trade today. Bids were reported at \$355.00 dressed with delivery the week of March 27<sup>th</sup>

The Ontario railgrade market was quiet to start the week with no new trade reported. By Tuesday sales were reported at \$353.00 cwt dressed for steers, up \$3.00 cwt on average from the previous week. Heifers sold from \$352.00-\$353.00 cwt, also averaging \$3.00 cwt stronger than the previous week. As the week progressed, steers and heifers were reported at \$353.00-\$355.00 cwt up \$3.00-\$5.00 cwt from last week's average price. Delivery of the cattle sold this week was reported for the week of March 20<sup>th</sup> mainly, with some for the week of March 27<sup>th</sup>. U.S. packer interest remains strong in Ontario.

Today at **Brussels Livestock** – 1,275 stockers – sale in progress. Final results will be available Tuesday

Steers	Price Range	Average	Top	Heifers	Price Range	Average	Top
1000+	214.00-243.50	231.88	243.50	900+	206.00-230.25	220.25	232.00
900-999	229.00-259.00	246.96	261.00	800-899	212.00-251.50	231.74	255.75
800-899	239.00-266.00	255.58	276.00	700-799	215.50-25.00	232.64	255.00
700-799	263.00-294.00	277.71	294.00	600-699	232.00-266.00	247.60	295.00
600-699	283.00-327.50	303.90	327.50	500-599	248.00-278.00	256.16	279.00
500-599	305.00-331.00	322.52	339.00	400-499	226.00-266.00	247.10	327.50
400-499	308.00-252.50	339.72	352.50	300-399	190.00-230.00	195.70	235.00

Calves and yearlings are selling actively at steady prices.

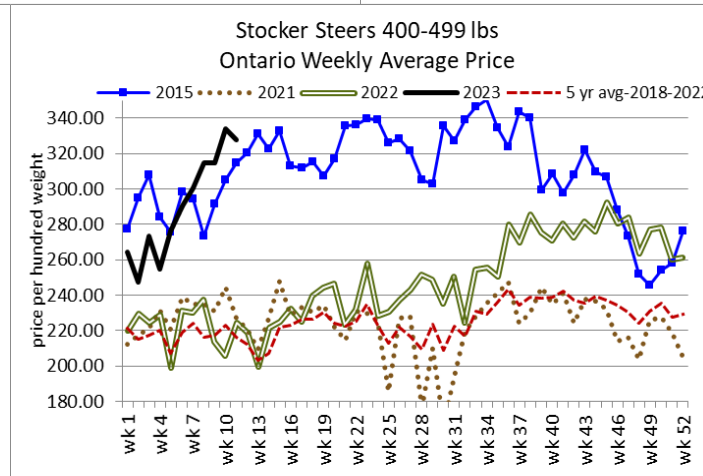
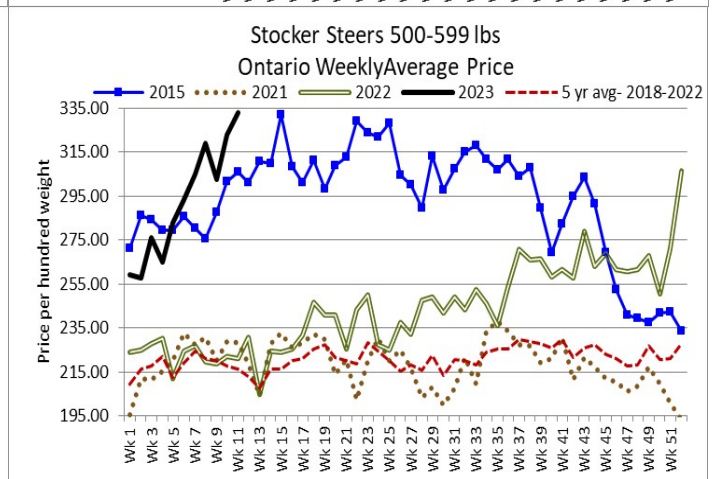
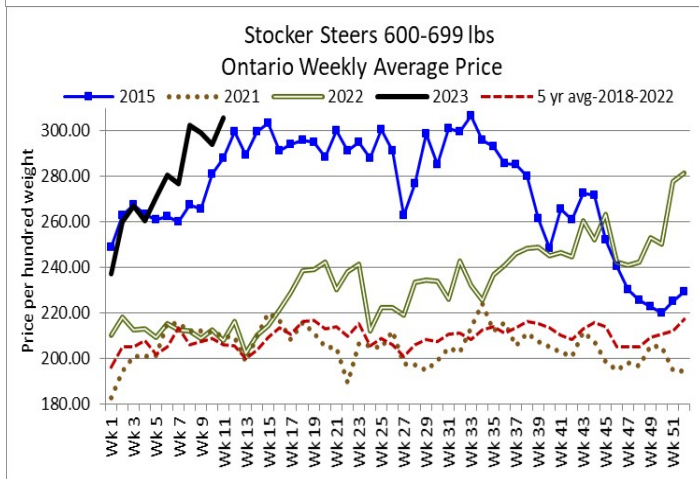
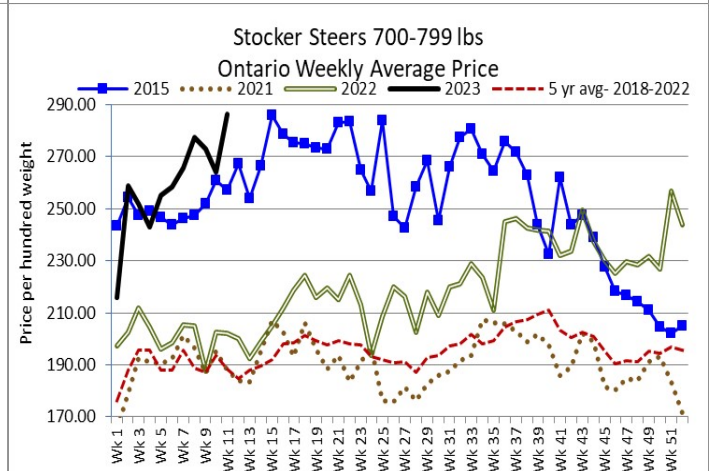
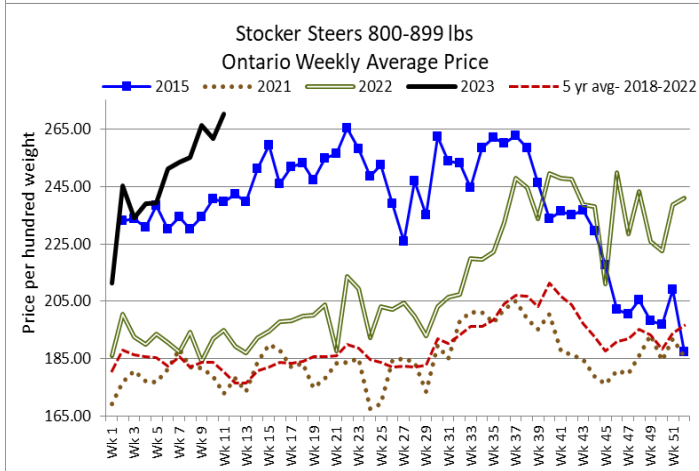
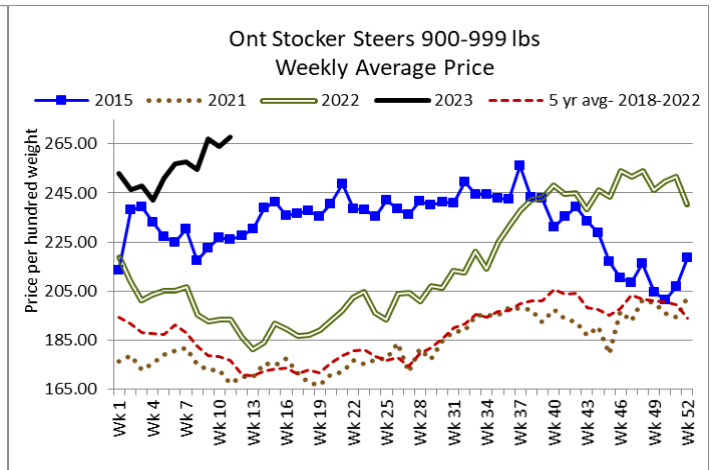
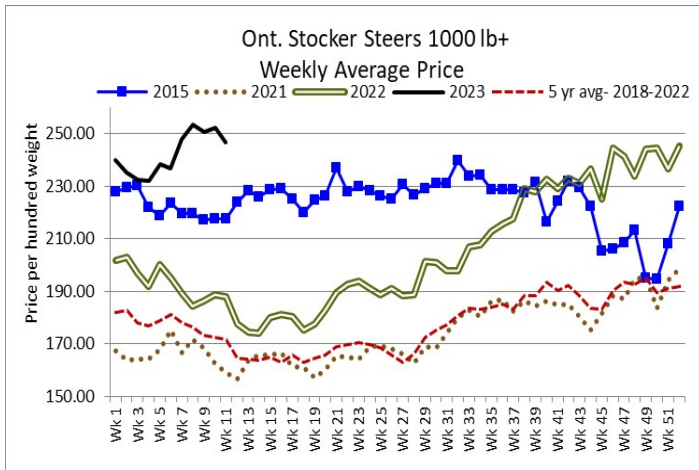
Today at **Community Livestock Exchange** – 489 stockers – Quinte Cattlemen's Special Stocker Sale

Steers	Price Range	Average	Top	Heifers	Price Range	Average	Top
1000+	181.00-250.99	222.40	250.99	900+	200.00-229.99	222.40	229.99
900-999	210.00-275.99	268.10	275.99	800-899	167.50-247.99	239.90	247.99
800-899	235.99-279.99	266.69	279.99	700-799	210.00-252.00	240.89	252.00
700-799	262.50-329.99	312.09	329.99	600-699	204.99-285.99	250.99	285.99
600-699	249.00-345.99	315.70	345.99	500-599	207.50-360.00	281.30	360.00
500-599	267.49-379.99	245.50	379.99	400-499	279.99-300.00	289.80	300.00
400-499	367.49-385.00	375.99	385.00				

Ontario auction sales on **Thursday** saw weighted prices for:

	Volume	Price Range	Average	Top
Large & Medium Frame Fed Steers 1250 lbs +	47	192.00-219.00	207.44	226.00
Large & Medium Frame Fed Heifers 1000 lbs +	48	186.92-215.58	201.60	217.00
Fed Steers, Dairy & Dairy Cross 1250 lbs +	23	178.00-193.00	186.26	194.00
Fed Heifers, Dairy & Dairy Cross 1000 lbs +	17	138.24-174.59	154.73	184.00
Cows	610	101.44-124.16	110.95	183.00
Bulls under 1600 lbs	14	146.21-187.64	166.98	220.00
Bulls over 1600 lbs	15	133.00-167.40	153.39	168.00
Veal over 600 lbs	125	178.40-221.60	198.56	229.00

To check out individual auction market results on the Ontario Beef website go to <https://www.ontariobeef.com/markets/market-reports.asp>



## ONTARIO STOCKER AND FEEDER TRADE

Stocker sale at **Ontario Livestock Exchange: March 9, 2023 – 316** Stockers

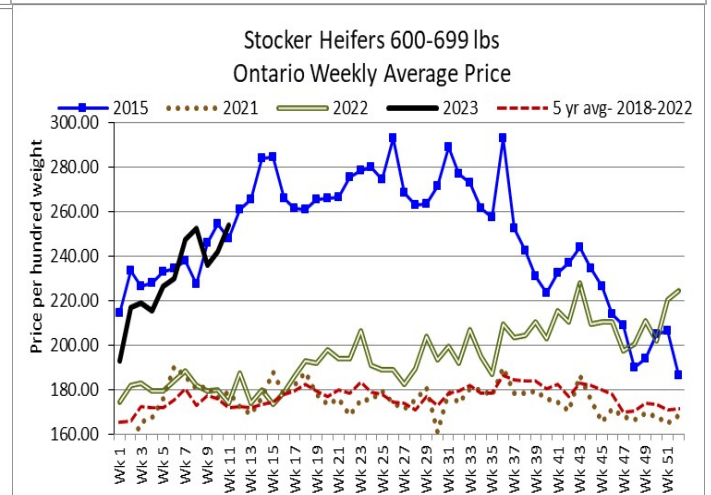
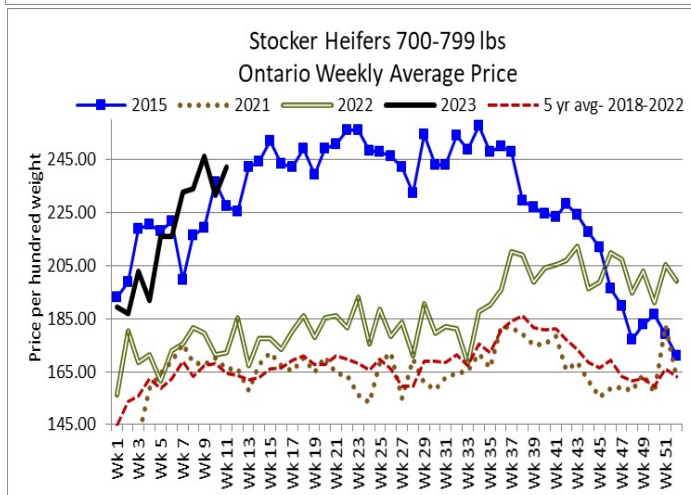
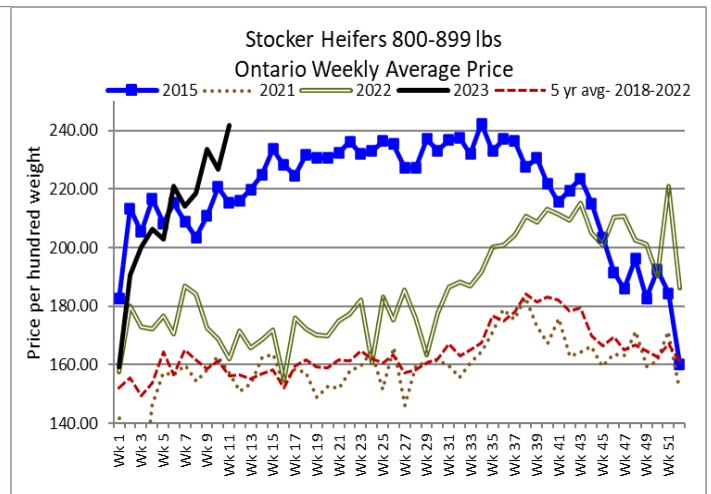
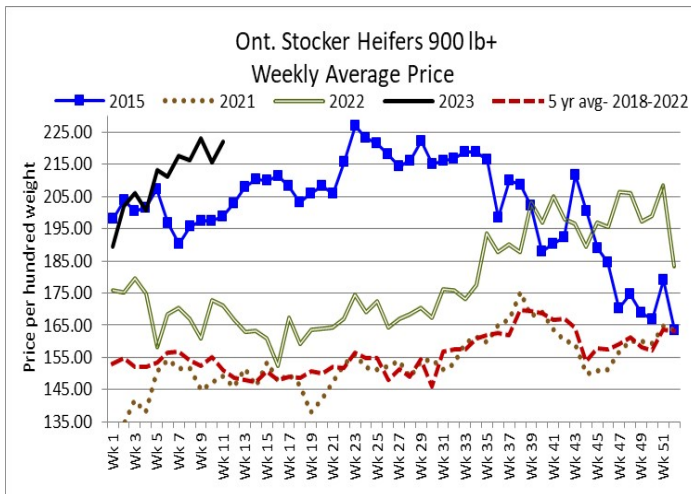
Steers	Price Range	Average	Top	Heifers	Price Range	Average	Top
<b>1000+</b>	190.00-242.50	226.13	242.50	<b>900+</b>	190.00-217.50	203.80	217.50
<b>900-999</b>	215.00-242.00	224.83	242.00	<b>800-899</b>	195.00-230.00	213.75	230.00
<b>800-899</b>	227.00-235.00	231.97	245.00	<b>700-799</b>	205.00-242.50	227.28	250.00
<b>700-799</b>	240.00-282.50	260.63	282.50	<b>600-699</b>	215.00-260.00	241.00	270.00
<b>600-699</b>	265.00-320.00	298.43	320.00	<b>500-599</b>	250.00-290.00	271.84	290.00
<b>500-599</b>	285.00-360.00	334.23	360.00	<b>400-499</b>	190.00-295.00	255.00	320.00
<b>400-499</b>	280.00-370.00	329.58	370.00	<b>300-399</b>	180.00-275.00	235.00	275.00

Stockers sold at prices \$3.00-\$4.00 cwt higher. *Vaccinated stocker sales every Wednesday at 1:00 pm.*

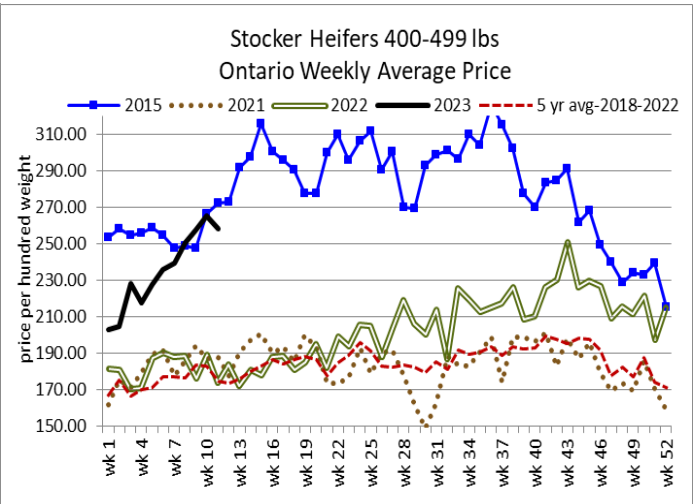
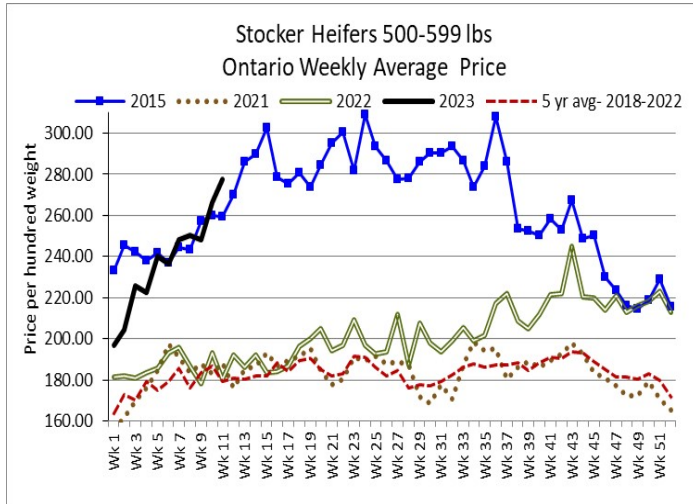
Stocker sale at **Ontario Stockyards Inc: March 16, 2023 – 1,081** Stockers

Steers	Price Range	Average	Top	Heifers	Price Range	Average	Top
<b>1000+</b>	231.00-257.50	242.94	257.50	<b>900+</b>	190.00-215.00	208.03	222.50
<b>900-999</b>	263.00-273.00	269.05	273.00	<b>800-899</b>	212.50-238.00	223.25	238.00
<b>800-899</b>	262.00-277.50	270.79	277.50	<b>700-799</b>	225.00-263.00	249.70	263.00
<b>700-799</b>	277.50-307.00	295.73	316.00	<b>600-699</b>	219.00-275.00	247.59	299.00
<b>600-699</b>	280.00-332.50	306.34	335.00	<b>500-599</b>	240.00-298.00	269.06	315.00
<b>500-599</b>	312.50-360.00	336.33	364.00	<b>400-499</b>	225.00-300.00	264.06	317.50
<b>400-499</b>	287.50-367.00	323.36	370.00	<b>300-399</b>	205.00-285.00	247.11	285.00
<b>399-</b>	300.00-345.00	313.41	345.00	<b>299-</b>	240.00-260.00	253.75	260.00

Heifer calves sold stronger while steer calves and yearlings sold steady. Non-vaccinated cattle sold easier. *Stocker sales every Thursday at 11:00 am.*







**U.S. BOXED BEEF CUT-OUT VALUES (U.S. funds)**

	<b>Choice</b>	<b>Select</b>
	<b>600-900</b>	<b>600-900</b>
<b>Cutout Values (noon estimate):</b>	284.38	273.17
<b>Change (from yesterday's close):</b>	+0.43	+1.41
<b>Current Five Day Average:</b>	284.78	272.82

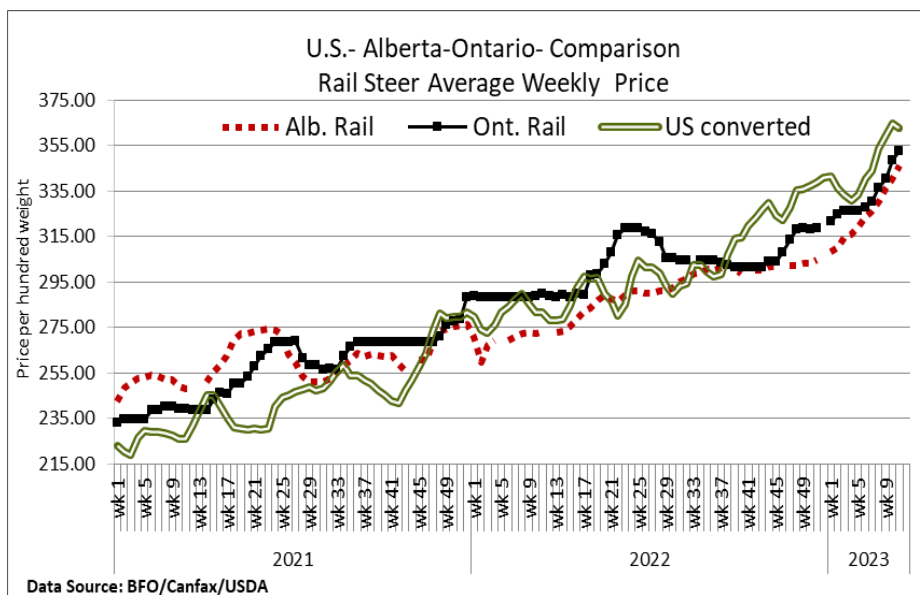
**QUEBEC ELECTRONIC AUCTION MARKET (F.O.B. THE FEEDLOT)**

	<b>Price</b>	<b>Change from Last Week</b>
For the week ending March 16, 2023	255.00	+3.75

**ALBERTA DIRECT TRADE**

Alberta's direct trade was light on Wednesday and Thursday with prices up \$6.00 cwt from the previous week at \$348.00 delivered on a dressed basis. Canfax reports: "Cattle that traded this week were being scheduled for late March delivery. Alberta fed cash to futures basis did strengthen this week. Tentatively basis levels are the strongest since September. This week's cash offering has been cleaned up."

<b>Steers</b> - FOB	Live	N/T	<b>Rail</b> - FOB	346.50
<b>Heifers</b> - FOB	Live	N/T	<b>Rail</b> - FOB	345.75-346.50



Data Source: BFO/Canfax/USDA

