



## Daily Market Information Report – Monday, March 27, 2023

The following information is collected from various sources and disseminated by Beef Farmers of Ontario.

### ONTARIO DIRECT TO PACKER RAILGRADE CATTLE TRADE

Prices are on a carcass weight basis before grade and weight discounts.

<b>A Grade Steers</b>	360.00
<b>A Grade Heifers</b>	359.00

Today at **Ontario Stockyards Inc:** 4 veal

Price Range Top

**Veal 600 lbs +** *Too few to establish a market*

A light run of veal sold fully steady to last week's stronger market. *Every Thurs. at 11:00 am - Vaccinated & Non-Vaccinated Stocker Sales. April 18<sup>th</sup> @ 11:00 am- Special Stocker Sale!*

At **Kawartha Lakes Community Sale Barn: March 25, 2023** – 175 cows, 13 bulls, 28 veal, 0 fed cattle, 56 stockers

	Price Range	Avg.	Top
<b>Cows</b>	95.00-139.00	112.14	159.00
<b>Bulls 1600 lbs +</b>	126.00-171.00	142.77	171.00
<b>Veal 600 lbs +</b>	167.00-200.00	177.81	200.00
<b>Veal 125 lbs &amp; under</b>	175.00-600.00	381.50	600.00

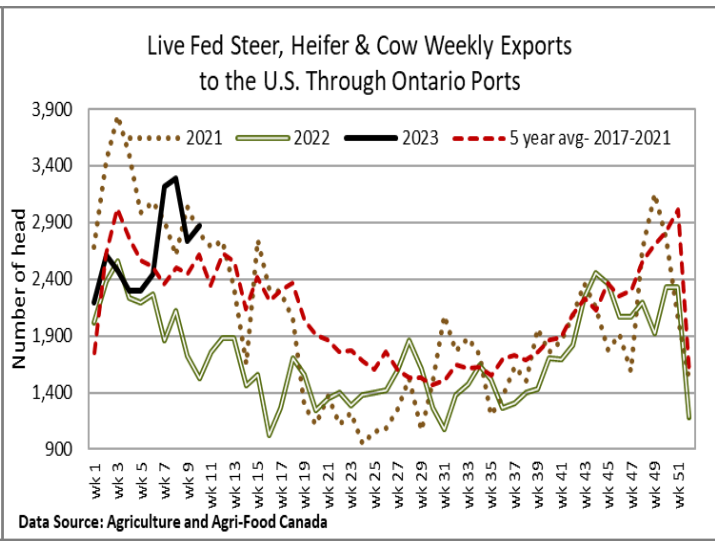
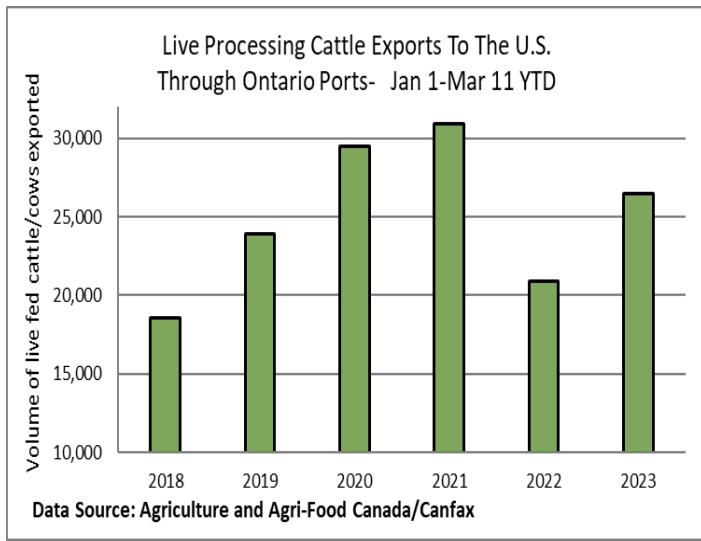
Cows sold actively at higher prices. Bred cows sold actively with good buyer interest. 90 Bred Cows Selling Next Saturday, April 1st! *April 19<sup>th</sup> @ 11:00 am- Special Stocker Sale!*

### ONTARIO STOCKER & FEEDER TRADE

Stocker sale at **Brussels Livestock: March 24, 2023**– 1,249 Stockers

<b>Steers</b>	<b>Price Range</b>	<b>Average</b>	<b>Top</b>	<b>Heifers</b>	<b>Price Range</b>	<b>Average</b>	<b>Top</b>
<b>1000+</b>	208.75-259.00	244.74	259.00	<b>900+</b>	200.00-229.00	212.12	242.75
<b>900-999</b>	227.00-262.00	248.50	262.00	<b>800-899</b>	206.00-254.00	231.08	254.00
<b>800-899</b>	229.00-289.00	271.86	289.00	<b>700-799</b>	210.00-257.00	226.15	262.00
<b>700-799</b>	220.00-302.00	268.49	302.00	<b>600-699</b>	200.00-268.00	239.14	285.00
<b>600-699</b>	229.00-307.00	283.97	319.00	<b>500-599</b>	219.00-279.00	250.85	295.00
<b>500-599</b>	250.00-315.00	295.26	325.00	<b>400-499</b>	205.00-298.00	265.12	315.00
<b>400-499</b>	305.00-360.00	332.56	360.00				
<b>399-</b>	270.00-340.00	291.00	340.00				

Calves sold actively on a steady market with quality considered. Quality yearlings sold steady, second cut yearlings sold on an easier market.



### WEEKLY LIVE CATTLE EXPORTS-ONTARIO

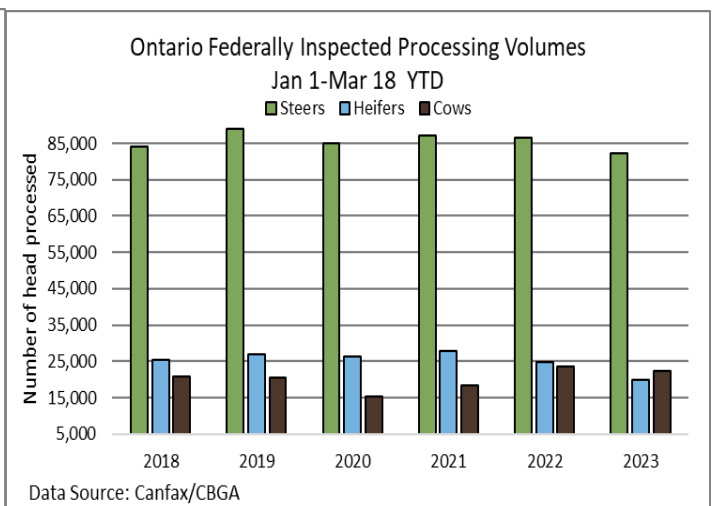
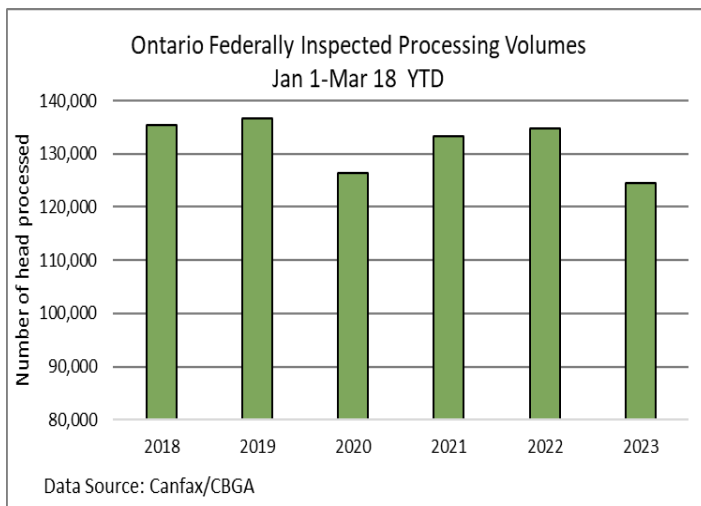
	Week ending Mar 11, 2023	Week ending Mar 4, 2023	Year to Date
Total live slaughter cattle exported through Ontario ports to the U.S.	<b>3,074</b>	<b>2,801</b>	<b>27,386</b>
Steers & Heifers & Cows	2,876	2,734	26,447
Bulls	198	67	939

### CANADIAN- FEDERALLY INSPECTED PROCESSING-Canfax/CBGA 2023

	Week Ending Mar 18, 2023	# of hd change from week ago	YTD	% Change (Week Ago)	% Change (Year Ago)
<b>Grand Total</b>	61,243	-1,561	691,821	-2%	-0%
<b>Western Processing</b>	48,492	-1,145	549,671	-2%	+1%
<b>Eastern Processing</b>	12,751	-416	142,150	-3%	-5%

### ONTARIO- FEDERALLY INSPECTED PROCESSING-Canfax/CBGA 2023

	Week Ending Mar 18, 2023	# of hd change from week ago	YTD	% Change (Week Ago)	% Change (Year Ago)
<b>Grand Total</b>	11,037	-523	124,541	-4.5%	-7.6%



### AVERAGE CARCASS WEIGHTS – CANADA-Canfax/CBGA

	Steers	Heifers
<b>Mar 18, 2023</b>	916	848
<b>Mar 11, 2023</b>	931	850
<b>Mar 19, 2022</b>	929	855

**AVERAGE CARCASS WEIGHTS – ONTARIO-Canfax/CBGA**

	<b>Steers</b>	<b>Heifers</b>
<b>Mar 18, 2023</b>	973	854
<b>Mar 11, 2023</b>	970	859
<b>Mar 19, 2022</b>	960	851

**USDA ESTIMATED CATTLE PROCESSING VOLUME**

	<b>Week Ending March 25, 2023</b>	<b>Previous Week</b>	<b>Year Ago</b>
<b>Grand Total</b>	626,000	631,000	657,000

**U.S. BOXED BEEF CUT-OUT VALUES (U.S. funds)**

	<b>Choice 600-900</b>	<b>Select 600-900</b>
<b>Cutout Values</b> (noon estimate):	280.16	269.36
<b>Change</b> (from yesterday's close):	+0.28	+0.61
<b>Current Five Day Average:</b>	280.98	270.59

**U.S. TRADE (U.S. funds)**

The U.S. cash cattle trade last week was light to moderate in volume, with sales in the south mostly reported around \$163.00 live, down \$1.00 cwt compared to the previous week. In the north, the majority of dressed sales were priced from \$264.00-\$265.00 cwt, steady to \$1.00 higher than the previous week.

Today the market was quiet as both sides took inventory and new show lists were distributed. This week's offering is reported as smaller with fewer cattle on offer in the north. Bids and asking prices were not established at the time of reporting and little trade expected to develop before mid-week.

**Choice and Select Steers and Heifers:**

Live	N/T
Rail	N/T

**CHICAGO MERCANTILE EXCHANGE**

Closing quotes on futures **today** were as follows:

<b>Live Cattle</b>			<b>Feeder Cattle</b>			<b>Corn</b>		
<b>Apr</b>	164.90	+1.90	<b>Mar</b>	192.35	+2.70	<b>May</b>	6.482	+5.2
<b>Jun</b>	158.87	+2.27	<b>Apr</b>	197.62	+2.82	<b>Jul</b>	6.296	+6.6
<b>Aug</b>	158.60	+2.17	<b>May</b>	201.37	+3.82	<b>Sep</b>	5.784	+9.2
<b>Oct</b>	162.72	+2.10	<b>Aug</b>	217.00	+2.87	<b>Dec</b>	5.696	+9.4
<b>Dec</b>	167.40	+1.95	<b>Sep</b>	219.45	+2.45	<b>Mar</b>	5.782	+9.2
<b>Feb</b>	170.70	+1.77	<b>Oct</b>	221.47	+2.47	<b>May</b>	5.782	+9.2
 <b>Soybeans</b>			 <b>Soft Red Winter Wheat</b>			 <b>Canadian \$</b>		
<b>May</b>	14.422	+14.0	<b>May</b>	6.980	+9.4	<b>Spot</b>	73.25	+0.48
<b>Jul</b>	14.206	+14.4	<b>Jul</b>	7.094	+9.4	<b>Jun</b>	73.35	+0.48
<b>Aug</b>	13.766	+15.6	<b>Sep</b>	7.212	+10.0	<b>Sep</b>	73.46	+0.48
<b>Sep</b>	13.132	+15.4	<b>Dec</b>	7.382	+10.6	<b>Dec</b>	73.55	+0.48
<b>Nov</b>	12.884	+15.2	<b>Mar</b>	7.496	+11.0	<b>Mar</b>	73.64	+0.50
<b>Jan</b>	12.950	+15.2	<b>May</b>	7.526	+10.4	<b>Jun</b>	73.69	+0.51

Beef Farmers of Ontario, 130 Malcolm Road, Guelph, ON N1K 1B1 Phone: (5197.550)-8.2 824-0334 Fax: (519) 824-9101 or email: [markets@ontariobeef.com](mailto:markets@ontariobeef.com)