



DAILY MARKET INFORMATION REPORT – MONDAY May 1, 2023

ONTARIO DIRECT TO PACKER RAILGRADE CATTLE TRADE

Prices are on a carcass weight basis before grade and weight discounts:

A Grade Steers No trade reported. Bids were reported at \$375.00 with delivery the week of May 29th
A Grade Heifers No trade reported. Bids were reported at \$374.00 with delivery the week of May 29th

Today at Ontario Stockyards Inc: **6 veal**

Price Range

Top

Veal 600 lbs + 130.00-208.00

A light offering of veal sold easier. May 16th @ 11:00 am- Special Stocker Sale! Every Thurs. at 11:00 am - Vaccinated & Non-Vaccinated Stocker Sales.

At Kawartha Lakes Community Sale Barn: **April 29, 2023–158 cows, 11 bulls, 41 veal, 15 fed cattle, 50 stockers**

	Price Range	Avg.	Top
Cows	103.00-146.00	117.18	163.00
Bulls under 1600 lbs	149.00-184.21	162.87	184.21
Bulls over 1600 lbs	138.00-153.00	146.46	153.00
Veal Calves 600 lbs+	151.00-180.00	160.50	180.00
Veal Calves 125 lbs -	150.00-450.00	250.21	450.00

Cows sold fully steady. May 3rd @ 11:00 am- Peterborough Cattlemen's & Victoria Beef Farmers Special Stocker Sale! (Cattle from other counties welcomed)

ONTARIO STOCKER & FEEDER TRADE

Stocker sale at Brussels Livestock: **April 28, 2023– 1,217 Stockers**

Steers	Price Range	Average	Top	Heifers	Price Range	Average	Top
1000+	214.00-272.75	251.11	275.25	900+	204.00-244.00	226.88	265.00
900-999	236.00-290.00	262.51	290.00	800-899	230.00-257.00	241.72	263.50
800-899	256.00-300.00	281.13	300.00	700-799	239.00-274.50	259.70	274.50
700-799	286.00-313.00	298.57	313.00	600-699	220.00-284.00	252.50	284.00
600-699	245.00-357.00	316.21	361.00	500-599	242.50-309.00	276.24	309.00
500-599	214.00-357.00	302.19	362.00	400-499	207.50-285.00	251.33	285.00
400-499	172.50-355.00	264.44	355.00				
399-	337.00-338.00	337.67	342.00				

Calves sold steady while yearlings traded actively at prices \$5.00-\$10.00 cwt higher.

ONTARIO STOCKER & FEEDER TRADE SPECIAL SPRING SALE

Stocker sale at Keady Livestock Market: **April 28, 2023: 1,436 Stockers**

Steers	Price Range	Average	Top	Heifers	Price Range	Average	Top
900-999	274.00-286.00	282.91	286.00	800-899	249.00-270.00	261.04	270.00
800-899	282.00-301.00	296.06	317.50	700-799	290.00-295.00	293.30	295.00
700-799	311.00-354.00	334.45	354.00	600-699	295.00-312.00	304.05	336.00
600-699	346.00-367.00	353.31	380.00	500-599	292.00-316.00	304.03	316.00
500-599	342.50-375.00	359.41	375.00	400-499	250.00-305.00	287.07	325.00
400-499	361.00-372.50	365.87	372.50				

Northern Select Stocker Sale- An exceptional offering of vaccinated grass weight cattle sold fully steady.

Stocker sale at Denfield Livestock Exchange: April 29, 2023- 594 Stockers

Steers	Price Range	Average	Top	Heifers	Price Range	Average	Top
1000+	225.00-234.00	230.80	234.00	900+	209.00-239.00	218.80	263.00
900-999	255.00-271.00	268.13	271.00	800-899	230.00-270.00	253.49	283.00
800-899	262.50-286.00	278.92	290.00	700-799	240.00-281.00	266.11	285.00
700-799	289.00-314.00	307.30	355.00	600-699	243.00-304.00	272.19	326.00
600-699	292.50-334.00	317.71	334.00	500-599	220.00-306.00	266.94	350.00
500-599	307.50-340.00	324.88	355.00	400-499	300.00-326.00	315.00	349.00
400-499	340.00-360.00	352.92	360.00	300-399	250.00-325.00	282.50	315.00
399-	300.00-325.00	316.25	400.00				

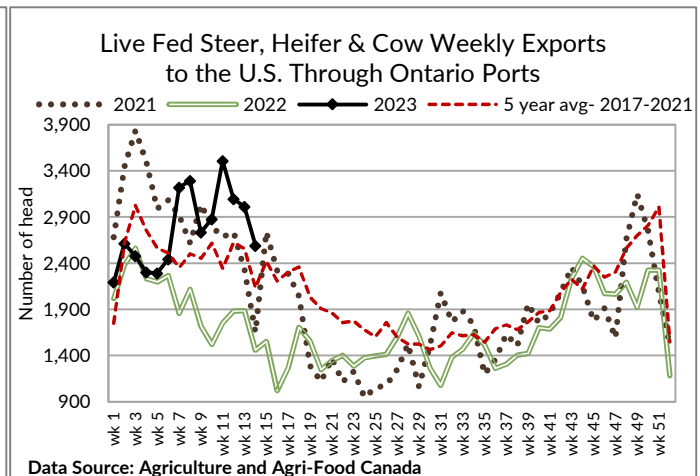
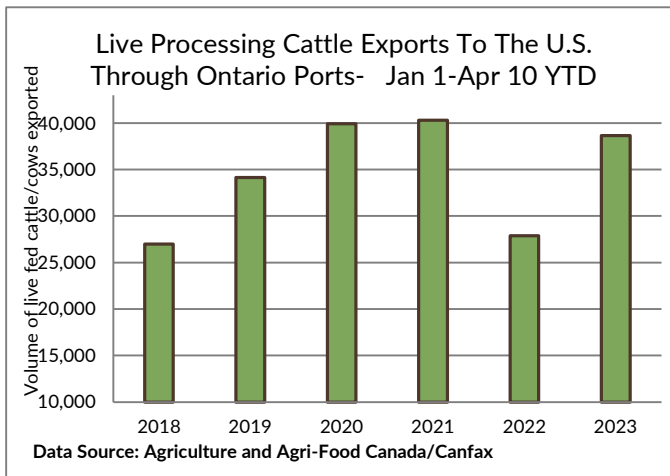
Stocker sale at Rainy River Cattlemen's Sale- Stratton: April 29, 2023- 1,281 Stockers, 120 cows, 43 bulls

Steers	Price Range	Average	Top	Heifers	Price Range	Average	Top
1000+	155.00-229.00	197.10	229.00	900+	147.99-233.49	192.90	233.49
900-999	185.00-254.00	226.39	254.00	800-899	150.00-252.99	237.69	252.99
800-899	169.99-281.99	254.30	281.99	700-799	150.00-275.00	238.30	275.00
700-799	200.00-314.99	274.19	314.99	600-699	157.49-294.50	266.48	314.99
600-699	220.00-343.99	301.10	343.99	500-599	175.00-297.99	275.49	297.99
500-599	210.00-360.99	306.49	360.99	400-499	200.00-314.00	281.00	314.00
400-499	250.00-254.99	325.70	354.99	300-399	289.99-317.49	306.19	317.49
399-	254.99-339.99	302.19	339.99				
				Bulls 1600-	140.99-275.00	187.09	314.99
Cows	112.99-187.50	142.90	187.50	Bulls 1600+	143.99-165.99	158.80	165.99

All classes of cattle sold on a good demand at strong prices!

WEEKLY LIVE CATTLE EXPORTS-ONTARIO

	Week ending Apr 15, 2023	Week ending Apr 8, 2023	Year to Date
Total live slaughter cattle exported through Ontario ports to the U.S.	2,410	2,659	42,298
Steers & Heifers & Cows	2,323	2,590	40,973
Bulls	87	69	1,325

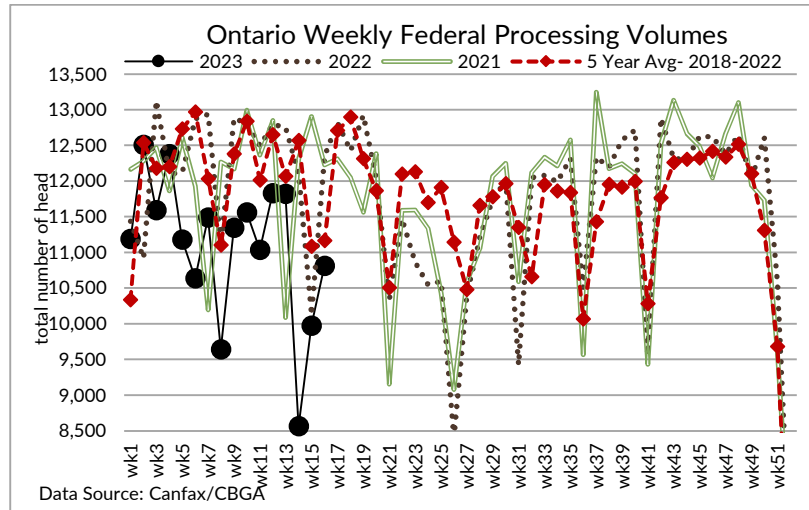


CANADIAN- FEDERALLY INSPECTED PROCESSING-Canfax/CBGA

	Week Ending April 22, 2023	# of hd change from week ago	YTD	% Change (Week Ago)	% Change (Year Ago)
Grand Total	61,109	+2,700	986,427	+5%	-2%
Western Processing	48,766	+1,751	785,703	+4%	-1%
Eastern Processing	12,343	+949	200,724	+8%	-7%

ONTARIO- FEDERALLY INSPECTED PROCESSING-Canfax/CBGA

	Week Ending April 22, 2023	# of hd change from week ago	YTD	% Change (Week Ago)	% Change (Year Ago)
Grand Total	10,812	+840	175,535	+8.4%	-10%



AVERAGE CARCASS WEIGHTS – CANADA-Canfax/CBGA

	Steers	Heifers
Apr 22, 2023	895	838
Apr 15, 2023	907	845
Apr 23, 2022	927	854

AVERAGE CARCASS WEIGHTS – ONTARIO-Canfax/CBGA

	Steers	Heifers
Apr 22, 2023	965	834
Apr 15, 2023	970	861
Apr 23, 2022	968	856

USDA ESTIMATED CATTLE PROCESSING VOLUME

	Week Ending	Previous Week	Year Ago
	April 29, 2023		
Grand Total	620,000	622,000	647,000

U.S. BOXED BEEF CUT-OUT VALUES (U.S. FUNDS)

	Choice 600-900	Select 600-900
Cutout Values (noon estimate):	310.06	288.86
Change (from yesterday's close):	-1.38	+0.52
Current Five Day Average:	309.30	288.34

U.S. TRADE (U.S. FUNDS)

The U.S. cash cattle trade was easier last week with trade in the south from \$171.00-\$173.00 live, mostly \$172.00-\$173.00 down \$1.00-\$2.00 cwt. In the north live trade was down \$3.00-\$4.00 from \$174.00-\$183.00 with dressed trade from \$275.00-\$285.00, mainly \$283.00-\$285.00. Overall average prices for the week reported by the USDA Mandatory Price Report saw live steers averaging \$177.15 down \$1.42 cwt with heifers averaging \$177.38 down \$0.73. On the rail steers averaged \$284.05 down \$3.37 while heifers averaged \$284.17 down \$3.07.

Today the market was quiet as both sides took inventory and new show lists were distributed. This week's offering is reported as lighter than last week in volume overall. Asking prices in the south are starting around \$176.00 plus live while the north remains undefined at this time.

Choice and Select Steers and Heifers:	Live	N/T
	Rail	N/T

CHICAGO MERCANTILE EXCHANGE

Closing quotes on futures *today* were as follows:

Live Cattle

Jun	164.87	-0.60
Aug	162.65	-1.12
Oct	167.00	-0.62
Dec	171.22	-0.55
Feb	175.15	-0.40
Apr	178.27	-0.42

Feeder Cattle

May	209.70	-1.27
Aug	230.10	-0.62
Sep	233.07	-0.72
Oct	234.65	-0.87
Nov	234.95	-1.12
Jan	233.02	-0.95

Corn

May	6.394	+3.4
Jul	5.844	-0.4
Sep	5.236	-5.0
Dec	5.252	-2.4
Mar	5.352	-3.0
May	5.416	-3.2

Soybeans

May	14.546	+10.4
Jul	14.274	+8.2
Aug	13.704	+8.4
Sep	12.950	+10.2
Nov	12.750	+11.4
Jan	12.842	+12.4

Soft Red Winter Wheat

May	6.036	-16.0
Jul	6.182	-15.4
Sep	6.300	-15.0
Dec	6.476	-14.6
Mar	6.604	-13.6
May	6.670	-12.2

Canadian \$

Spot	73.83	-0.03
Jun	73.91	-0.03
Sep	74.04	-0.04
Dec	74.15	-0.03
Mar	74.23	-0.04
Jun	74.26	-0.04

Beef Farmers of Ontario | Phone: 519.824.0334 | Fax: 519.824.9101 | Email: markets@ontariobeef.com