



DAILY MARKET INFORMATION REPORT – THURSDAY May 4, 2023

ONTARIO DIRECT TO PACKER RAILGRADE CATTLE TRADE

Prices are on a carcass weight basis before grade and weight discounts:
 Prices reported for Wednesday April 26, 2023

A Grade Steers 375.00- Delivery in one to three weeks depending on the purchasing packer
A Grade Heifers 374.00- Delivery in one to three weeks depending on the purchasing packer

ONTARIO LIVE CATTLE TRADE

Today at Ontario Livestock Exchange: 185 fed cattle, 350 cows, 425 stockers

	Price Range	Top
Good Fed Steers	225.00-229.75	231.25
Good Fed Heifers	223.00-228.00	
Holstein Steers	178.00-190.00	194.00
Good Cows	111.00-138.00	168.00
Stocker Steers 700 lb +	235.00-282.50	
Lightweight Steers	260.00-367.50	490.00
Stocker Heifers 700 lb +	230.00-265.00	
Lightweight Heifers	237.00-290.00	

Fed cows sold on a good demand at higher price. Fed steers and heifers continued to sell firm at strong prices. Holstein steers continued to sell high. Stockers continue to sell strong with light weight grass cattle selling higher. Special Vaccinated Stocker Sales every Wednesday @ 1:00 pm.

Today at Ontario Stockyards Inc: 750 Stockers- sale in progress. Final results will be posted on Friday's report.

Steers	Price Range	Average	Top	Heifers	Price Range	Average	Top
800-899	235.00-303.00	273.23	304.00	800-899	215.00-244.00	230.93	246.00
700-799	275.00-308.00	289.60	315.00	700-799	202.50-278.00	247.05	278.00
600-699	301.00-357.00	335.59	362.00	600-699	225.00-275.00	257.69	275.00
500-599	232.50-380.00	335.67	380.00	500-599	175.00-327.00	253.93	327.00
400-499	245.00-381.00	342.55	385.00	400-499	245.00-308.00	287.41	317.00
399-	190.00-300.00	232.89	300.00	300-399	180.00-330.00	289.21	330.00

Vaccinated stockers are trading on a stronger market. Non-vaccinated calves are trading steady. May 16th @ 11:00 am- Special Spring Stocker Sale!

Today at Brussels Livestock: 190 veal, 25 Bobs

	Price Range	Top
Good Holstein Veal	189.00-205.00	
Slightly Heavy Holstein Veal	180.00-205.00	
Heavy Holstein 800 lb +	145.00-180.00	
Medium Holstein Veal	165.00-185.00	
Plain Holsteins	160.00-175.00	

Veal sold actively at easier prices. Bob calves sold from \$180.00-\$455.00 per head Stocker Sales every Fri @ 10:00 am.

Today at Grey Bruce Livestock Co-operative- Wiarton: 366 Stockers

Steers	Price Range	Heifers	Price Range
900-1050	259.00-271.00	700-800	269.00-287.00
800-900	276.00-283.00	600-700	250.00-297.00
700-800	302.00-335.00	500-600	273.00-302.00
600-700	319.00-369.00		Guaranteed Open Heifers
500-600	354.00-401.00	500-800	244.00-294.00

Top quality grass cattle including Charolais Cross, Red Angus, Black Angus and Simmental, sold at prices higher than one year ago and on par with the current market trend!

At Aylmer Stockyards Inc.: **May 3, 2023 – 49 veal, 147 Cows, 53 fed cattle, 45 Stockers**

	Price Range	Average	Top
Fed Heifers, Large & Medium Frame 1000 lb +	138.99-226.50	207.10	226.50
Fed Heifers, dairy & dairy cross 1000+ lbs	105.00-180.00	154.00	180.00
Cows	69.99-146.99	115.99	146.99
Veal 600+ lbs	141.99-232.50	177.29	232.50

139 replacement calves sold between \$110.00 - \$770.00 for an average of \$435.61 per head. *Special stocker sales the last Wednesday of each month @ 12:30 pm!*

Ontario auction sales on **Wednesday** saw weighted prices for:

	Volume	Price Range	Average	Top
Fed Steers, Large & Medium Frame 1250 lb +	38	207.26-225.73	217.71	232.00
Fed Heifers, Large & Medium Frame 1000 lb +	54	191.57-224.25	213.84	228.50
Fed Heifers, Dairy & Dairy Cross 1000+ lb	42	112.93-173.17	149.14	180.00
Cows	565	86.25-137.33	113.12	164.00
Bulls under 1600 lb	8	125.75-158.75	140.68	180.00
Bulls over 1600 lb	14	137.79-170.86	157.13	173.00
Veal calves 600 lb plus	57	148.62-217.18	175.83	232.50
Veal calves under 125 lb	159	352.00-700.00	454.37	760.00

To check out individual auction market results on the BFO website go to <http://www.ontariobeef.com/markets/marketreports.aspx>

ONTARIO STOCKER & FEEDER TRADE

Stocker sale at Ontario Livestock Exchange: **May 3, 2023: 776 Stockers**

Steers	Price Range	Average	Top	Heifers	Price Range	Average	Top
1000+	260.00-283.00	274.55	283.00	900+	227.50-260.00	248.22	260.00
900-999	275.00-288.50	283.34	288.50	800-899	230.00-259.00	245.00	259.00
800-899	270.00-290.00	283.18	290.00	700-799	230.00-247.50	245.56	247.50
700-799	300.00-302.50	301.56	302.50				

Feeder cattle sold actively at stronger prices.

ONTARIO STOCKER & FEEDER TRADE SPECIAL SPRING SALES

Stocker sale at Kawartha Lakes Community Sales Barn: **May 3, 2023: 511 Stockers**

Steers	Price Range	Average	Top	Heifers	Price Range	Average	Top
800-899	272.50-300.00	285.63	300.00	700-799	210.00-282.00	262.76	282.00
700-799	267.00-344.50	304.60	344.50	600-699	230.00-298.00	257.32	298.00
600-699	275.00-366.50	328.23	369.50	500-599	202.50-310.00	266.80	313.00
500-599	310.00-396.00	340.57	396.00	400-499	230.00-322.00	254.15	322.00
400-499	300.00-377.50	328.31	377.50	300-399	207.50-265.00	242.62	265.00
	195.00-325.00	281.60	325.00				

Peterborough Cattlemen's & Victoria Beef Farmers Special Spring Stocker Sale- Good quality, vaccinated stockers sold actively at strong prices. *May 17th @11:00 am- Kawartha Lakes Special Stocker Sale!*

U.S. BOXED BEEF CUT-OUT VALUES (U.S. FUNDS)

	Choice 600-900	Select 600-900
Cutout Values (noon estimate):	309.22	288.85
Change (from yesterday's close):	+0.13	+1.73
Current Five Day Average:	310.17	288.84

ALBERTA DIRECT TRADE

Alberta direct trade was reported as moderate in volume yesterday with sales noted from \$385.00-\$387.00 cwt delivered on a dressed basis, up \$3.00-\$5.00 from last week's trade. Canfax reports: "Competition on the cash market has been good with both major packers buying cattle. With the recent run up in fed cattle prices producers are indicting cash prices at a premium compared to the contracts they are delivering."

Steers	Live FOB	N/T	Rail - Del	385.00-387.00
Heifers	Live FOB	N/T	Rail - Del	385.00

U.S. TRADE (U.S. FUNDS)

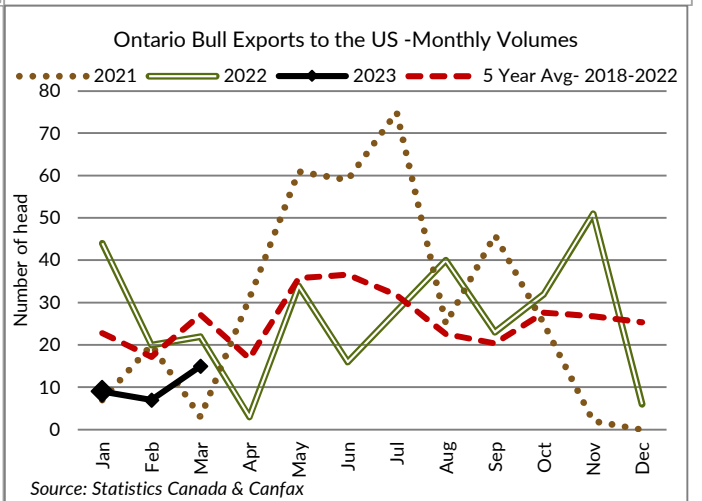
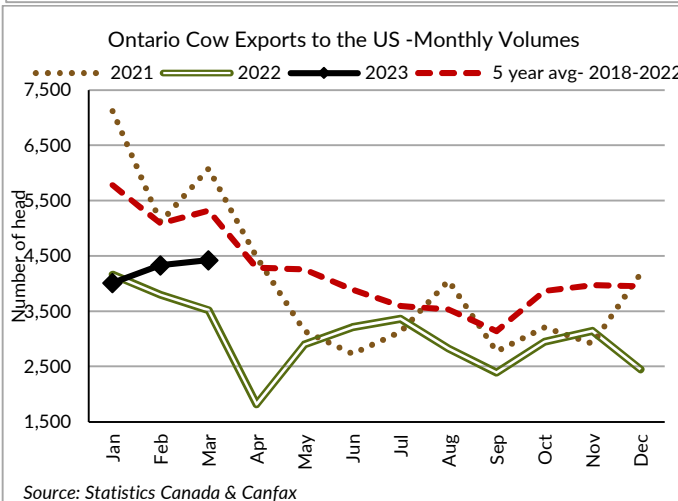
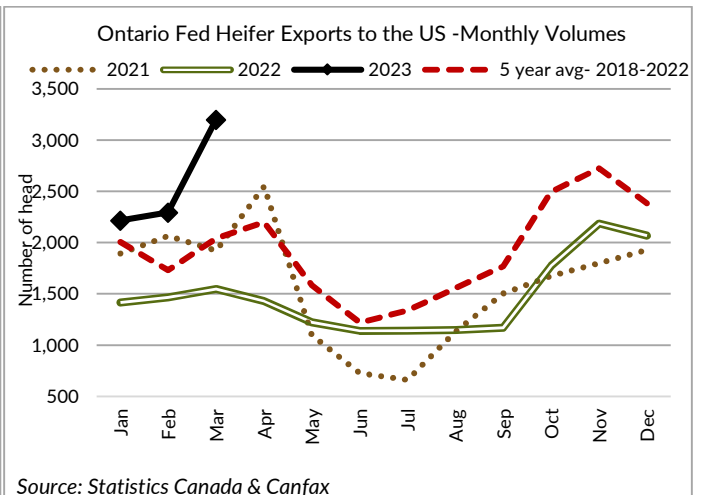
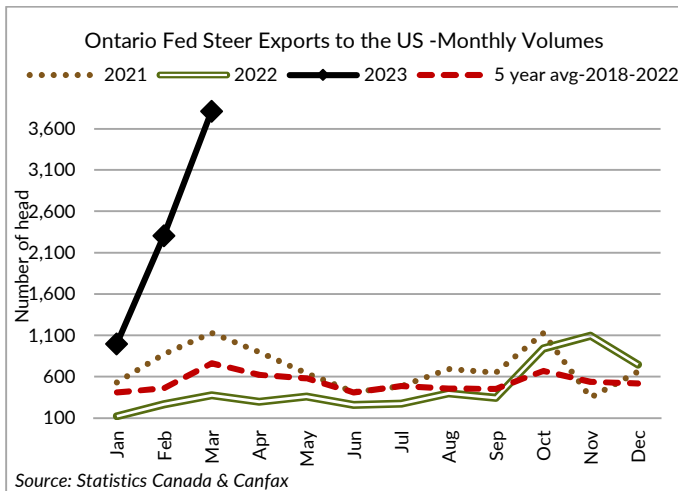
The U.S. cash cattle trade was quiet today following light to moderate trade on both Tuesday and Wednesday this week. Business in the south ranged from \$170.00-\$172.00 live, mainly \$172.00 down \$1.00-\$2.00 cwt from last week's southern trade. Business in the north ranged from \$176.00-\$181.00 live, mainly \$176.00 down \$2.00-\$3.00 cwt and \$280.00-\$281.00 dressed down \$2.00-\$4.00 cwt from last week's northern trade. At time of reporting the market is quiet and it appears that the bulk of trade is completed other than a few clean up deals. Asking prices on the few remaining cattle are sitting at \$175.00 cwt live in the south and \$284.00 dressed in the north.

Choice and Select Steers and Heifers:

Live	171.00-181.00
Rail	280.00-287.00

MONTHLY LIVE CATTLE EXPORTS TO THE U.S. FROM ONTARIO (Canfax/Stats Canada)

	March 2023	YTD	% change from 2022
Steers	3,815	7,123	+832%
Heifers	3,200	7,710	+74%
Cows	4,425	12,773	+11%
Bulls	15	31	-64%
Feeders	0	421	-79%
Total	11,455	28,058	



CHICAGO MERCANTILE EXCHANGE

Closing quotes on futures *today* were as follows:

Live Cattle

Jun	161.57	-0.07
Aug	159.42	-0.12
Oct	163.85	-0.15
Dec	168.55	+0.02
Feb	172.55	+0.10
Apr	175.80	+0.15

Feeder Cattle

May	203.65	+0.22
Aug	223.15	-0.37
Sep	226.67	-0.07
Oct	228.62	+0.10
Nov	229.22	+0.25
Jan	227.50	+0.50

Corn

May	6.464	+1.2
Jul	5.890	+0.4
Sep	5.294	-2.2
Dec	5.284	-2.0
Mar	5.382	-2.2
May	5.442	-2.2

Soybeans

May	14.484	+0.4
Jul	14.176	+0.2
Aug	13.584	-3.2
Sep	12.876	-5.0
Nov	12.684	-3.6
Jan	12.782	-4.0

Soft Red Winter Wheat

May	6.314	+5.2
Jul	6.450	+5.2
Sep	6.566	+6.0
Dec	6.736	+7.0
Mar	6.846	+6.6
May	6.902	+6.0

Canadian \$

Spot	73.86	+0.30
Jun	73.93	+0.29
Sep	74.06	+0.29
Dec	74.14	+0.27
Mar	74.19	+0.25
Jun	74.16	+0.21

Beef Farmers of Ontario | Phone: 519.824.0334 | Fax: 519.824.9101 | Email: markets@ontariobeef.com