



DAILY MARKET INFORMATION REPORT – FRIDAY MAY 19, 2023

ONTARIO DIRECT TO PACKER RAILGRADE CATTLE TRADE

Prices are on a carcass weight basis before grade and weight discounts:

A Grade Steers No new trade or bids reported for today.

A Grade Heifers No new trade or bids reported for today.

The Ontario railgrade market has been trading sideways for five consecutive weeks, including this week, at \$375.00 dressed for steers and \$374.00 cwt for heifers. Volumes were light and delivery of the cattle sold was reported for the week of May 29th. This week's prices are averaging \$71.50 above year ago prices.

ONTARIO LIVE CATTLE TRADE

Today at Brussels Livestock: 975 Stockers- sale in progress- Final results will be available on Monday's report.

Steers	Price Range	Average	Top	Heifers	Price Range	Average	Top
1000+	225.00-267.50	253.22	267.50	900+	262.00-251.00	238.853	253.00
900-999	248.00-181.00	271.80	281.00	800-899	217.00-266.00	239.89	266.00
800-899	284.00-299.00	293.47	300.00	700-799	253.00-294.00	276.00	294.00
700-799	283.00-338.00	312.69	338.00	600-699	220.00-295.00	253.18	308.00
600-699	275.00-339.00	315.40	339.00	500-599	260.00-322.00	294.96	340.00
500-599	315.00-372.50	349.68	372.50	400-499	250.00-315.00	294.25	315.00
400-499	307.50-397.00	351.40	397.00				

Calves are selling at prices \$5.00-\$10.00 cwt higher. Yearlings were just starting to trade at time of reporting.

Ontario auction sales on Thursday saw weighted prices for:

	Volume	Price Range	Average	Top
Large & Medium Frame Fed Steers +1250 lb	36	200.00-229.00	218.73	229.00
Large & Medium Frame Fed Heifers +1000 lb	23	206.00-227.50	216.92	227.50
Fed Steers, Dairy & Dairy Cross +1250 lb	4	187.00-195.00	192.25	195.00
Cows	317	106.76-138.68	122.41	191.00
Bulls under 1600 lb	15	122.80-159.73	143.03	188.00
Bulls over 1600 lb	16	141.44-166.06	155.80	170.00
Veal 600 lb and over	118	153.88-186.32	170.63	257.00

To check out individual auction market results on the BFO website go to <http://www.ontariobeef.com/markets/marketreports.aspx>

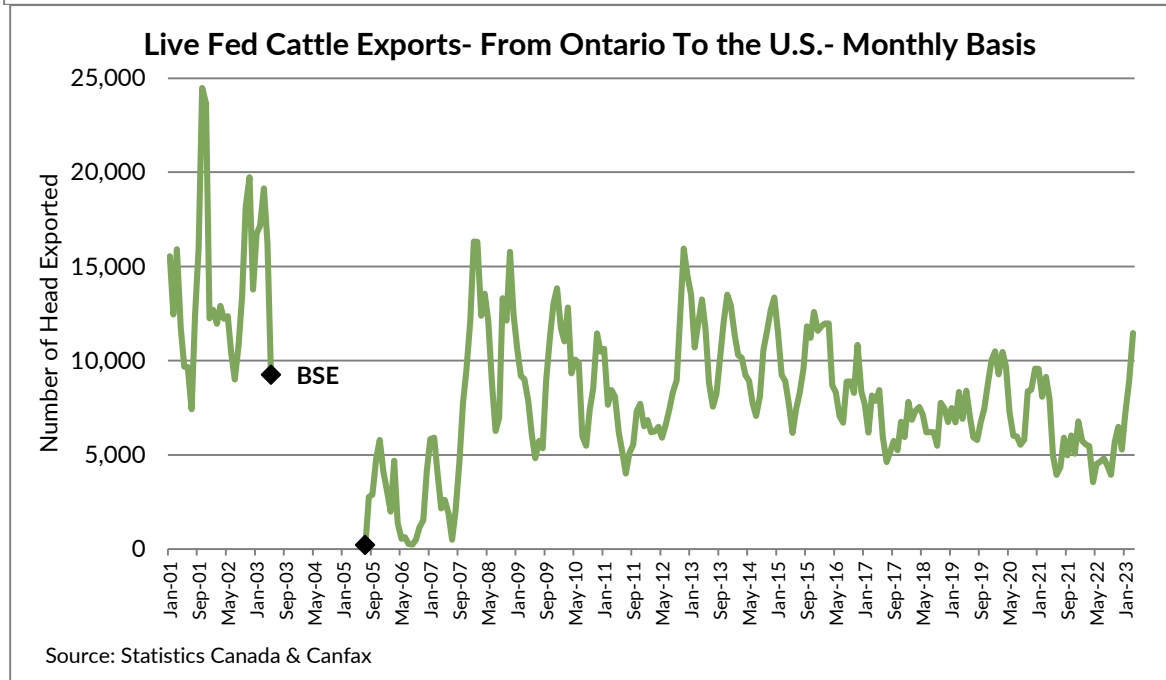
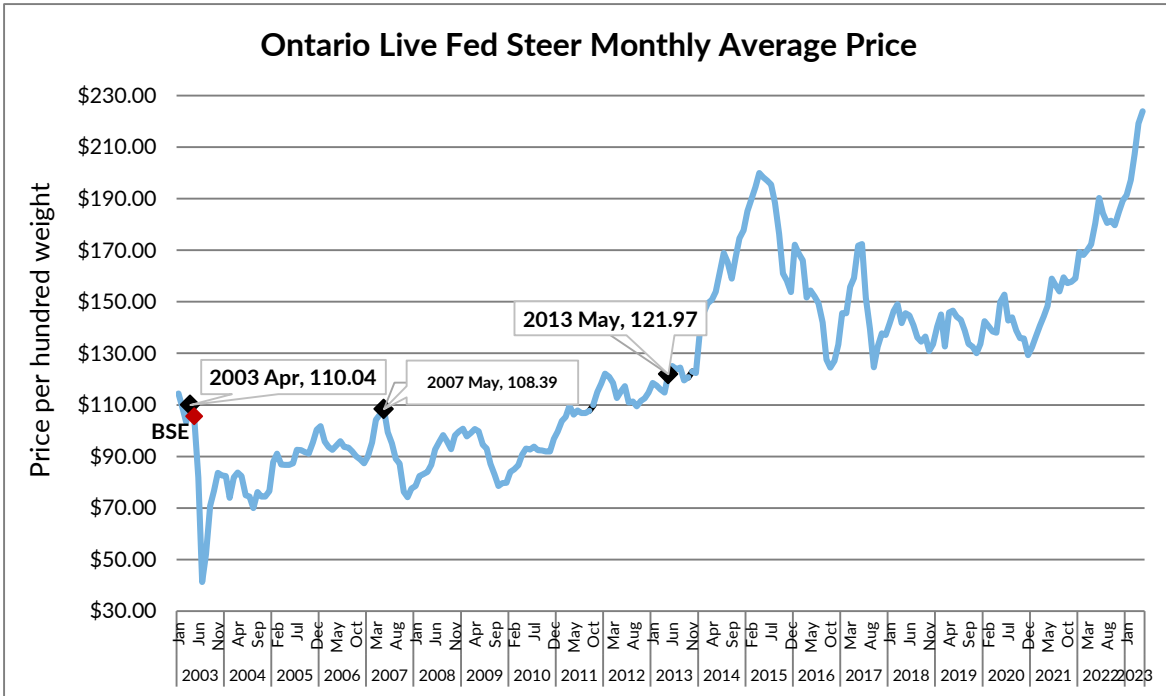
ONTARIO STOCKER & FEEDER TRADE

Stocker sale at Ontario Livestock Exchange: May 18, 2023: 220 Stockers

Steers	Price Range	Average	Top	Heifers	Price Range	Average	Top
1000+	212.50-252.00	245.31	252.00	900+	195.00-220.00	211.76	239.00
900-999	172.50-200.00	185.56	210.00	800-899	200.00-227.50	215.83	227.50
800-899	190.00-245.00	208.85	250.00	700-799	137.50-227.50	189.25	257.50
700-799	215.00-272.50	234.46	272.50	600-699	200.00-230.00	219.17	230.00
600-699	195.00-270.00	218.75	330.00	500-599	260.00-300.00	285.83	300.00
500-599	190.00-320.00	263.04	365.00	400-499	245.00-307.50	288.00	307.50
400-499	230.00-330.00	283.00	390.00				
399-	222.50-385.00	279.00	385.00				

Stockers continue to sell at high prices.

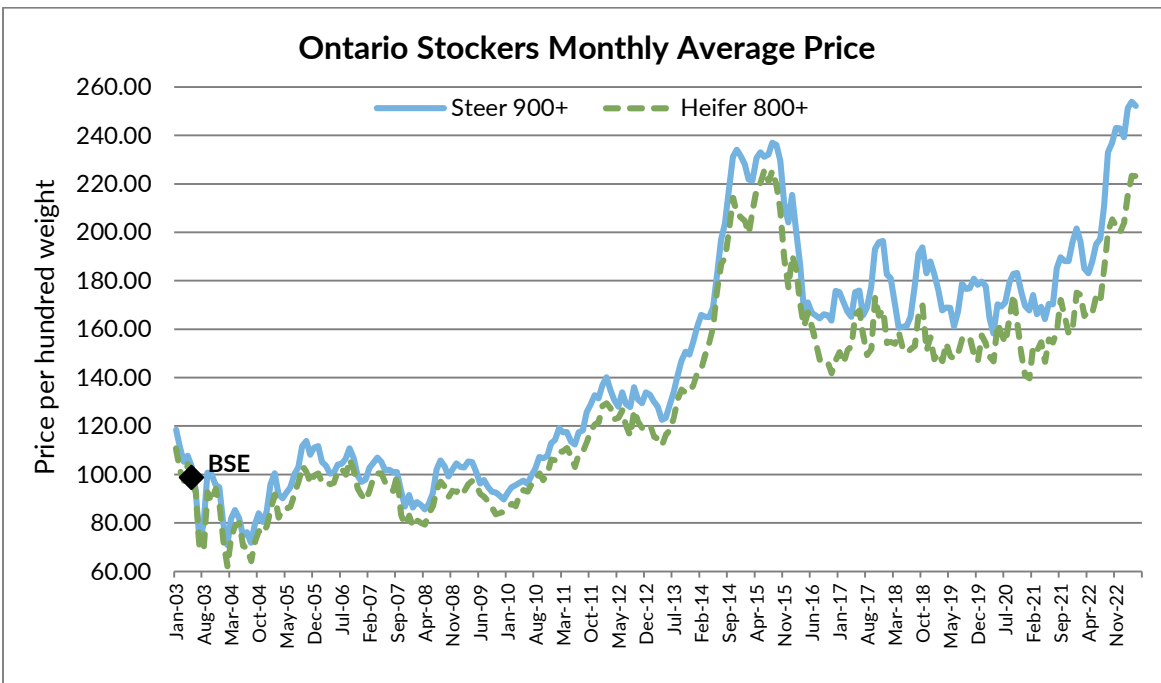
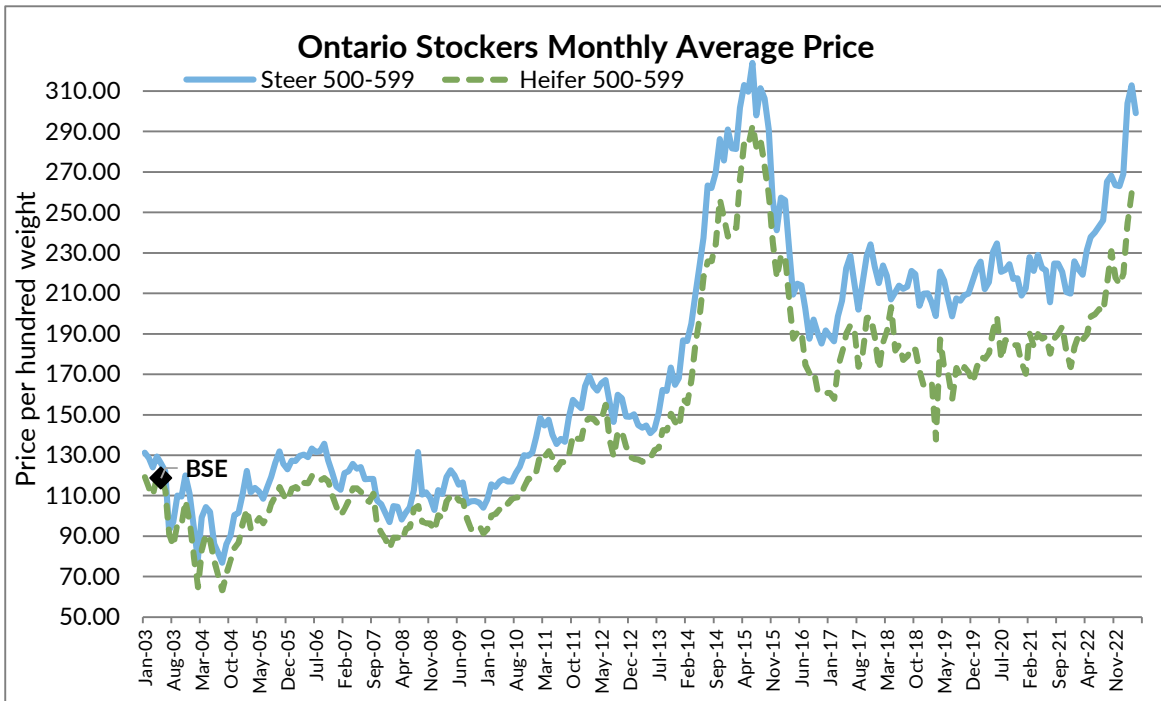
May 21, 2023- 20th Anniversary of BSE



Source: Statistics Canada & Canfax

U.S. BOXED BEEF CUT-OUT VALUES (U.S. FUNDS)

	Choice 600-900	Select 600-900
Cutout Values (noon estimate):	301.19	282.67
Change (from yesterday's close):	+2.88	+0.94
Current Five Day Average:	300.50	284.05



ALBERTA DIRECT TRADE

Alberta direct trade saw another good strong week of trade with prices reported by Canfax on Wednesday from \$393.00-\$395.00 cwt delivered on a dressed basis up \$5.00-\$7.00 with delivery in one to three weeks. Thursday saw a light test from \$395.00-\$398.00 up another \$3.00 cwt from Wednesday. Most of this week's trade is reported at \$395.00 delivered.

Steers	Live FOB	234.25	Rail - FOB	390.50-396.50
Heifers	Live FOB	N/T	Rail - FOB	391.50-393.50

QUEBEC ELECTRONIC AUCTION MARKET (F.O.B. THE FEEDLOT)

For the week ending May 18, 2023	Price	Change from Last Week
	375.25-376.00	+2.52

U.S. TRADE (U.S. FUNDS)

The U.S. cash cattle trade saw a light trade yesterday at \$170.00 live in the south which is steady to last week's southern trade. Dressed deals in the north were steady at \$280.00 with most northern trade on a live basis from \$176.00-\$178.00 which is steady to \$2.00 cwt higher. This morning a light trade in Nebraska is reported at \$178.00 live and \$282.00 dressed, up \$2.00 cwt from last week's northern trade. Asking prices are sitting at \$172.00 plus live in the south and \$283.00 plus dressed in the north.

Choice and Select Steers and Heifers:	Live	168.00-182.00
	Rail	275.00-282.00

CHICAGO MERCANTILE EXCHANGE

Closing quotes on futures **today** were as follows:

Live Cattle			Feeder Cattle			Corn		
Jun	165.72	+0.20	May	206.27	+0.17	Jul	5.544	-0.6
Aug	164.30	+0.67	Aug	235.10	+0.60	Sep	4.944	-1.0
Oct	168.45	+0.70	Sep	237.95	+0.72	Dec	4.996	-1.0
Dec	172.27	+0.65	Oct	239.45	+0.67	Mar	5.100	-1.2
Feb	176.32	+0.60	Nov	239.37	+0.70	May	5.156	-1.4
Apr	179.12	+0.50	Jan	237.20	+0.77	Jul	5.184	-1.6
Soybeans			Soft Red Winter Wheat			Canadian \$		
Jul	13.072	-26.0	Jul	6.050	-6.6	Spot	74.03	+0.01
Aug	12.480	-21.4	Sep	6.170	-7.4	Jun	74.07	+0.01
Sep	11.862	-17.4	Dec	6.354	-7.0	Sep	74.21	+0.02
Nov	11.754	-11.4	Mar	6.506	-6.6	Dec	74.30	+0.03
Jan	11.856	-11.4	May	6.592	-6.0	Mar	74.36	+0.04
Mar	11.890	-11.4	Jul	6.612	-4.0	Jun	74.34	+0.04

Beef Farmers of Ontario | Phone: 519.824.0334 | Fax: 519.824.9101 | Email: markets@ontariobeef.com

May 27	Cancelled	Denfield Livestock Exchange	
May 31	12:00 pm	Aylmer Stockyards Inc	Special Stocker Sale
May 31	1:00 pm	Vankleek Hill Livestock Exchange	Special Stocker Sale
May 31	7:00 pm	Cargill Auction Market	Special Stocker Sale