



DAILY MARKET INFORMATION REPORT – FRIDAY MAY 26, 2023

ONTARIO DIRECT TO PACKER RAILGRADE CATTLE TRADE

Prices are on a carcass weight basis before grade and weight discounts:

A Grade Steers No new trade or bids reported for today.

A Grade Heifers No new trade or bids reported for today.

The Ontario railgrade market saw a \$5.00 cwt increase this week with very limited trade reported, with sales at \$380.00 cwt dressed for steers with heifers at \$379.00. Friday of the long weekend and the Monday were extremely quiet with no bids or trade reported. By Tuesday a few sales started to surface with delivery for the week of June 5th.

Feedlots are reported as very current, and that along with the Alberta market hitting \$400.00 cwt has sellers just sitting back waiting for higher prices. US packer interest continues to support the Ontario market.

ONTARIO LIVE CATTLE TRADE

Today at Brussels Livestock: **1,125 Stockers- sale in progress- Final results will be available on Monday's report.**

Steers	Price Range	Average	Top	Heifers	Price Range	Average	Top
1000+	225.00-256.00	244.81	272.00	900+	219.75-247.50	237.90	268.75
900-999	223.50-270.00	248.97	276.00	800-899	265.00-293.25	281.78	293.25
800-899	233.00-290.00	262.09	315.00	700-799	252.50-308.00	285.35	308.00
700-799	280.00-321.00	296.47	321.00	600-699	267.00-301.00	281.61	301.00
600-699	277.00-359.00	321.16	359.00	500-599	267.50-328.00	304.55	328.00
500-599	344.00-410.00	377.98	410.00	400-499	279.00-341.00	322.65	341.00
400-499	3265.00-397.00	324.14	397.00	300-399	230.00-263.00	253.80	263.00
399-	315.00-431.00	370.43	431.00				

Calves and yearlings are selling on a very active trade at higher prices!

Ontario auction sales on **Thursday** saw weighted prices for:

	Volume	Price Range	Average	Top
Large & Medium Frame Fed Steers +1250 lb	42	199.10-233.24	220.41	236.00
Large & Medium Frame Fed Heifers +1000 lb	52	215.00-233.50	226.22	233.50
Fed Steers, Dairy & Dairy Cross +1250 lb	30	177.00-194.00	186.56	198.00
Cows	484	112.80-148.10	126.02	193.00
Bulls under 1600 lb	10	142.80-176.40	160.44	200.00
Bulls over 1600 lb	11	137.64-175.73	161.27	179.00
Veal 600 lb and over	144	155.92-182.54	171.56	270.00

To check out individual auction market results on the BFO website go to <http://www.ontariobeef.com/markets/marketreports.aspx>

ONTARIO STOCKER & FEEDER TRADE

Stocker sale at Ontario Livestock Exchange: **May 25, 2023: 504 Stockers**

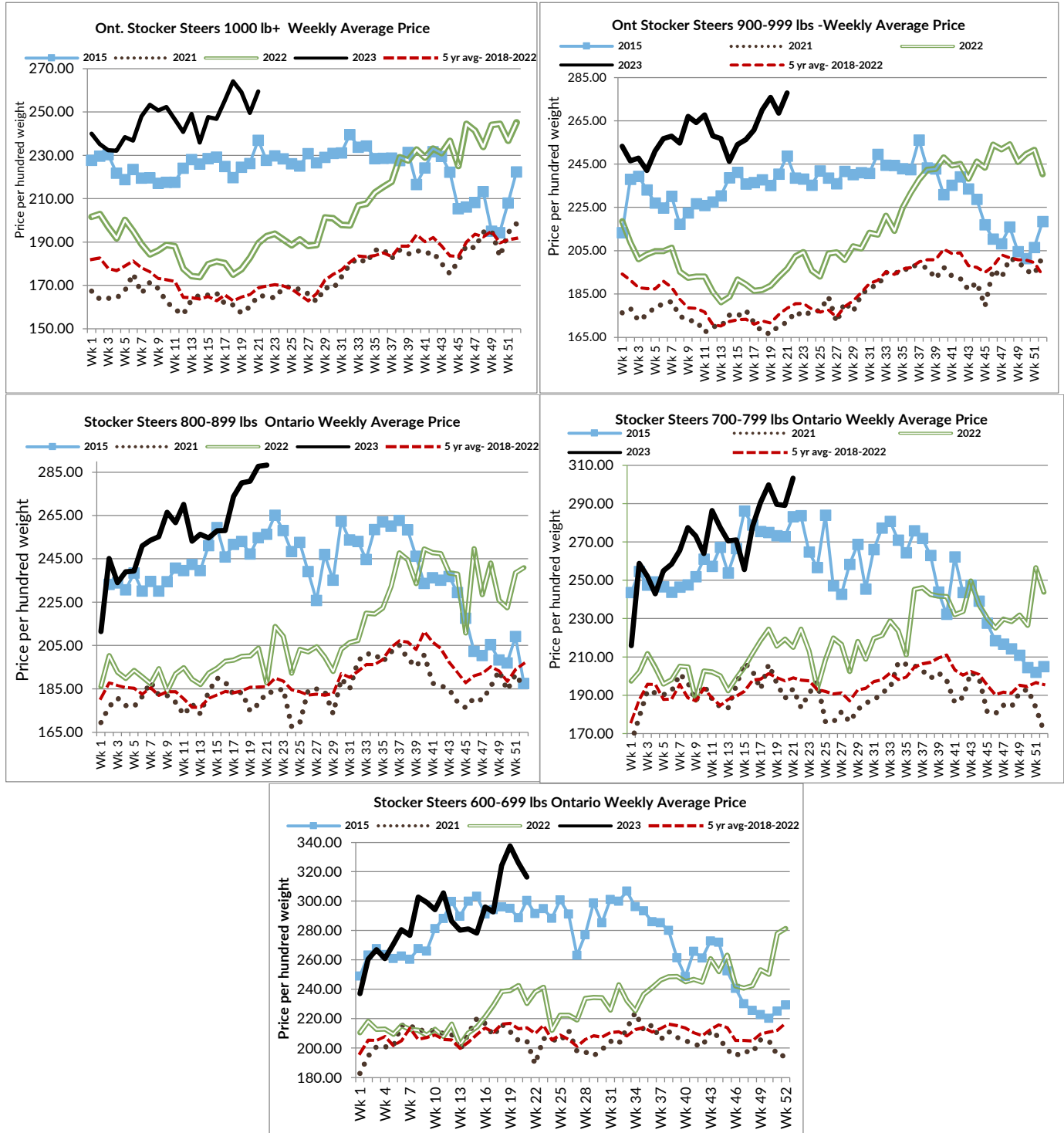
Steers	Price Range	Average	Top	Heifers	Price Range	Average	Top
1000+	205.00-227.50	218.72	227.50	900+	215.00-227.00	218.90	230.00
900-999	225.00-265.00	249.00	265.00	800-899	215.00-237.00	228.11	245.00
800-899	220.00-272.50	239.78	287.50	700-799	190.00-295.00	237.75	295.00
700-799	230.00-312.00	271.31	312.00	600-699	220.00-310.00	263.80	310.00
600-699	250.00-352.50	300.00	352.50	500-599	215.00-317.50	269.00	335.00
500-599	245.00-355.00	300.76	355.00	400-499	190.00-290.00	258.67	357.50
400-499	230.00-365.00	304.81	390.00	300-399	230.00-330.00	276.88	330.00
399-	250.00-325.00	290.45	385.00	299-	210.00-375.00	251.43	375.00

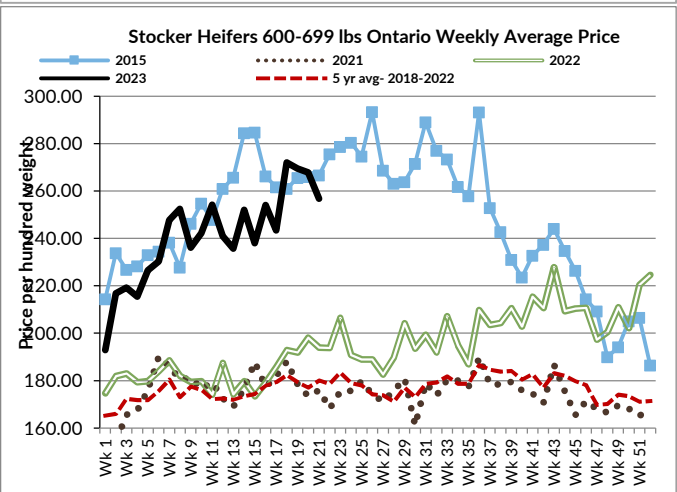
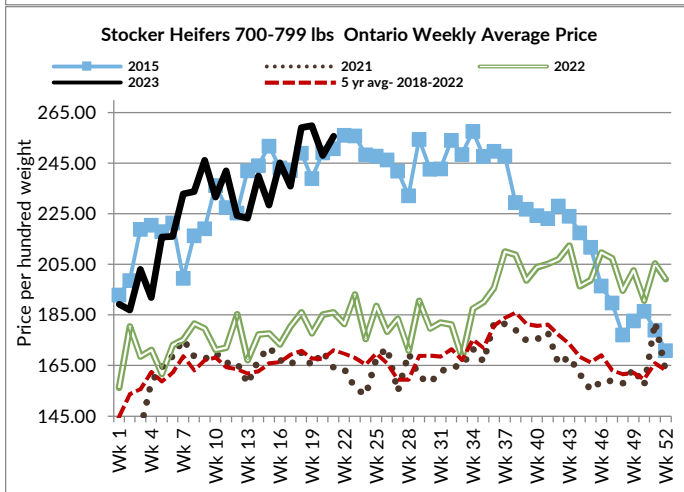
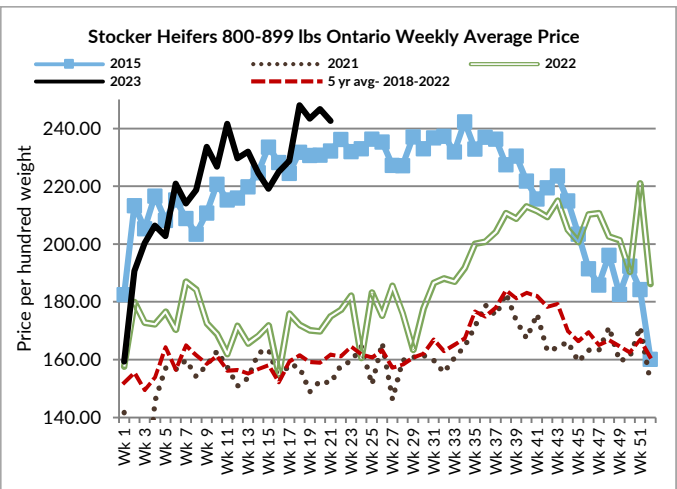
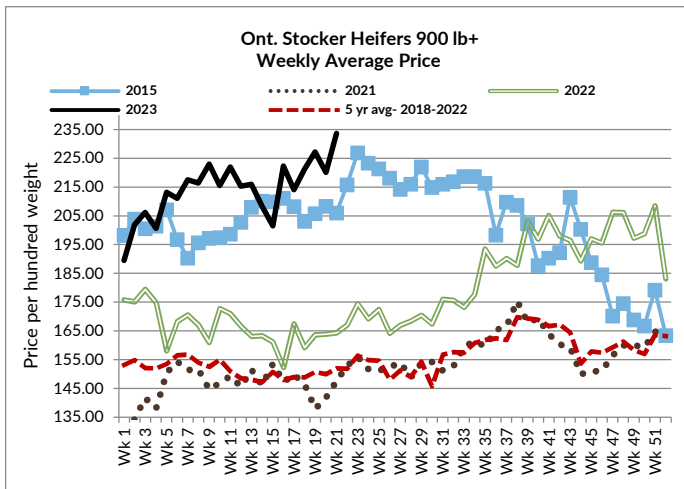
Stockers continue to sell strong at firm prices.

Stocker sale at Ontario Stockyards Inc: **May 25, 2023: 950 Stockers**

Steers	Price Range	Average	Top	Heifers	Price Range	Average	Top
1000+	185.00-252.50	204.44	265.00	900+	152.00-235.00	198.71	235.00
900-999	195.00-271.00	246.77	271.00	800-899	195.00-271.00	242.29	271.00
800-899	259.00-302.50	289.93	302.50	700-799	242.50-267.00	253.72	277.50
700-799	257.50-324.00	292.59	336.50	600-699	232.50-298.00	268.17	312.00
600-699	262.50-355.00	315.82	365.00	500-599	225.00-339.00	286.65	354.00
500-599	295.00-422.00	360.22	422.00	400-499	210.00-334.00	291.40	353.00
400-499	270.00-380.00	306.82	417.50	300-399	180.00-265.00	223.75	305.00
399-	300.00-415.00	367.33	415.00				

Stockers sold fully steady to last week's stronger market, with quality considered.





U.S. BOXED BEEF CUT-OUT VALUES (U.S. FUNDS)

	Choice	Select
	600-900	600-900
Cutout Values (noon estimate):	303.89	284.75
Change (from yesterday's close):	+3.95	+0.21
Current Five Day Average:	300.80	283.40

ALBERTA DIRECT TRADE

Alberta direct trade this week continued to trend higher with prices from \$397.00-\$400.00 cwt, up \$2.00-\$5.00 from last week's market. Canfax reports: "Cattle that traded were being scheduled anywhere from immediate delivery to the second half of June delivery. Fed cattle prices have been higher in 22 out of the past 23 weeks. Western Canadian packers have been running reduced hours to match tighter fed cattle numbers."

Steers	Live FOB	N/T	Rail - FOB	395.50-398.50
Heifers	Live FOB	N/T	Rail - FOB	395.50-398.50

QUEBEC ELECTRONIC AUCTION MARKET (F.O.B. THE FEEDLOT)

	Price	Change from Last Week
For the week ending May 25, 2023	378.00-378.75	+2.80

U.S. TRADE (U.S. FUNDS)

The U.S. cash cattle trade * this week was fairly quiet until Wednesday when light to moderate developed. Business in the south ranged from \$168.00-\$174.00 live, mainly \$171.00 which is steady to \$1.00 higher. In the north live trade ranged from \$180.00-\$185.00, mostly \$180.00-\$183.00 up \$2.00-\$5.00 cwt with dressed deals ranging from \$280.00-\$287.00 cwt, mostly \$285.00-\$286.00 up \$4.00-\$5.00 cwt. Thursday a couple of deals were steady to Wednesday's trade. Today the market is quiet and it appears the bulk of trade is completed ahead of the long weekend in the U.S. Some clean up trade could surface but the market is established.

Choice and Select Steers and Heifers:

Live	168.00-185.00
Rail	280.00-287.00

CHICAGO MERCANTILE EXCHANGE

Closing quotes on futures **today** were as follows:

Live Cattle			Feeder Cattle			Corn		
Jun	167.35	+0.05	Aug	233.92	-0.77	Jul	6.040	+13.2
Aug	165.17	+0.40	Sep	237.10	-0.97	Sep	5.290	+18.4
Oct	169.60	+0.57	Oct	239.02	-1.02	Dec	5.344	+18.4
Dec	173.22	+0.37	Nov	239.15	-1.12	Mar	5.432	+17.6
Feb	177.25	+0.37	Jan	237.75	-0.92	May	5.480	+16.6
Apr	180.52	+0.55	Mar	238.52	-0.77	Jul	5.484	+15.4
Soybeans			Soft Red Winter Wheat			Canadian \$		
Jul	13.372	+13.2	Jul	6.160	+11.6	Spot	73.44	+0.12
Aug	12.610	+11.2	Sep	6.294	+12.2	Jun	73.63	+0.12
Sep	11.984	+14.6	Dec	6.474	+11.4	Sep	73.63	+0.12
Nov	11.894	+17.2	Mar	6.612	+10.4	Dec	73.74	+0.12
Jan	11.990	+16.4	May	6.684	+11.0	Mar	73.81	+0.12
Mar	12.000	+15.0	Jul	6.730	+11.6	Jun	73.81	+0.13

Beef Farmers of Ontario | Phone: 519.824.0334 | Fax: 519.824.9101 | Email: markets@ontariobeef.com

ONTARIO STOCKER & FEEDER TRADE SPECIAL SALES

May 27	Cancelled	Denfield Livestock Exchange
May 31	12:00 pm	Aylmer Stockyards Inc
May 31	1:00 pm	Vankleek Hill Livestock Exchange
May 31	7:00 pm	Cargill Auction Market
Jun 1	11:00 am	Ontario Stockyards Inc

	Special Stocker Sale
	Special Stocker Sale
	Special Stocker Sale
	Special Stocker Sale