



DAILY MARKET INFORMATION REPORT – FRIDAY JUNE 9, 2023

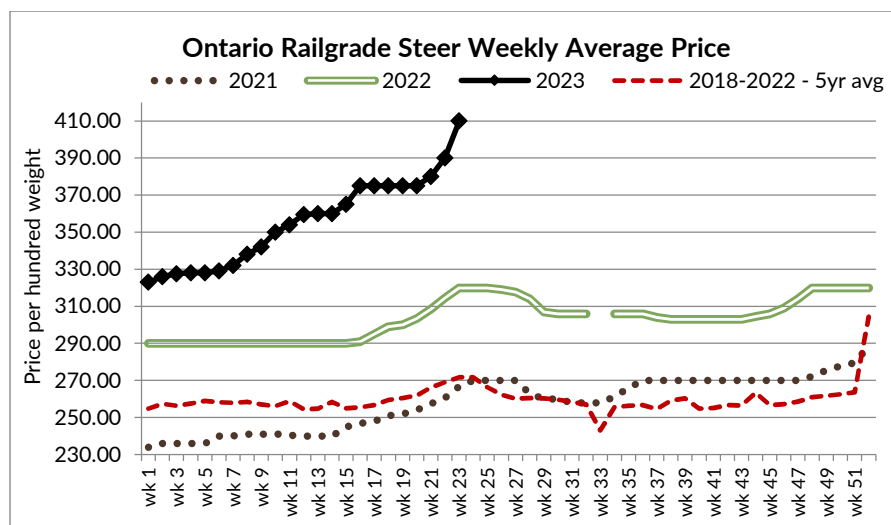
ONTARIO DIRECT TO PACKER RAILGRADE CATTLE TRADE

Prices are on a carcass weight basis before grade and weight discounts:

A Grade Steers Today - 415.00 with delivery reported for the weeks of June 12th to 19th.

A Grade Heifers Today - 414.00 with delivery reported for the weeks of June 12th to 19th.

The Ontario railgrade market continued to trend higher. Prices the previous Friday saw steers selling at \$400.00 cwt with heifers at the \$399.00 price with delivery scheduled for the week of June 5th. By Monday, bids had increased to \$405.00 for steers and \$404.00 cwt for heifers with delivery for the week of June 12th. Light trade developed at this level but sellers were resisting. By Wednesday prices increased another \$5.00 cwt to \$410.00 dressed for steers and \$409.00 for heifers with delivery the week of June 12th. Thursday saw another increase with steers at \$415.00 dressed and heifers at \$414.00 with delivery still being scheduled for the week of June 12th.



ONTARIO LIVE CATTLE TRADE

Today at Brussels Livestock: **1,050 Stockers** - Final results will be available on Monday's report.

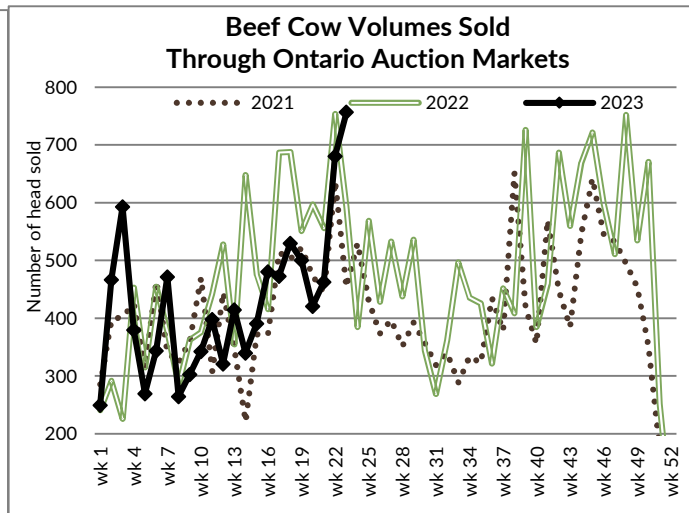
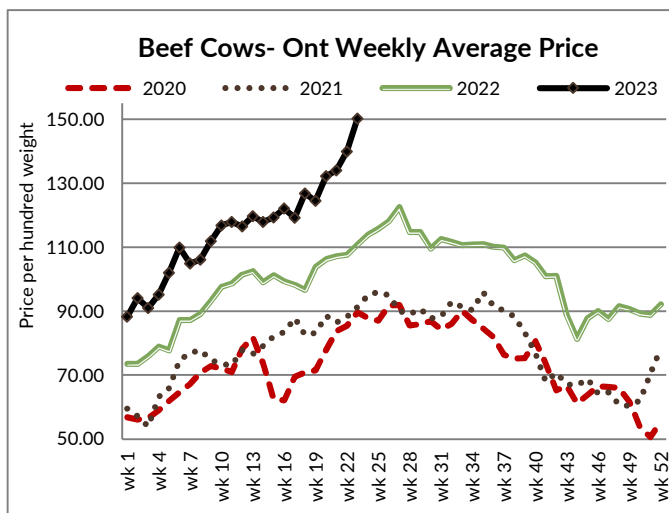
Steers	Price Range	Average	Top	Heifers	Price Range	Average	Top
1000+	271.00-305.00	290.91	305.00	900+	247.50-266.50	260.01	283.00
900-999	296.50-311.25	305.25	321.00	800-899	278.50-302.75	289.72	306.00
800-899	305.50-326.75	317.32	345.00	700-799	286.00-313.00	298.65	317.00
700-799	316.00-351.00	336.88	351.00	600-699	258.00-315.00	292.88	315.00
600-699	339.00-396.00	369.58	405.00	500-599	247.50-330.00	295.75	330.00
500-599	365.00-424.00	409.71	424.00	400-499	175.00-292.50	249.42	371.00
400-499	72.00-397.50	198.95	407.50				

Calves and yearlings are selling on a strong active trade at stronger prices.

Ontario auction sales on **Thursday** saw weighted prices for:

	Volume	Price Range	Average	Top
Large & Medium Frame Fed Steers +1250 lb	79	200.00-258.50	245.70	265.00
Large & Medium Frame Fed Heifers +1000 lb	47	223.64-248.11	235.72	250.00
Fed Steers, Dairy & Dairy Cross +1250 lb	39	181.00-196.00	190.09	218.00
Fed Heifers, Dairy & Dairy Cross +1000 lb	11	163.73-190.09	178.43	202.00
Cows	447	108.62-149.87	128.26	205.00
Bulls under 1600 lb	9	151.23-207.67	187.56	222.00
Bulls over 1600 lb	14	168.00-190.86	180.89	204.00
Veal 600 lb and over	123	172.9-198.46	188.28	248.00

To check out individual auction market results on the BFO website go to <http://www.ontariobeef.com/markets/marketreports.aspx>



ONTARIO STOCKER & FEEDER TRADE

Stocker sale at Ontario Livestock Exchange: **June 8, 2023: 303 Stockers**

Steers	Price Range	Average	Top	Heifers	Price Range	Average	Top
1000+	217.50-237.50	229.15	267.50	900+	212.50-238.00	233.70	238.00
900-999	150.00-280.00	204.50	280.00	800-899	172.50-260.00	234.19	280.00
800-899	240.00-315.00	289.29	315.00	700-799	242.50-295.00	268.69	345.00
700-799	240.00-330.00	288.28	350.00	600-699	235.00-320.00	266.67	345.00
600-699	265.00-415.00	351.90	415.00	500-599	250.00-310.00	283.57	310.00
500-599	265.00-375.00	317.14	400.00	400-499	260.00-305.00	282.78	305.00
400-499	20.00-270.00	142.31	360.00	300-399	320.00-375.00	334.17	375.00
399-	250.00-310.00	280.88	310.00	299-	295.00-305.00	297.50	305.00

Stockers sold higher once again.

Stocker sale at Ontario Stockyards Inc: **June 8, 2023: 758 Stockers**

Steers	Price Range	Average	Top	Heifers	Price Range	Average	Top
1000+	172.00-274.00	224.09	274.00	900+	205.00-264.00	242.14	264.00
900-999	244.00-286.00	265.40	286.00	800-899	200.00-270.00	229.40	270.50
800-899	255.00-320.00	301.17	320.00	700-799	245.00-307.00	279.84	307.00
700-799	290.00-363.50	339.70	363.50	600-699	250.00-313.00	288.49	406.00
600-699	315.00-415.00	381.08	420.00	500-599	240.00-337.00	289.95	343.00
500-599	290.00-422.00	359.84	435.00	400-499	205.00-357.50	292.12	357.50
400-499	290.00-485.00	375.59	485.00	300-399	255.00-400.00	353.95	400.00
399-	250.00-515.00	322.00	515.00				

Stockers sold on a stronger market.

U.S. BOXED BEEF CUT-OUT VALUES (U.S. FUNDS)

	Choice 600-900	Select 600-900
Cutout Values (noon estimate):	330.98	306.57
Change (from yesterday's close):	+2.25	+2.47
Current Five Day Average:	319.89	298.55

ALBERTA DIRECT TRADE

Alberta direct trade was light Wednesday with sales reported by Canfax from \$408.00-\$410.00 cwt delivered on a dressed basis up \$5.00-\$8.00 from last week. Thursday saw trade occur at \$410.00-\$412.00 cwt. Canfax also notes that delivery of the cattle sold is being scheduled for immediate to four to five weeks out depending on which packer bought the cattle.

Steers	Live FOB	N/T	Rail FOB	406.50-410.50
Heifers	Live FOB	N/T	Rail FOB	Not enough sold.

QUEBEC ELECTRONIC AUCTION MARKET (F.O.B. THE FEEDLOT)

For the week ending June 8, 2023

Price
403.00-405.25

Change from Last Week
+17.13

U.S. TRADE (U.S. FUNDS)

The U.S. cash cattle trade for the week was up \$10.00 cwt on a dressed basis in the north at mainly \$300.00 cwt, while live northern trade was from \$188.00-\$192.00, up \$2.00-\$5.00 cwt. Light trade in the south ranged from \$182.00-\$188.00, mainly \$185.00-\$186.00 up around \$5.00-\$8.00 cwt. Today a light test in Kansas is noted at \$186.00 live while bids in Texas of \$185.00 are being passed. Bids in the north are noted at \$190.00 live and \$300.00 dressed but no trade has developed. It appears that the bulk of trade is completed.

Choice and Select Steers and Heifers: Live 180.00-192.00
 Rail 290.00-304.00

CHICAGO MERCANTILE EXCHANGE

Closing quotes on futures **today** were as follows:

Live Cattle

Jun	178.22	-0.55
Aug	171.85	-0.40
Oct	174.80	+0.10
Dec	177.77	+0.25
Feb	180.95	+0.10
Apr	183.55	+0.12

Feeder Cattle

Aug	239.00	+0.35
Sep	241.70	+0.22
Oct	243.50	+0.05
Nov	244.57	+0.00
Jan	243.92	-0.17
Mar	244.80	-0.15

Corn

Jul	6.042	-6.0
Sep	5.244	-4.0
Dec	5.304	-2.4
Mar	5.402	-3.0
May	5.452	-3.0
Jul	5.464	-3.0

Soybeans

Jul	13.864	-23.2
Aug	12.960	+16.6
Sep	12.180	+15.6
Nov	12.042	+15.2
Jan	12.134	+15.2
Mar	12.116	+14.6

Soft Red Winter Wheat

Jul	6.302	+4.0
Sep	6.416	+2.6
Dec	6.580	+1.6
Mar	6.720	+1.2
May	6.810	+1.2
Jul	6.862	+1.2

Canadian \$

Spot	74.90	+0.04
Jun	74.91	+0.03
Sep	75.02	+0.04
Dec	75.09	+0.04
Mar	75.14	+0.06
Jun	75.12	+0.08

Beef Farmers of Ontario | Phone: 519.824.0334 | Fax: 519.824.9101 | Email: markets@ontariobeef.com