

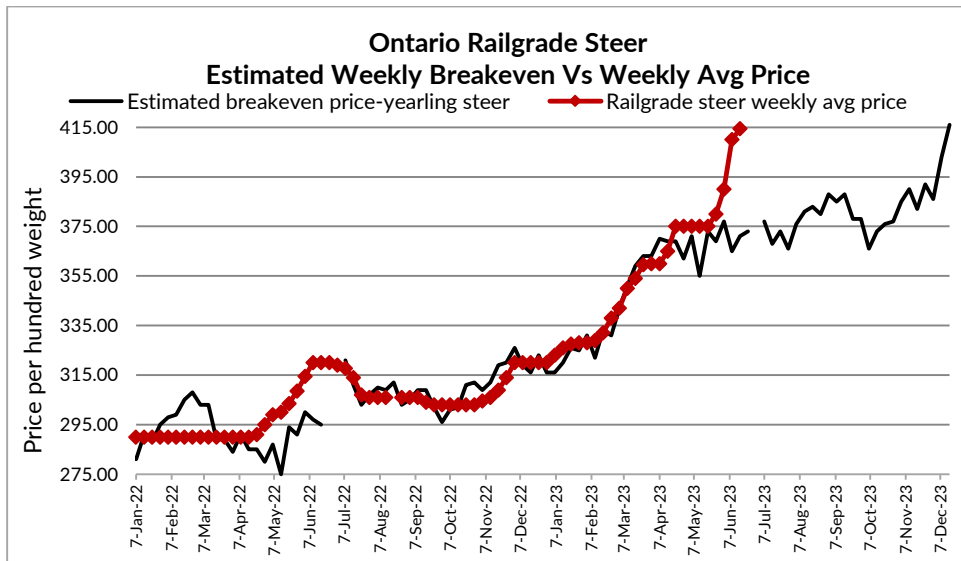


## DAILY MARKET INFORMATION REPORT – FRIDAY JUNE 15, 2023

### ONTARIO DIRECT TO PACKER RAILGRADE CATTLE TRADE

Prices are on a carcass weight basis before grade and weight discounts:

**A Grade Steers** 410.00 – Delivery the week of June 26<sup>th</sup>  
**A Grade Heifers** 409.00 – Delivery the week of June 26<sup>th</sup>



The information provided on this report is based on weighted averages for actual data collected. Input costs are a guideline only and will vary from producer to producer. BFO does not take any responsibility and accepts no legal liability arising from or connected to damages or losses experienced by producers when using this information. This is to be used at your own risk.

### ONTARIO LIVE CATTLE TRADE

Today at Brussels Livestock: **1,125 Stockers** - Final results will be available on Monday's report.

Steers	Price Range	Average	Top	Heifers	Price Range	Average	Top
1000+	230.00-297.50	269.66	297.50	900+	215.00-273.00	246.19	273.00
900-999	294.00-306.00	300.33	312.50	800-899	245.00-299.00	271.51	299.00
800-899	309.00-337.75	324.22	337.75	700-799	247.00-302.50	275.38	302.50
700-799	280.00-335.00	310.76	338.00	600-699	260.00-291.00	277.92	291.00
600-699	250.00-358.00	322.67	358.00	500-599	218.00-320.00	282.91	341.00
500-599	262.50-385.00	324.71	389.00	400-499	185.00-210.00	200.38	275.00
400-499	230.00-392.00	309.11	425.00	300-399	222.00-260.00	234.67	305.00
399-	222.00-350.00	271.36	440.00				

Calves and yearlings are selling steady to last week.

Ontario auction sales on **Thursday** saw weighted prices for:

	Volume	Price Range	Average	Top
Large & Medium Frame Fed Steers +1250 lb	64	235.85-246.98	242.56	250.50
Large & Medium Frame Fed Heifers +1000 lb	102	232.26-248.57	243.61	252.50
Fed Steers, Dairy & Dairy Cross +1250 lb	50	185.00-205.00	193.55	239.50
Fed Heifers, Dairy & Dairy Cross +1000 lb	22	176.27-198.27	185.39	209.00
Cows	520	104.55-149.82	123.00	188.00
Bulls under 1600 lb	15	146.47-180.07	165.33	200.00
Bulls over 1600 lb	15	152.00-179.67	165.23	197.00
Veal 600 lb and over	131	183.31-211.16	198.23	266.00

To check out individual auction market results on the BFO website go to <http://www.ontariobeef.com/markets/marketreports.aspx>

## ONTARIO STOCKER & FEEDER TRADE

Stocker sale at Ontario Livestock Exchange: **June 15, 2023: 504 Stockers**

Steers	Price Range	Average	Top	Heifers	Price Range	Average	Top
900-999	212.50-247.50	234.38	265.00	900+	192.50-247.50	231.07	247.50
800-899	210.00-262.50	239.41	290.00	800-899	165.00-235.00	205.79	2353
700-799	245.00-305.00	265.52	305.00	700-799	205.00-245.00	223.68	245.00
600-699	190.00-345.00	252.22	365.00	600-699	165.00-280.00	219.64	295.00
500-599	227.50-370.00	289.36	410.00	500-599	175.00-280.00	239.82	310.00
400-499	235.00-320.00	270.94	365.00	400-499	215.00-270.00	244.03	290.00
399-	210.00-370.00	275.77	450.00	300-399	140.00-210.00	184.29	310.00
				299-	100.00-490.00	280.00	490.00

Stockers sold on a good demand at steady prices.

Stocker sale at Ontario Stockyards Inc: **June 15, 2023: 614 Stockers**

Steers	Price Range	Average	Top	Heifers	Price Range	Average	Top
900-999	250.00-290.00	263.25	290.00	900+	171.00-259.00	201.10	259.00
800-899	275.00-303.00	291.17	303.00	800-899	200.00-293.00	261.75	293.00
700-799	275.00-335.00	300.77	340.00	700-799	185.00-295.50	260.14	295.50
600-699	285.00-341.00	308.85	364.00	600-699	250.00-309.00	283.28	310.00
500-599	285.00-345.00	319.83	376.00	500-599	242.50-294.00	271.43	335.00
400-499	270.00-267.50	323.71	357.50	400-499	225.00-310.00	275.44	339.00
399-	285.00-375.00	330.39	375.00	300-399	165.00-255.00	210.00	255.00

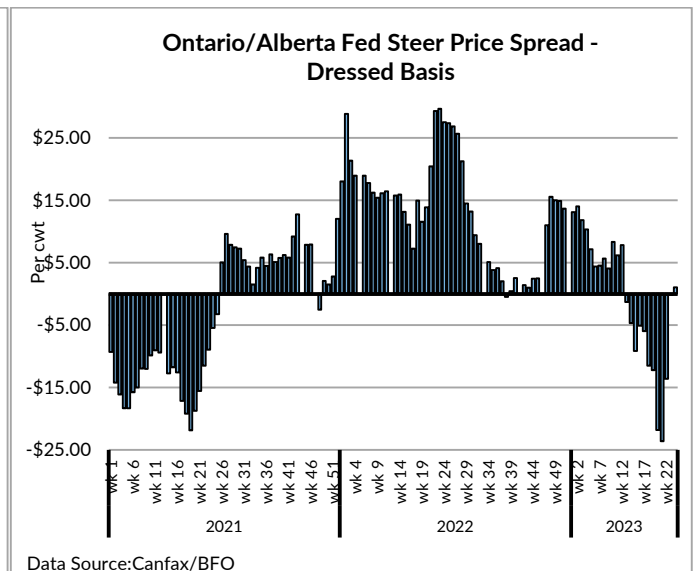
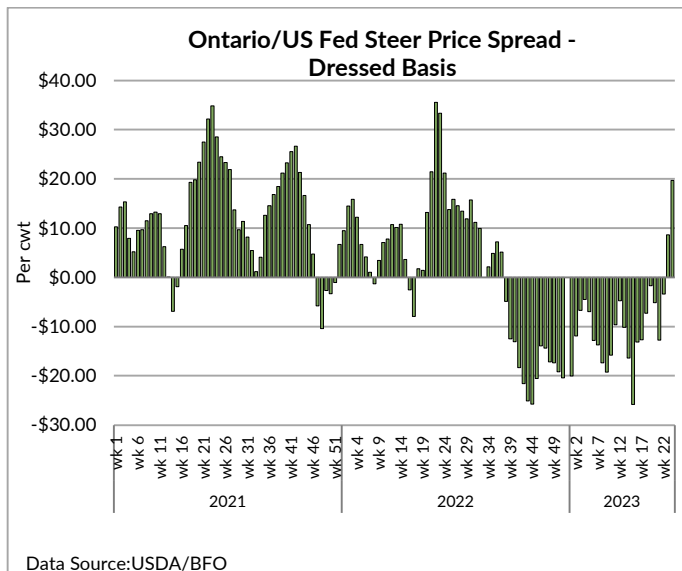
A very medium set of calves sold steady with quality considered. A larger run of dairy cross calves sold stronger.

## U.S. BOXED BEEF CUT-OUT VALUES (U.S. FUNDS)

	Choice 600-900	Select 600-900
Cutout Values (noon estimate):	341.99	309.94
Change (from yesterday's close):	-0.08	+0.36
Current Five Day Average:	337.90	308.85

## QUEBEC ELECTRONIC AUCTION MARKET (F.O.B. THE FEEDLOT)

	Price	Change from Last Week
For the week ending June 15, 2023	405.75-409.00	+3.17



## ALBERTA DIRECT TRADE

**Alberta direct trade** was light again on Thursday with sales reported at \$415.00 cwt delivered on a dressed basis, up \$3.00-\$7.00 cwt from last week reports Canfax, with a full trading range this week from \$413.00-\$415.00 cwt. Canfax notes: "The story has been the same over the past month, higher prices and new record highs. Cattle that traded this week were being scheduled anywhere from immediate delivery to mid-July delivery. Alberta fed prices are now trading at roughly a 1.00-2.00 discount against the Nebraska market. Tentatively this is of the the strongest basis level seen over the past year. With higher prices and stronger basis levels this week's cash offering has been cleaned up."

Steers	Live FOB	245.25	Rail FOB	411.50-413.50
Heifers	Live FOB	N/T	Rail FOB	411.50-413.50

## U.S. TRADE (U.S. FUNDS)

**The U.S. cash cattle trade** this week has been fairly quiet with just a light scattered trade in the north on Wednesday and Thursday with sales reported from \$185.00-\$190.00 live, mainly \$185.00-\$186.00 down \$4.00-\$5.00 cwt with dressed deals from \$295.00-\$300.00, Mainly \$295.00-\$296.00 down around \$4.00 cwt from last week's northern trade. As of today the south remains at a complete standstill as bids of \$178.00 live were passed by sellers. Today, a few deals are starting to surface in the south at \$182.00 live down \$3.00 from last week's southern trade but an improvement from earlier bids. Asking prices are sitting at \$186.00 live in the south and \$298.00-\$300.00 cwt dressed in the north. Business is expected to continue late into today.

**Choice and Select Steers and Heifers:**

Live	181.00-190.00- trade so far this week.
Rail	287.00-300.00- trade so far this week.

## CHICAGO MERCANTILE EXCHANGE

Closing quotes on futures **today** were as follows:

Live Cattle			Feeder Cattle			Corn		
Jun	178.35	+0.77	Aug	234.92	+0.80	Jul	6.402	+17.0
Aug	171.72	+0.65	Sep	238.17	+0.65	Sep	5.940	+24.0
Oct	175.35	+1.00	Oct	240.30	+0.50	Dec	5.974	+23.0
Dec	179.10	+1.12	Nov	241.30	+0.42	Mar	6.040	+21.6
Feb	182.80	+1.57	Jan	240.70	+0.70	May	6.056	+20.2
Apr	185.30	+1.55	Mar	241.00	+0.57	Jul	6.034	+18.4
Soybeans			Soft Red Winter Wheat			Canadian \$		
Jul	14.664	+38.2	Jul	6.880	+26.4	Spot	75.87	+0.18
Aug	14.074	+39.0	Sep	7.014	+28.6	Jun	75.88	+0.17
Sep	13.580	+49.0	Dec	7.146	+29.0	Sep	75.98	+0.17
Nov	13.422	+50.0	Mar	7.272	+28.2	Dec	76.06	+0.17
Jan	13.470	+48.2	May	7.340	+27.6	Mar	76.12	+0.16
Mar	13.276	+40.2	Jul	7.360	+25.4	Jun	76.12	+0.16