



## DAILY MARKET INFORMATION REPORT – FRIDAY JUNE 23, 2023

### ONTARIO DIRECT TO PACKER RAILGRADE CATTLE TRADE

Prices are on a carcass weight basis before grade and weight discounts:

<b>A Grade Steers</b>	405.00 – Delivery the week of July 10 <sup>th</sup>
<b>A Grade Heifers</b>	404.00 – Delivery the week of July 10 <sup>th</sup>

### ONTARIO LIVE CATTLE TRADE

Today at Brussels Livestock: **1,250 Stockers** - Final results will be available on Monday's report.

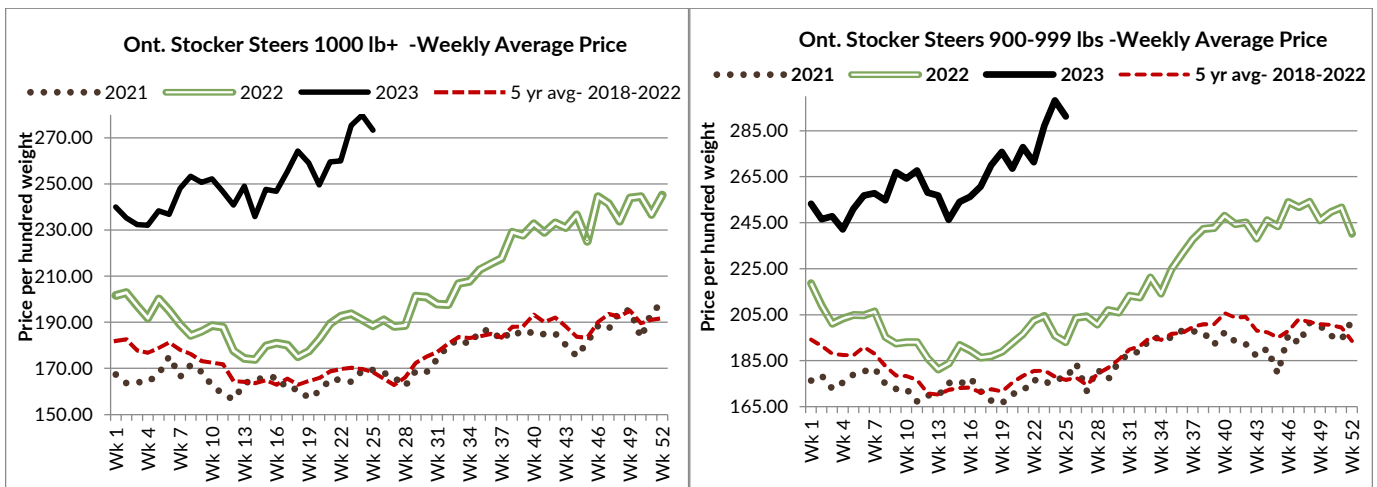
Steers	Price Range	Average	Top	Heifers	Price Range	Average	Top
1000+	255.50-282.00	267.74	282.00	900+	206.00-253.00	233.35	275.00
900-999	260.00-298.25	282.65	298.50	800-899	228.00-264.00	238.02	285.00
800-899	222.00-302.00	263.67	319.00	700-799	235.00-288.50	278.32	288.50
700-799	262.00-324.00	303.00	324.00	600-699	226.00-292.00	271.35	292.00
600-699	282.00-369.00	317.48	369.00	500-599	262.50-300.00	291.15	300.00
500-599	325.00-400.00	371.00	400.00	400-499	283.00-285.00	283.44	285.00
400-499	310.00-360.00	339.44	360.00				
399-	322.50-367.50	352.50	367.50				

Choice calves and yearlings are selling steady with all others trading barely steady.

Ontario auction sales on **Thursday** saw weighted prices for:

	Volume	Price Range	Average	Top
Large & Medium Frame Fed Steers +1250 lb	55	236.00-252.00	245.99	260.00
Large & Medium Frame Fed Heifers +1000 lb	51	201.00-250.00	235.29	261.00
Fed Steers, Dairy & Dairy Cross +1250 lb	79	178.00-194.00	186.44	204.00
Fed Heifers, Dairy & Dairy Cross +1000 lb	9	149.56-188.67	175.47	208.00
Cows	441	100.04-152.47	22.03	190.00
Bulls under 1600 lb	9	156.00-177.00	167.89	194.00
Bulls over 1600 lb	16	149.88-181.25	167.70	200.00
Veal 600 lb and over	10	172.50-197.50	183.13	197.50

To check out individual auction market results on the BFO website go to <http://www.ontariobeef.com/markets/marketreports.aspx>

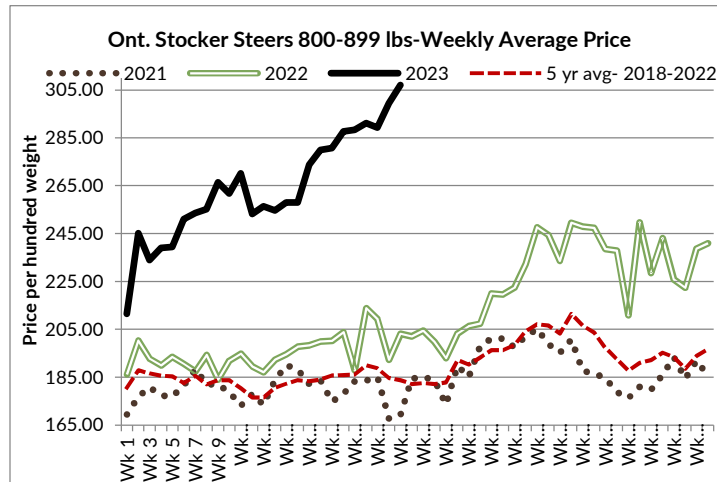


## ONTARIO STOCKER & FEEDER TRADE

Stocker sale at Ontario Livestock Exchange: **June 22, 2023: 377 Stockers**

Steers	Price Range	Average	Top	Heifers	Price Range	Average	Top
1000+	237.50-257.00	250.28	257.00	900+	180.00-250.00	209.38	275.00
900-999	250.00-275.00	264.00	275.00	800-899	190.00-235.00	222.03	260.00
800-899	230.00-270.00	253.46	310.00	700-799	155.00-260.00	227.66	260.00
700-799	235.00-330.00	286.11	330.00	600-699	180.00-305.00	252.58	305.00
600-699	160.00-305.00	233.41	337.50	500-599	210.00-245.00	229.50	305.00
500-599	255.00-410.00	301.18	410.00	400-499	200.00-330.00	286.67	330.00
400-499	245.00-350.00	303.75	350.00	300-399	200.00-320.00	293.33	320.00
399-	310.00-350.00	331.67	400.00	299-			

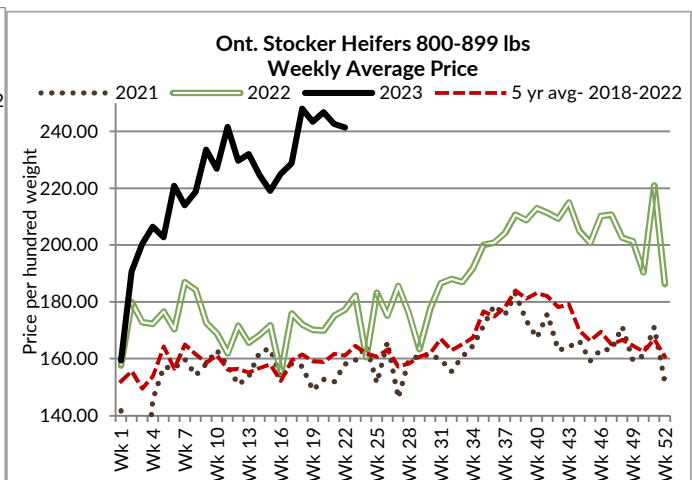
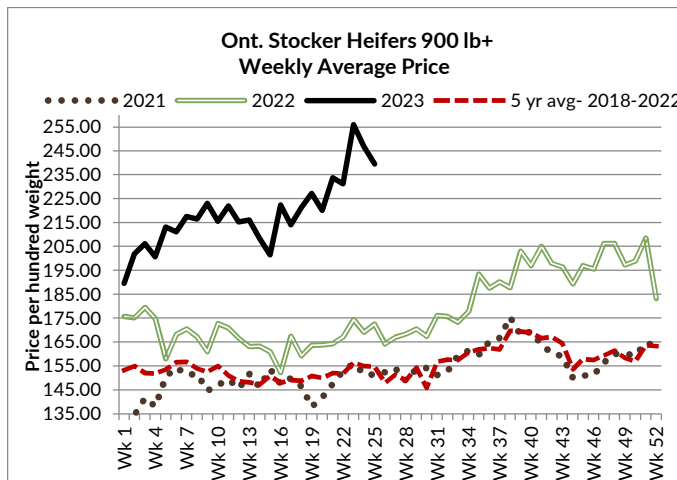
Stockers sold actively at fully steady to higher prices.



Stocker sale at Ontario Stockyards Inc: **June 22, 2023: 495 Stockers**

Steers	Price Range	Average	Top	Heifers	Price Range	Average	Top
1000+	216.00-229.00	221.50	229.00	800-899	180.00-260.00	236.43	260.00
900-999	220.00-295.00	249.81	295.00	700-799	187.50-283.00	234.64	293.00
800-899	230.00-323.00	277.00	323.00	600-699	217.50-317.50	292.95	317.50
700-799	270.00-340.00	309.45	340.00	500-599	215.00-315.00	265.59	315.00
600-699	250.00-386.00	316.53	386.00	400-499	285.00-345.00	303.48	347.50
500-599	200.00-310.00	263.70	347.50				
400-499	260.00-320.00	289.43	345.00				
399-	280.00-320.00	291.92	355.00				

Good quality cows sold fully steady. Medium quality calves sold on an easier market.



## U.S. BOXED BEEF CUT-OUT VALUES (U.S. FUNDS)

	Choice 600-900	Select 600-900
Cutout Values (noon estimate):	334.46	300.90
Change (from yesterday's close):	-0.01	-2.90
Current Five Day Average:	337.77	307.54

## QUEBEC ELECTRONIC AUCTION MARKET (F.O.B. THE FEEDLOT)

	Price	Change from Last Week
For the week ending June 15, 2023	401.50-405.50	-3.95

## ALBERTA DIRECT TRADE

**Alberta direct trade** this week was steady to \$2.00 cwt stronger with sales on Wednesday from \$414.00-\$415.00 cwt delivered on a dressed basis. Trade continued on Thursday at \$415.00. Canfax notes: "Cattle that traded were being scheduled anywhere from immediate delivery to the second half of July delivery. With steady to higher fed prices in Western Canada and lower prices in the US. Alberta fed prices are at a premium to the US market. The last time Alberta fed prices were at a premium to the US market was back in October 2021."

Steers	Live FOB	246.75	Rail FOB	409.25-413.50
Heifers	Live FOB	N/T	Rail FOB	409.25-413.50

## U.S. TRADE (U.S. FUNDS)

**The U.S. cash cattle trade** Thursday saw some light trade in the north ranged from \$185.00-\$187.50 live and \$280.00-\$292.00 cwt dressed, majority at \$290.00 dressed which is steady to Wednesday's sales, with a few clean up deals in the south noted at \$180.00 cwt which is steady to early week trade. Today the market is quiet and it appears that business for the week is completed. The Cattle On Feed report was released today noting on feed volumes down 3 percent from last year. Placements in May were up 5 percent and marketings in May were also up 2 percent over last year.

<b>Choice and Select Steers and Heifers:</b>	Live	176.00-187.50
	Rail	280.00-293.00

## CHICAGO MERCANTILE EXCHANGE

Closing quotes on futures **today** were as follows:

Live Cattle			Feeder Cattle			Corn		
Jun	177.50	-0.15	Aug	233.95	+3.27	Jul	6.306	-29.6
Aug	170.77	-0.37	Sep	237.70	+3.17	Sep	5.846	-32.2
Oct	174.50	-0.17	Oct	240.15	+2.97	Dec	5.880	-32.6
Dec	178.70	+0.02	Nov	241.17	+2.72	Mar	5.962	-31.6
Feb	182.80	+0.07	Jan	240.87	+2.55	May	5.992	-30.4
Apr	185.22	+0.05	Mar	241.20	+2.20	Jul	5.964	-29.4
Soybeans			Soft Red Winter Wheat			Canadian \$		
Jul	14.944	-6.0	Jul	7.332	-5.6	Spot	75.81	-0.25
Aug	14.050	-14.2	Sep	7.464	-6.2	Sep	75.91	-0.26
Sep	13.214	-26.2	Dec	7.616	-8.6	Dec	75.98	-0.26
Nov	13.100	-29.4	Mar	7.734	-8.6	Mar	76.04	-0.25
Jan	13.200	-28.2	May	7.760	-8.4	Jun	76.02	-0.25
Mar	13.132	-24.6	Jul	7.704	-9.6	Sep	75.96	-0.25