



## DAILY MARKET INFORMATION REPORT – FRIDAY JUNE 30, 2023

### ONTARIO DIRECT TO PACKER RAILGRADE CATTLE TRADE

Prices are on a carcass weight basis before grade and weight discounts:

<b>A Grade Steers</b>	400.00 - delivery the week of July 19th
<b>A Grade Heifers</b>	399.00-400.00 - delivery the week of July 19th

### ONTARIO LIVE CATTLE TRADE

Today at Brussels Livestock: **950 Stockers** - Final results will be available on Monday's report.

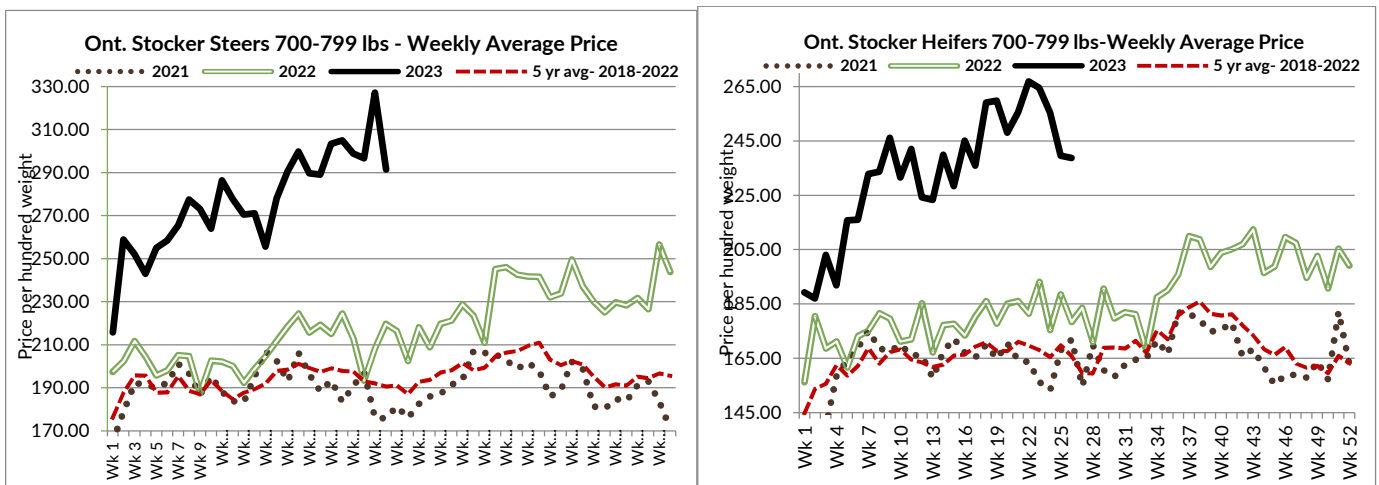
Steers	Price Range	Average	Top	Heifers	Price Range	Average	Top
1000+	252.50-282.50	268.32	282.50	900+	246.00-274.50	257.96	275.00
900-999	265.00-283.75	272.18	284.00	800-899	216.00-281.00	250.88	282.50
800-899	230.00-290.00	252.32	317.00	700-799	222.00-296.00	271.98	306.00
700-799	260.00-344.00	311.26	347.50	600-699	240.00-340.00	297.38	342.50
600-699	292.50-401.00	352.19	401.00	500-599	260.00-345.00	321.50	345.00
500-599	260.00-370.00	318.33	407.50	400-499	247.50-325.00	281.36	325.00
400-499	289.00-375.00	332.25	380.00	300-399	227.50-355.00	303.75	355.00
399-	215.00-377.50	307.86	377.50				

Stockers are selling steady to last week.

Ontario auction sales on **Thursday** saw weighted prices for:

	Volume	Price Range	Average	Top
Large & Medium Frame Fed Steers +1250 lb	79	198.00-249.00	235.61	253.00
Large & Medium Frame Fed Heifers +1000 lb	62	212.50-246.50	236.33	247.00
Fed Steers, Dairy & Dairy Cross +1250 lb	46	181.50-191.00	186.50	196.00
Fed Heifers, Dairy & Dairy Cross +1000 lb	21	154.00-181.14	167.41	188.00
Cows	452	99.80-138.99	118.40	187.00
Bulls under 1600 lb	10	145.50-157.20	154.37	177.00
Bulls over 1600 lb	16	145.00-166.00	157.69	166.00
Veal 600 lb and over	124	189.74-231.40	209.66	241.00

To check out individual auction market results on the BFO website go to <http://www.ontariobeef.com/markets/marketreports.aspx>



## ONTARIO STOCKER & FEEDER TRADE

Stocker sale at Ontario Livestock Exchange: **June 29, 2023: 355 Stockers**

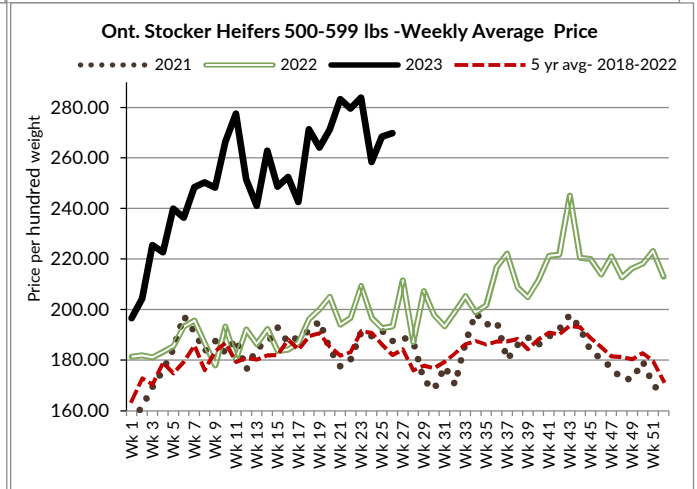
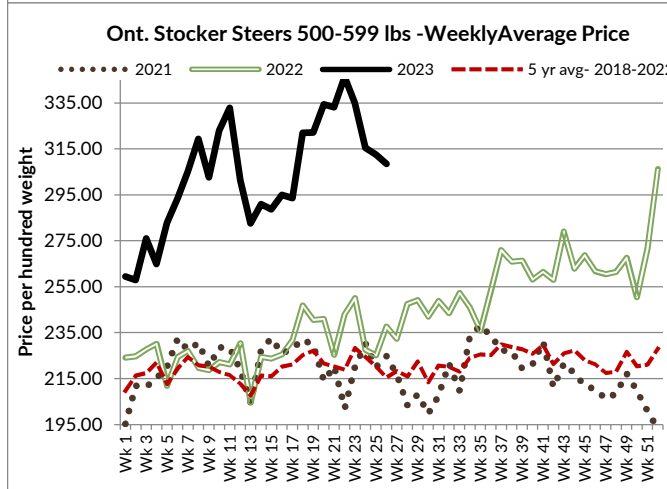
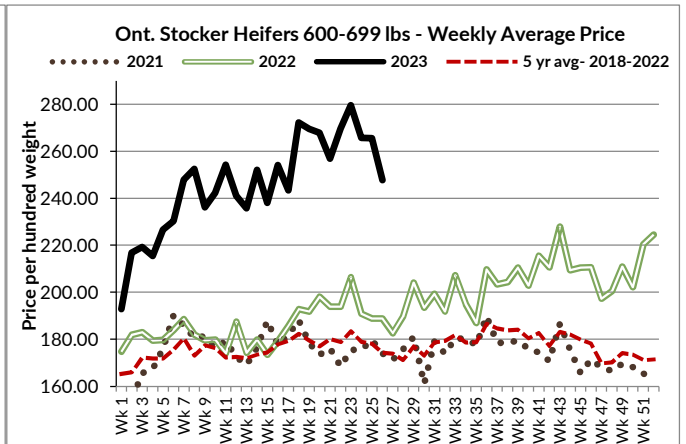
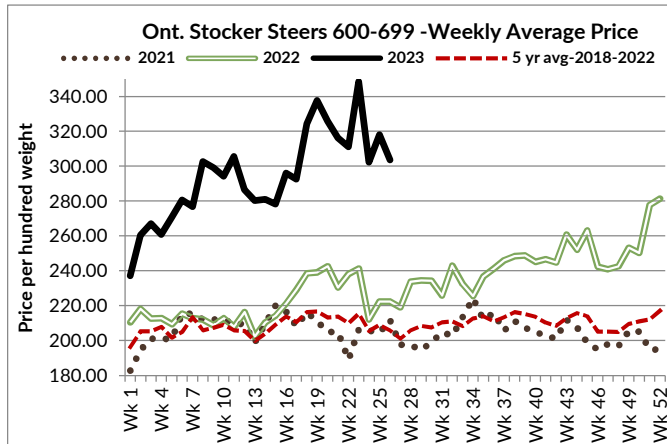
Steers	Price Range	Average	Top	Heifers	Price Range	Average	Top
800-899	265.00-306.00	297.27	306.00	900+	167.50-230.00	204.66	230.00
700-799	200.00-292.50	242.76	320.00	800-899	177.50-235.00	204.62	235.00
600-699	220.00-340.00	283.95	370.00	700-799	225.00-240.00	231.25	240.00
500-599	220.00-370.00	279.20	370.00	600-699	190.00-255.00	227.50	262.50
400-499	230.00-370.00	303.52	370.00	500-599	217.50-330.00	257.73	342.50
399-	280.00-385.00	331.00	385.00	400-499	175.00-240.00	202.14	320.00
				300-399	220.00-310.00	262.86	310.00

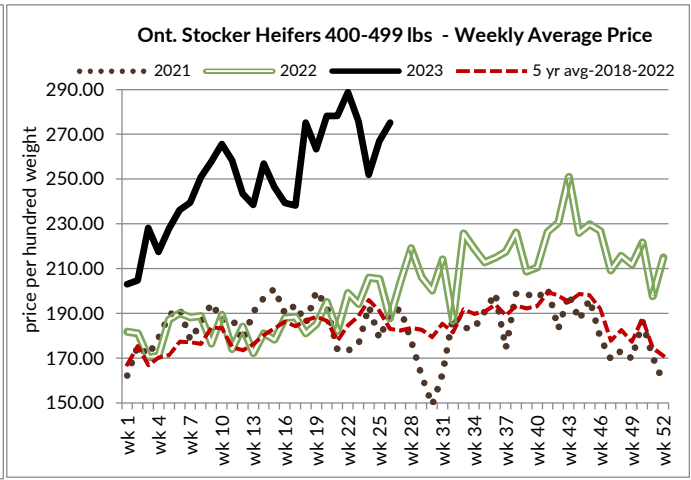
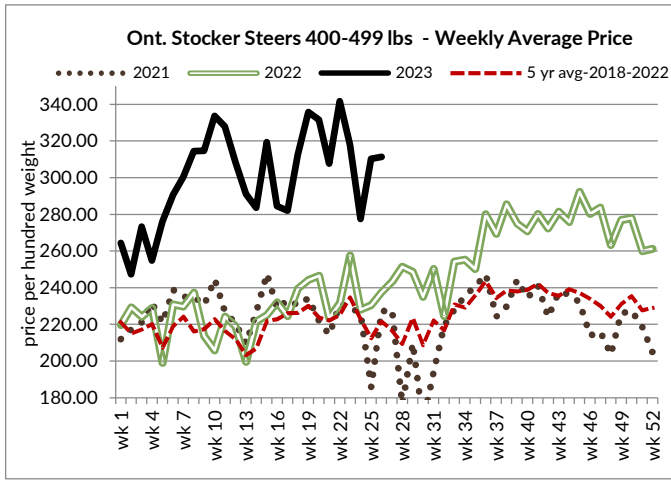
Stockers sold on a steady market.

Stocker sale at Ontario Stockyards Inc: **June 29, 2023: 505 Stockers**

Steers	Price Range	Average	Top	Heifers	Price Range	Average	Top
800-899	255.00-313.00	290.61	313.00	800-899	227.50-263.00	258.85	263.00
700-799	286.00-348.00	319.62	348.00	700-799	210.00-255.00	233.87	279.00
600-699	265.00-402.50	323.39	402.50	600-699	228.00-293.00	266.91	297.00
500-599	246.00-407.50	340.24	407.50	500-599	240.00-328.00	289.41	345.00
400-499	245.00-410.00	323.79	410.00	400-499	240.00-364.00	309.95	364.00
399-	265.00-340.00	292.38	395.00	300-399	175.00-222.50	199.69	222.50

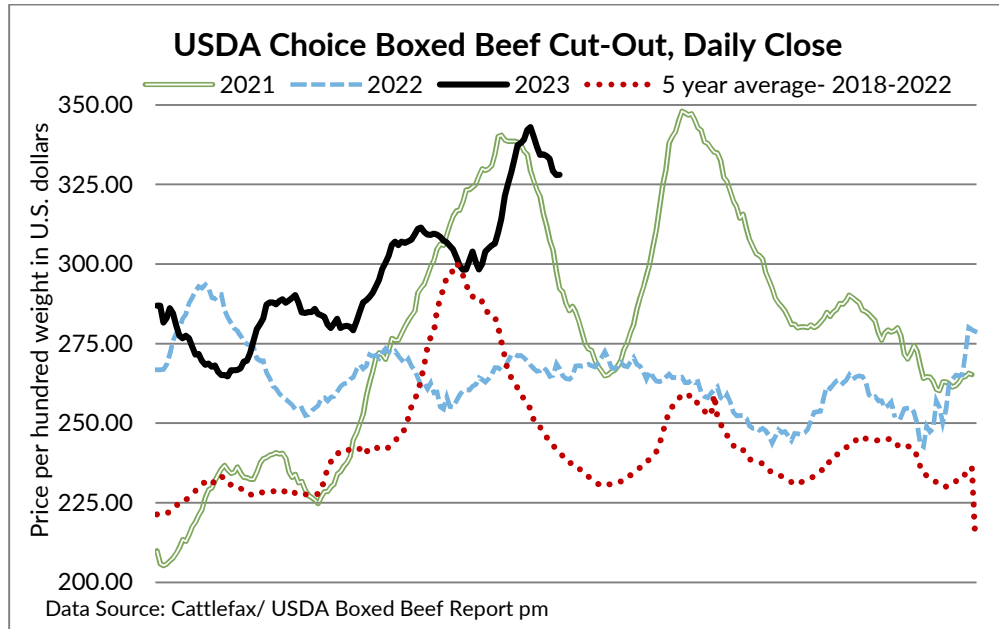
Stockers sold with good buyer demand on a stronger market.





### U.S. BOXED BEEF CUT-OUT VALUES (U.S. FUNDS)

	Choice 600-900	Select 600-900
Cutout Values (noon estimate):	327.89	295.54
Change (from yesterday's close):	-0.16	-1.64
Current Five Day Average:	330.45	298.39



### QUEBEC ELECTRONIC AUCTION MARKET (F.O.B. THE FEEDLOT)

	Price	Change from Last Week
For the week ending June 29, 2023	393.00-395.50	-9.00

### ALBERTA DIRECT TRADE

Alberta direct trade was slightly easier this week with prices reported by Canfax ranging from \$407.00-\$410.00 cwt delivered on a dressed basis, down \$5.00-\$6.00 from last week on average. Canfax notes that trade was limited in volume with prices declining from Wednesday into Thursday.

Steers	Live FOB	N/T	Rail FOB	407.50-408.50
Heifers	Live FOB	242.00	Rail FOB	404.00-408.50

## U.S. TRADE (U.S. FUNDS)

The U.S. cash cattle trade this week was very light, especially in the north. Business in the south was \$1.00-\$2.00 cwt lower from \$178.00-\$179.00 live. In the north limited trade ranged from \$182.00-\$184.00 live, mostly \$182.00 which is \$1.00-\$2.00 lower than last week, with dressed trade from \$286.00-\$290.00, mainly \$290.00 which is steady but volumes were extremely light. Today, the market is seeing a light trade in Texas at \$179.00 live, steady to early week trade and \$1.00 below last week. Business in the north is light at \$182.00-\$184.00 live, \$1.00 easier to \$1.00 higher, with dressed deals from \$288.00-\$290.00 which is steady to \$2.00 cwt lower. Asking prices are holding at \$182.00 plus live in the south and \$290.00 plus dressed in the north.

**Choice and Select Steers and Heifers:**

Live	178.00-184.00
Rail	286.00-290.00

## CHICAGO MERCANTILE EXCHANGE

Closing quotes on futures *today* were as follows:

Live Cattle			Feeder Cattle			Corn		
Aug	177.17	+2.67	Aug	247.57	+5.20	Jul	5.544	-26.4
Oct	179.55	+1.87	Sep	250.82	+5.02	Sep	4.884	-35.0
Dec	183.52	+1.85	Oct	252.52	+4.70	Dec	4.946	-33.6
Feb	186.95	+1.80	Nov	252.65	+4.30	Mar	5.064	-32.2
Apr	188.37	+1.55	Jan	250.75	+3.47	May	5.134	-30.2
Jun	182.02	+0.77	Mar	250.75	+3.15	Jul	5.162	-28.2
Soybeans			Soft Red Winter Wheat			Canadian \$		
Jul	15.572	+74.2	Jul	6.362	-16.6	Spot	75.53	+0.04
Aug	14.420	+74.2	Sep	6.510	-16.4	Sep	75.63	+0.04
Sep	13.554	+75.6	Dec	6.692	-15.2	Dec	75.73	+0.04
Nov	13.432	+77.4	Mar	6.852	-13.6	Mar	75.84	+0.04
Jan	13.466	+72.4	May	6.836	-12.4	Jun	75.90	+0.05
Mar	13.260	+56.0	Jul	6.976	-10.6	Sep	75.92	+0.08