



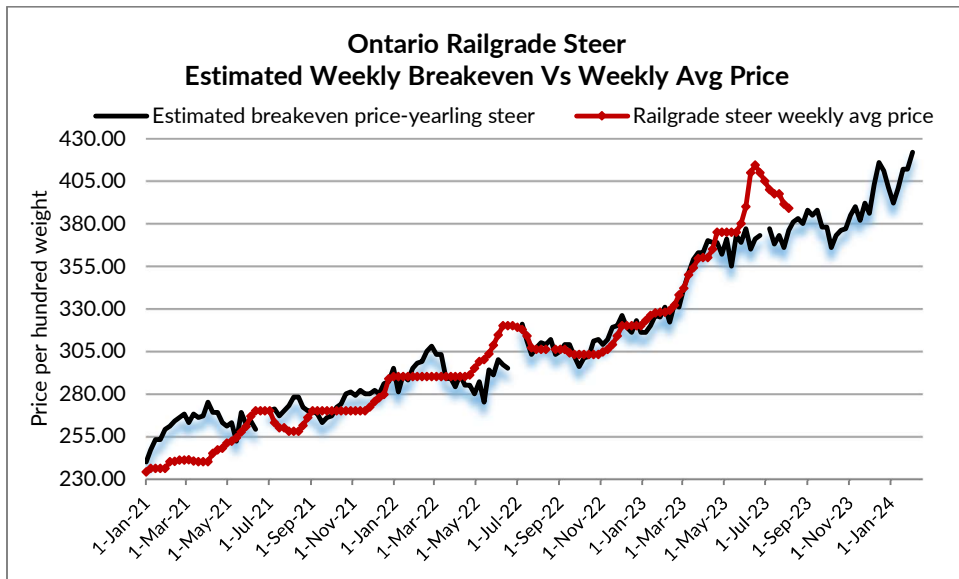
DAILY MARKET INFORMATION REPORT – FRIDAY AUGUST 4, 2023

ONTARIO DIRECT TO PACKER RAILGRADE CATTLE TRADE

Prices are on a carcass weight basis before grade and weight discounts:

A Grade Steers 389.00- Delivery the week of August 28th

A Grade Heifers 388.00- Delivery the week of August 28th



The information provided on this report is based on weighted averages for actual data collected. Input costs are a guideline only and will vary from producer to producer. BFO does not take any responsibility and accepts no legal liability arising from or connected to damages or losses experienced by producers when using this information. This is to be used at your own risk.

ONTARIO LIVE CATTLE TRADE

Today at Brussels Livestock: **725 Stockers**

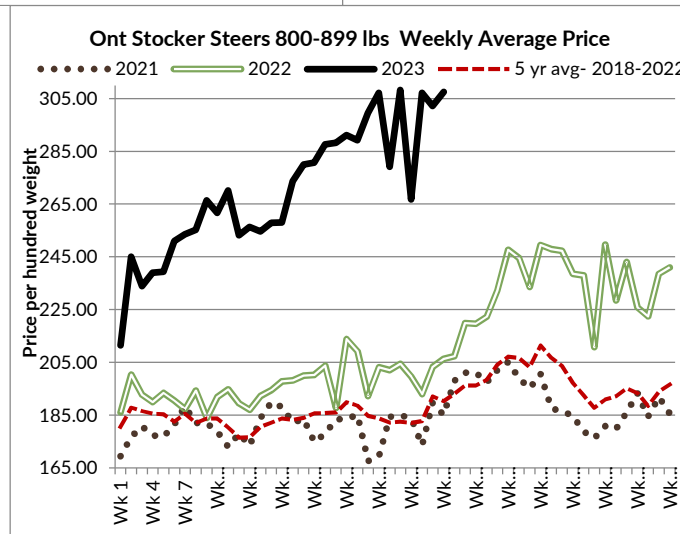
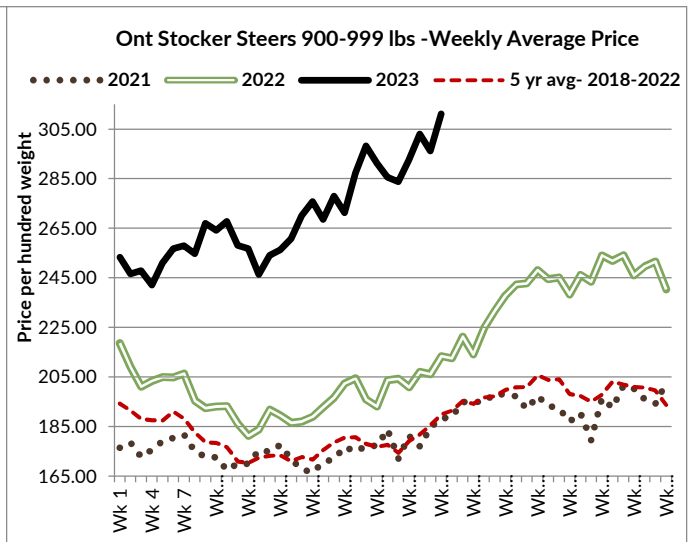
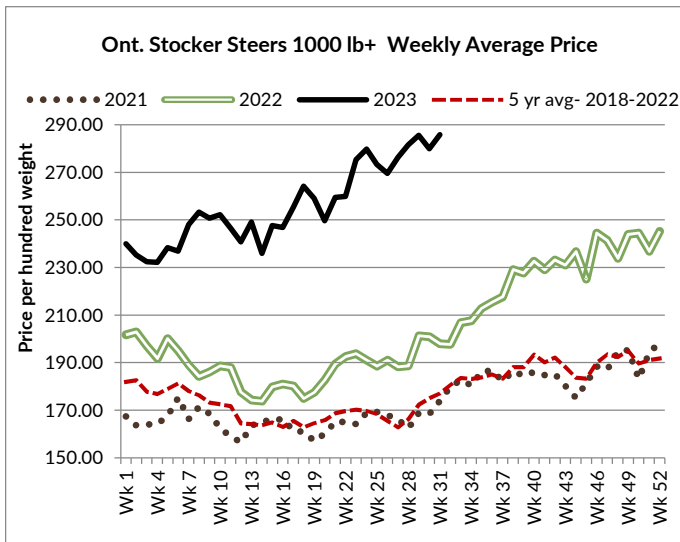
Steers	Price Range	Average	Top	Heifers	Price Range	Average	Top
1000+	261.00-301.00	287.44	301.00	900+	229.00-258.50	244.75	286.50
900-999	299.00-323.00	310.73	323.00	800-899	238.00-285.50	268.45	285.50
800-899	284.00-334.00	318.25	335.00	700-799	110.00-260.00	209.43	260.00
700-799	332.00-355.00	339.05	355.00	600-699	230.00-287.00	265.26	292.50
600-699	304.00-388.00	361.23	388.00	500-599	270.00-309.50	298.19	309.50
500-599	310.00-400.00	355.43	400.00				

Calves and yearlings sold actively on a fully steady market.

Ontario auction sales on **Thursday** saw weighted prices for:

	Volume	Price Range	Average	Top
Large & Medium Frame Fed Steers +1250 lb	42	222.00-244.00	234.04	244.50
Large & Medium Frame Fed Heifers +1000 lb	41	223.00-239.00	231.34	243.00
Fed Steers, Dairy & Dairy Cross +1250 lb	21	160.00-198.00	189.59	200.00
Fed Heifers, Dairy & Dairy Cross +1000 lb	10	181.90-185.50	183.70	190.00
Cows	502	100.92-139.76	118.54	193.00
Bulls under 1600 lb	4	118.25-151.25	130.50	185.00
Bulls over 1600 lb	17	139.76-178.82	163.42	195.00
Veal 600 lb and over	82	185.96-226.37	207.97	239.00

To check out individual auction market results on the BFO website go to <http://www.ontariobeef.com/markets/marketreports.aspx>



ONTARIO STOCKER & FEEDER TRADE

Stocker sale at Ontario Livestock Exchange: August 3, 2023: 250 Stockers

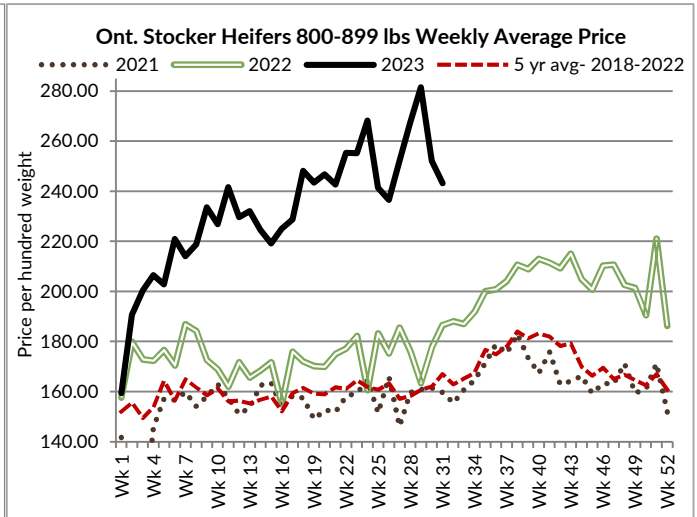
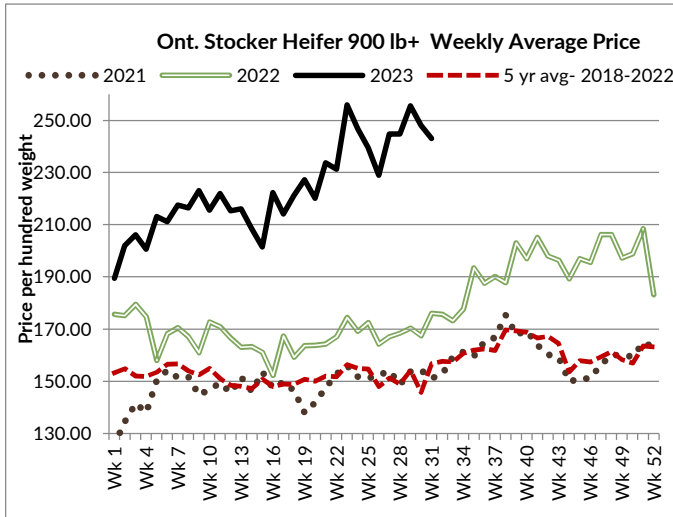
Steers	Price Range	Average	Top	Heifers	Price Range	Average	Top
700-799	175.00-295.00	254.17	325.00	900+	155.00-240.00	208.50	240.00
600-699	205.00-335.00	281.47	335.00	800-899	155.00-252.50	217.27	252.50
500-599	245.00-310.00	285.38	380.00	700-799	160.00-272.50	226.33	272.50
400-499	195.00-345.00	276.88	435.00	600-699	160.00-270.00	221.02	300.00
399-	250.0-350.00	303.13	350.00	500-599	200.00-280.00	238.33	312.50
				400-499	222.50-310.00	255.00	310.00

Stockers sold on a good demand at steady prices.

Stocker sale at Ontario Stockyards Inc: August 3, 2023: 224 Stockers

Steers	Price Range	Average	Top	Heifers	Price Range	Average	Top
800-899	302.50-336.00	325.32	336.00	700-799	260.00-312.50	280.96	332.00
700-799	280.00-241.00	322.71	352.50	600-699	230.00-312.50	280.89	342.00
600-699	255.00-357.50	308.18	366.00	500-599	265.00-342.50	306.50	342.50
500-599	300.00-380.00	340.27	395.00	400-499	295.00-340.00	317.69	352.50
400-499	360.00-442.50	393.41	442.50				

With quality considered, calves and yearlings sold on a sharply stronger market.



U.S. BOXED BEEF CUT-OUT VALUES (U.S. FUNDS)

	Choice	Select
	600-900	600-900
Cutout Values (noon estimate):	301.88	277.29
Change (from yesterday's close):	-0.13	-1.02
Current Five Day Average:	303.01	278.13

QUEBEC ELECTRONIC AUCTION MARKET (F.O.B. THE FEEDLOT)

	Price	Change from Last Week
For the week ending August 3, 2023	398.50-415.00	+13.27- note two provincial packers battled for the light offering of fed cattle

ALBERTA DIRECT TRADE

Alberta direct trade was light on Wednesday with prices reported by Canfax from \$390.00-\$395.00 cwt delivered on a dressed basis, which is steady to \$5.00 cwt lower than last week. On Thursday light trade saw prices reported from \$393.00-\$395.00 cwt delivered on a dressed basis, which is steady to \$2.00 cwt easier than last week. Overall, prices for the week averaged around \$2.00 cwt easier. Canfax reports: "All three western Canadian packers were showing interest on the cash market. Cattle that traded were being scheduled for early September delivery."

<i>Steers</i>	Live- FOB	N/T	Rail- FOB	388.50-393.50
<i>Heifers</i>	Live- FOB	N/T	Rail- FOB	Not enough sold to report a price

U.S. TRADE (U.S. FUNDS)

The U.S. cash cattle trade on Thursday was light in the north with sales from \$185.00-\$190.00 live, mainly \$188.00 and \$294.00-\$296.00 dressed, both steady to \$1.00 cwt stronger while the south continued at a standstill. Today, a light trade is surfacing in the north at \$295.00 dressed up \$1.50 cwt from last week with some live trade at \$188.00 cwt. Bids in the south are at \$174.00-\$175.00 live down \$3.00-\$4.00 from last week but the lower bids are not going to move any cattle. Asking prices are reported at \$180.00 plus live in the south and \$296.00 plus dressed in the north. Active trade should start to surface at any time but it appears this week's market is going to be at least steady to slightly stronger.

Choice and Select Steers and Heifers:	Live	188.00
	Rail	295.00

CHICAGO MERCANTILE EXCHANGE

Closing quotes on futures **today** were as follows:

Live Cattle

Aug	180.90	+2.40
Oct	182.90	+1.60
Dec	187.05	+1.50
Feb	190.47	+1.27
Apr	192.75	+1.37
Jun	185.82	+1.37

Feeder Cattle

Aug	249.52	+1.57
Sep	253.45	+1.80
Oct	255.42	+2.00
Nov	256.10	+1.97
Jan	254.57	+2.02
Mar	255.07	+1.90

Corn

Sep	4.842	+3.4
Dec	4.972	+3.6
Mar	5.104	+3.2
May	5.184	+3.0
Jul	5.230	+2.6
Sep	5.140	+2.6

Soybeans

Aug	14.440	+15.2
Sep	13.870	+5.0
Nov	13.332	+8.0
Jan	13.426	+8.4
Mar	13.416	+8.6
May	13.430	+9.0

Soft Red Winter Wheat

Sep	6.330	+6.0
Dec	6.602	+5.2
Mar	6.862	+4.4
May	7.004	+3.2
Jul	7.066	+2.2
Sep	7.152	+1.6

Canadian \$

Spot	74.72	-0.16
Sep	74.76	-0.16
Dec	74.85	-0.16
Mar	74.94	-0.15
Jun	74.97	-0.13
Sep	74.96	-0.12

Beef Farmers of Ontario | Phone: 519.824.0334 | Fax: 519.824.9101 | Email: markets@ontariobeef.com